



# Sauganash Elementary School

## State of the School

November 16, 2020

Vision & Mission Statements, Budget, School  
Accomplishments, and Academic Priorities

# “Believe to Achieve.....the Power of a Chief”



## Sauganash Elementary School

SQRP School Rating:  
Level 1+

Accountability Status:  
Good Standing

[SQRP Rating: 4.8/5](#)

Sauganash School Website:  
<http://sauganash.cps.edu>

Sauganash School Twitter:  
@SauganashCPS | @Sauganash\_Munns

Sauganash School Sports Website  
<http://sauganash-athletics.weebly.com>

**Twitter:** @SauganashSports  
**Instagram:** Sauganash\_School

# Sauganash Administration



Principal: Chris Munns

[cdmunns@cps.edu](mailto:cdmunns@cps.edu)  
[@Sauganash\\_Munns](https://twitter.com/Sauganash_Munns)

Assistant Principal: Sean Kennedy

[sekennedy@cps.edu](mailto:sekennedy@cps.edu)  
[@SeanKennedy80](https://twitter.com/SeanKennedy80)

[Teacher Directory, Websites, & Twitter Accounts](#)

# Local School Council (LSC) Members



## Parent Representatives

- Chair: Elaine Fitzgerald
- Stephen Couper
- Katrina Ramos
- Chris Schumer
- Christina Tassone
- Deepak Bapu

## Community Representatives

- Angie Cantillon
- Tom Pikarski

## Staff Representatives


- Kaitlin Murphy
- Mary McKenna
- Lara Oweimrin

\*Based on 2020 uncontested elections

# PTO Officers



- **President:** Lindsay Stavrakas
- **Vice President of Finance:** Heather Van Zant
- **Vice President of Fundraising:** Erin Alvarez
- **Recording Secretary:** Katrina Ramos
- **Treasurer:** Caroline Giamalva
- **Vice President of Regulations:** Deepak Babu



# Mission Statement



The mission of Sauganash School is to provide a high quality educational program that meets the academic needs of our students through an integrated curriculum, differentiated instruction, and the use of technology.

Sauganash School is committed to meeting the academic, social, emotional, and physical needs of our students.

We are dedicated to fostering a positive school climate that enables all students' intellectual growth to maximize their potential and prepare them for college and career path readiness and as global citizens.

# CIWP 2020-2022 Priority Goals



1. Inclusive Classrooms, Sharing Diverse Perspectives and developing a growth mindset by problem solving. (Global Citizenship)
2. A focus on EL accomodation and implementing strategies with fidelity to help the learners access more complex instruction.
3. School-wide focus on discussion techniques across all content areas, students develop critical thinking skills and mindset which will transfer to literacy, vocabulary, writing, & mathematical skills.
4. Continue to provide targeted emotional support, strengthening relational trust w/ teachers and peers and taking ownership.

# SQRP & On-Track Updates



## Sauganash Elementary School

School ID: 610155 | Network: NETWORK 1

School Quality Rating: **Level 1+**

2019-2020 Accountability Status: **Good Standing**

## 3-8 On-Track Metric

- EOY Attendance
- GPA with Core, Final Grades



# → Sauganash 1st Quarter Data as of 11/12/2020

Round 1: Using current On-Track rate complete the matrix based on the number of students or percent of students in each category.  
 Round 2: Complete this activity while using filters for your student groups (DL, EL, Male, Female, Black, Hispanic, Asian, White) Wor -- WEEK 10 Data

## LUCKY (Almost On Track)

Near On-Track- students

23 Students Total

DL- >1% EL- 26% Male- 65.2% Female- 34.7%

Black- 0% Hispanic- 34.7%  
 Asian- 17.3% White- 20.7%

## LEADING (On-Track)

On-Track - ( students)

339 Students Total

DL- 10.6% EL- 11.7% Male- 52.8% Female- 47.1%

Black- >1% Hispanic- 18.5%  
 Asian- 23% White- 53%

## LOSING GROUND (Far From on Track, Off Track)

Off-Track- ( students) 6 students total

Far from On-Track- ( students) 15 students total

DL- FF and Off Track ( 13.3% & 37.5% ) EL- (13.3% & 0%)  
 Male- (71.4% & 66.6%) Female- ( 28.5% & 33.3%)

Black- ( 0% & 0%) Hispanic- ( 28.5% & 33.3% )  
 Asian- ( 14% & 0% ) White- ( 28.5% & 50% )

## LEARNING (Near On Track)

Almost On-Track- % ( students)

5 Students Total

DL- 20% EL- 20% Male- 20% Female-80%

Black-0% Hispanic- 40%  
 Asian- 20% White-20%

**Reflection: ROUND 3 What were the student groups you focused on during the Principal Goal Setting Conversation? What steps did your ILT or Grade Level teams take to support these groups? Have you seen movement ?**

5.4% of our students were Off-Track and Far from On-Track. Our percentages improved from weeks 7-8 to weeks 9-10 by 1%, in both metrics. Currently, 6 students are Off-Track these students have been identified in needing additional social services. Counselor and Social Worker need to support these students weekly. Principal will ask for weekly updates to follow up from counselor.

# NWEA-MAP Results

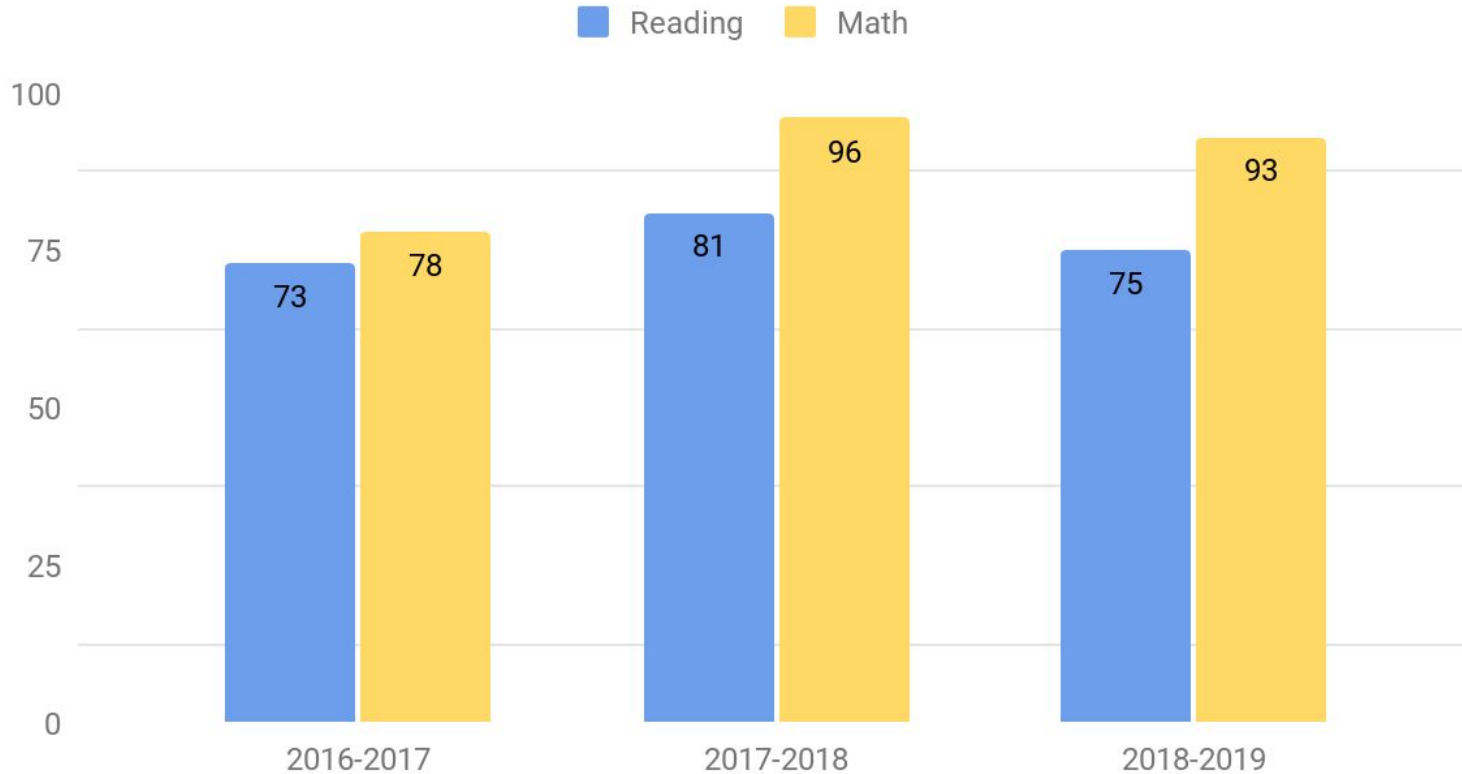


EOY	% of students At or Above National Average Performance		National Growth Percentile		Attendance Rate
	Reading	Math	Reading	Math	
					98.18% (Remote Learning)
2020	N/A	N/A	N/A	N/A	96.7%
2019	98%	99%	75%	93%	96.2%
2018	98%	99%	81%	96%	96.4%
2017	98%	97%	73%	78%	95.9%
2016	98%	97%	95%	96%	96.1%
2015	99%	99%	93%	79%	96.1%

# NWEA-MAP Growth Results

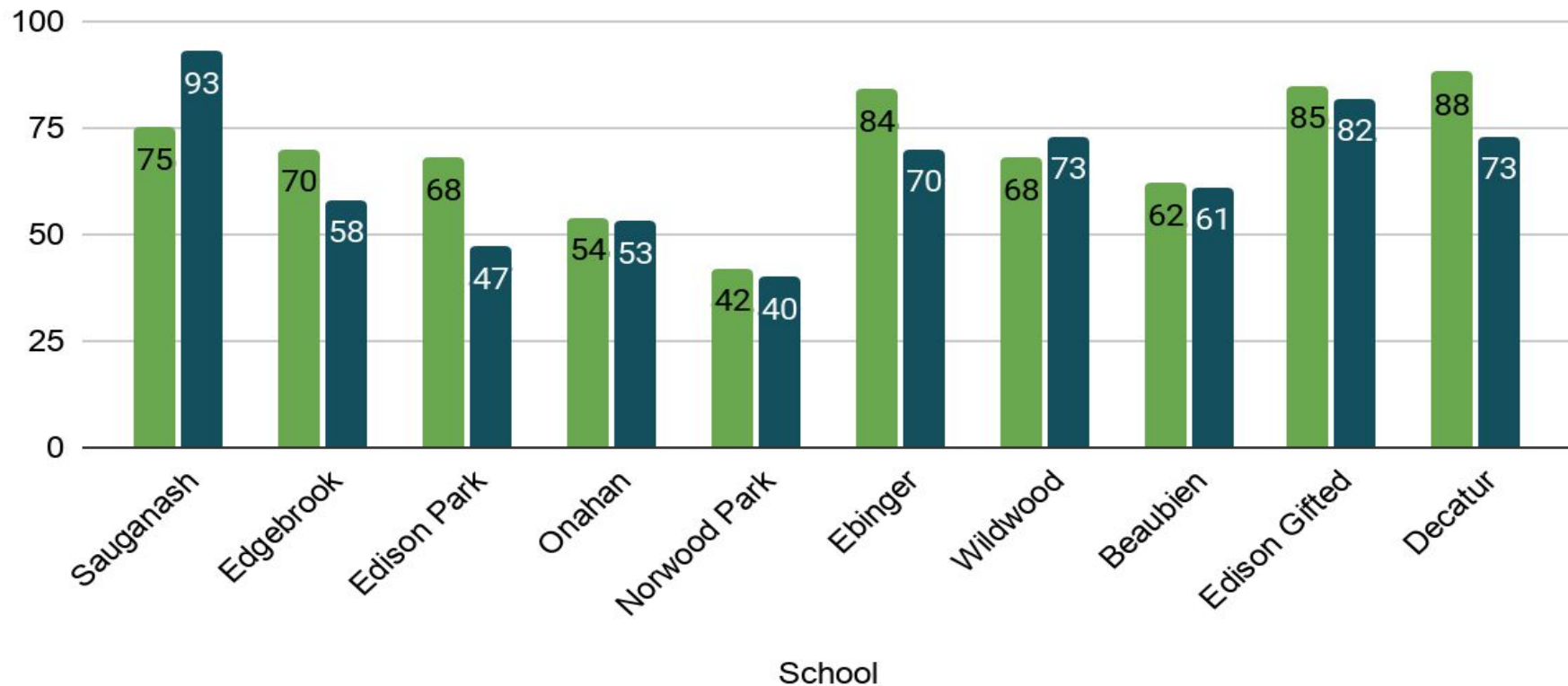


## Reading and Math (Spring '19 NWEA)



# Comparing Schools (Spring 2019 Data)

Reading Growth Math Growth



# 8<sup>th</sup> Grade “Class of 2020” -- Where Are They Now?



- **32% CPS Selective Enrollment Schools (38% in 2019)**
- **12% Charter High Schools (8% in 2019)**
- **4% Suburbs in 2020 (5% in 2019)**
- **35% Neighborhood High Schools (IB & AVID) (29% in 2019)**
- **17% Parochial High Schools (17% in 2019)**

# REACH Teacher Evaluations



- Observations to meet the minimum requirements
  - PAT teachers: 3 times a year
  - Non-PAT teachers: 2 times a year - No Summative Ratings
- Continue to increase co-teaching e-learning classrooms to support small group break-outs
- Sauganash School Administration continues to visit classrooms virtually to give feedback

## Administration's Goals:

1. Seeing teachers as facilitators and students leading the discussions and activities.
2. Focus on higher level [DOK questioning](#)
3. Coaching Teachers in their Performance – through observations, professional development, peer observations (recording), & instructional core walks

# CPS Budget Allocation

## Sauganash Budget

# CPS Education Board Funded Positions



	Positions
<b>Principal</b>	1.0
<b>Counselor</b>	1.0
<b>Clerk</b>	1.0
<b>Special Education Teachers</b>	5.0
<b>Special Ed Classroom Aides</b>	5.0
<b>Bilingual</b>	0.5
<b>T.A. (Kindergarten)</b>	2.0

	Positions
<b>Lunchroom</b>	3.0
<b>Security Guard</b>	1.0
<b>Engineer</b>	1.0
<b>Custodial Staff</b>	3.0
<b>Related Service (Nurse, OT, PT, SP, SW, Psychologist)</b>	7.0



Report Date: Tuesday, October 6, 2020

Oracle Unit Number: 25211

School: SAUGANASH

Network: Network 1

As shared at the April 28 budget launch meetings and related FY2021 budget communications, the basis for FY2021 SBB allocations is prior year (FY2020) 20th day enrollment. In addition to your initial SBB allocation, your school requested and received advance funding for a potential enrollment increase. Your enrollment advance funding notice stated that funds would be withdrawn if 10th day enrollment does not meet or exceed the advance. Your actual 10th day FY2021 enrollment is lower than your requested enrollment advance. However, due to the unprecedented circumstances, funds will not be immediately withdrawn, and a member of the Budget Team will reach out in the coming days regarding ongoing monitoring and support. For any immediate questions, please contact your Network Chief or the School Support Center at 773-535-5800. Thank you.

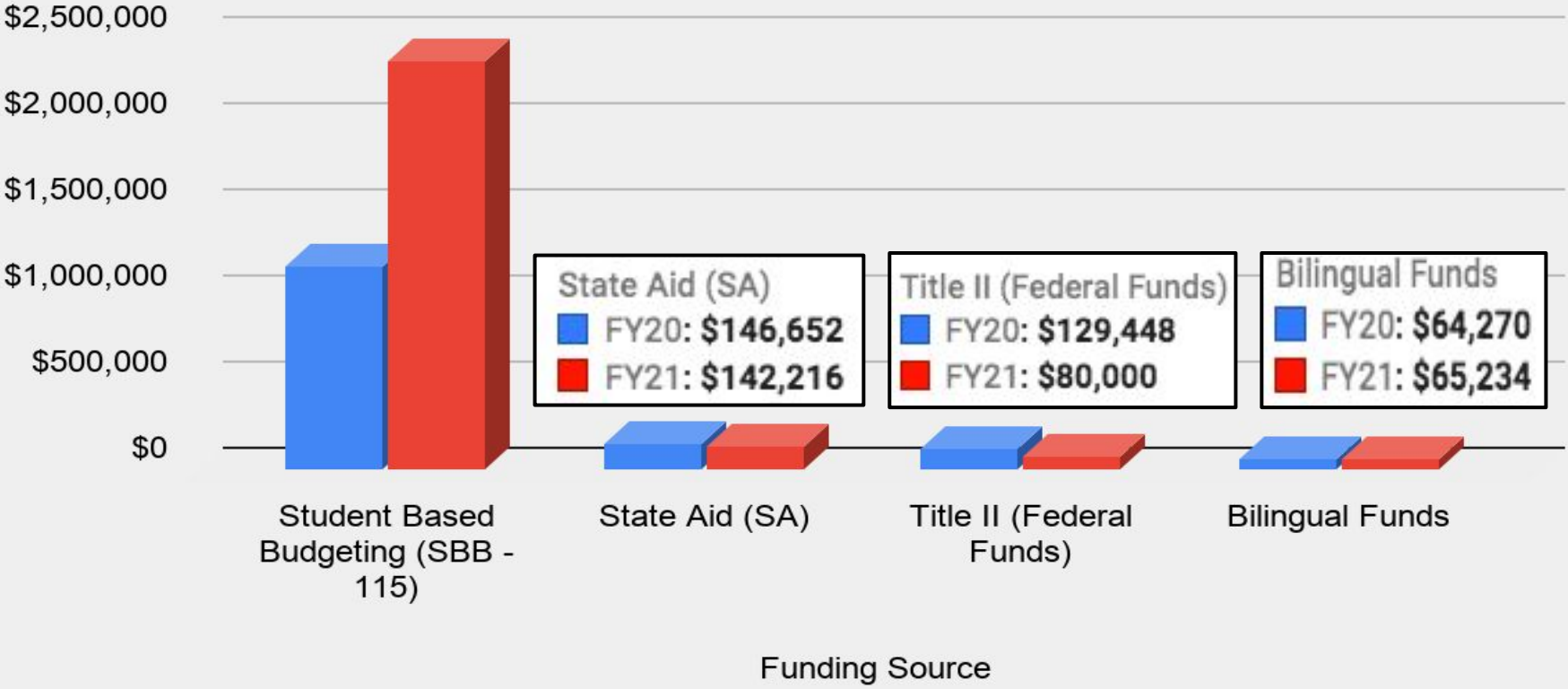
#### SBB Per-Pupil Allocation Calculation

Category	FY21 SBB Rate	FY20 20th Day Enrollment	Original FY21 SBB Allocation*	FY21 10th Day Enrollment	FY21 10th Day SBB Allocation	Change in FY21 SBB Allocations
K-3 Gen Ed/LRE1/LRE2	\$ 4,991.92	335	\$ 1,672,293.20	305	\$ 1,522,535.60	\$ (149,757.60)
K-3 LRE3	\$ 1,996.77	1	\$ 1,996.77	-	\$ -	\$ (1,996.77)
4-8 Gen Ed/LRE1/LRE2	\$ 4,665.35	328	\$ 1,530,234.80	315	\$ 1,469,585.25	\$ (60,649.55)
4-8 LRE3	\$ 1,866.14	1	\$ 1,866.14	-	\$ -	\$ (1,866.14)
<b>Subtotal</b>		<b>665</b>	<b>\$ 3,206,390.91</b>	<b>620</b>	<b>\$ 2,992,120.85</b>	<b>\$ (214,270.06)</b>
Adjustment for Prior Year Enrollment			\$ -		\$ 214,270.06	\$ 214,270.06
Equity Grant and Other Adjustments			\$ 72,225.27		\$ 72,225.27	\$ -
FY21 Enrollment Advance			\$ 83,976.30		\$ -	\$ (83,976.30)
<b>TOTAL SBB ALLOCATION</b>			<b>\$ 3,362,592.48</b>		<b>\$ 3,278,616.18</b>	<b>\$ (83,976.30)</b>

# FY20 and FY21

**Student Based Budgeting (SBB - 115)**  
FY20: \$1,188,547  
FY21: \$2,377,039

FY20 FY21



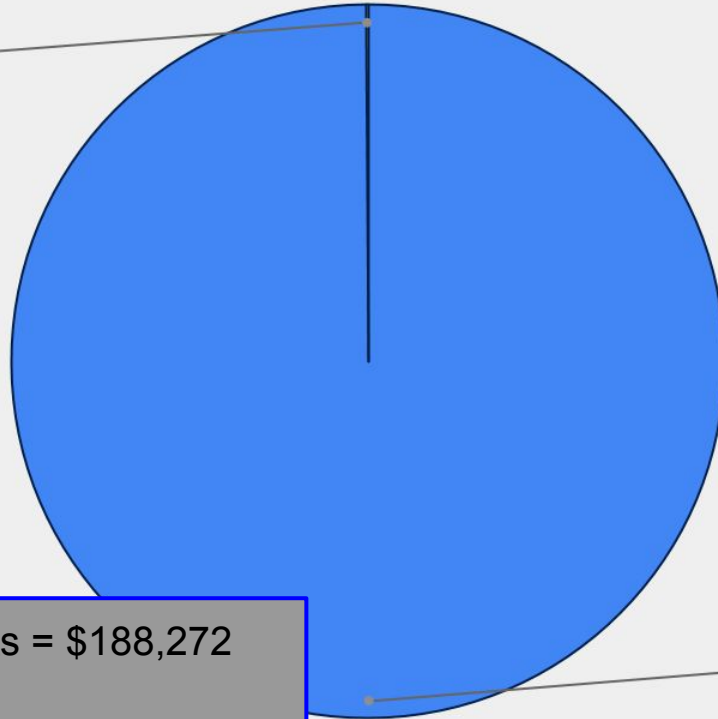
# Sauganash School: Budget



## FY 20 Sauganash School Budget

**Non-Personnel**

0.1%



**Personnel = \$1,896,888**

**Non-Personnel = \$1,682**

**Internal Accounts = \$188,272**

**Personnel**

99.9%

# Thank you for being here!



Sauganash School website: [www.sauganash.edu](http://www.sauganash.edu)

Sauganash School Athletics: [sauganash-athletics.weebly.com](http://sauganash-athletics.weebly.com)

Sauganash PTO website: [friendsofsauganash.org](http://friendsofsauganash.org)

If you have not been receiving my emails  
text on your cell phone: CHIEF to 22828

If you have a Twitter account please follow me

**Twitter:** @Sauganash\_Munns | @SauganashCPS | @SeanKennedy80

**Athletics:** @SauganashSports

**Instagram:** Sauganash\_School

Lots of teachers use Twitter to post happenings in their classes!