

1.3 Pause, Look Around the Page, Think

Pause!



Look!



Think!



Pause!



Look!



Think!



Pause!



Look!



Think!



Pause!



Look!



Think!



Pause!



Look!



Think!



Pause!

































Look!



Think!



 <p>THINK What's my purpose for reading?</p>  <p>PLAN How will I work on it?</p>   <p>JOT a note or TELL a friend</p>  <p>READ with a purpose in mind</p>	 <p>THINK What's my purpose for reading?</p>  <p>PLAN How will I work on it?</p>   <p>JOT a note or TELL a friend</p>  <p>READ with a purpose in mind</p>
 <p>THINK What's my purpose for reading?</p>  <p>PLAN How will I work on it?</p>   <p>JOT a note or TELL a friend</p>  <p>READ with a purpose in mind</p>	 <p>THINK What's my purpose for reading?</p>  <p>PLAN How will I work on it?</p>   <p>JOT a note or TELL a friend</p>  <p>READ with a purpose in mind</p>
 <p>THINK What's my purpose for reading?</p>  <p>PLAN How will I work on it?</p>   <p>JOT a note or TELL a friend</p>  <p>READ with a purpose in mind</p>	 <p>THINK What's my purpose for reading?</p>  <p>PLAN How will I work on it?</p>   <p>JOT a note or TELL a friend</p>  <p>READ with a purpose in mind</p>

1 Cover 2 Slide

dr dream dreaming 


1 Cover 2 Slide

dr dream dreaming 

1 Cover 2 Slide

dr dream dreaming 

1 Cover 2 Slide

dr dream dreaming 

1 Cover 2 Slide

dr dream dreaming 

1 Cover 2 Slide


dr dream dreaming 

Be a PARTNER COACH!



 "Go back and smooth it out!"

 "That sounded expressive!"

 "Make your voice match the feeling!"

Be a PARTNER COACH!



 "Go back and smooth it out!"

 "That sounded expressive!"

 "Make your voice match the feeling!"

Be a PARTNER COACH!



 "Go back and smooth it out!"

 "That sounded expressive!"

 "Make your voice match the feeling!"

Be a PARTNER COACH!



 "Go back and smooth it out!"

 "That sounded expressive!"


 "Make your voice match the feeling!"

Be a PARTNER COACH!



 "Go back and smooth it out!"

 "That sounded expressive!"

 "Make your voice match the feeling!"

Be a PARTNER COACH!



 "Go back and smooth it out!"

 "That sounded expressive!"

 "Make your voice match the feeling!"

5.15 Find the Problem by Focusing on Reactions

**IDENTIFY PROBLEMS
by Focusing on Reactions**

NOTICE when a character
acts like, feels, or says
there is a problem.



REREAD the scene.



THINK about what caused
the problem.

**IDENTIFY PROBLEMS
by Focusing on Reactions**

NOTICE when a character
acts like, feels, or says
there is a problem.



REREAD the scene.



THINK about what caused
the problem.

**IDENTIFY PROBLEMS
by Focusing on Reactions**

NOTICE when a character
acts like, feels, or says
there is a problem.



REREAD the scene.



THINK about what caused
the problem.

**IDENTIFY PROBLEMS
by Focusing on Reactions**

NOTICE when a character
acts like, feels, or says
there is a problem.



REREAD the scene.



THINK about what caused
the problem.

**IDENTIFY PROBLEMS
by Focusing on Reactions**

NOTICE when a character
acts like, feels, or says
there is a problem.



REREAD the scene.



THINK about what caused
the problem.

**IDENTIFY PROBLEMS
by Focusing on Reactions**

NOTICE when a character
acts like, feels, or says
there is a problem.



REREAD the scene.



THINK about what caused
the problem.

NOTICE

What characters
are saying and doing

THINK

Why might they be
saying and doing that?

IMAGINE

How you would
feel in that situation

NOTICE

What characters
are saying and doing

THINK

Why might they be
saying and doing that?

IMAGINE

How you would
feel in that situation

NOTICE

What characters
are saying and doing

THINK

Why might they be
saying and doing that?

IMAGINE

How you would
feel in that situation

NOTICE

What characters
are saying and doing

THINK

Why might they be
saying and doing that?

IMAGINE

How you would
feel in that situation

NOTICE

What characters
are saying and doing

THINK

Why might they be
saying and doing that?

IMAGINE

How you would
feel in that situation

NOTICE

What characters
are saying and doing

THINK

Why might they be
saying and doing that?

IMAGINE

How you would
feel in that situation

GO DEEP**Ask Questions!**

Is this FAIR?

Whose PERSPECTIVE
is absent?

Who has the POWER?

GO DEEP**Ask Questions!**

Is this FAIR?

Whose PERSPECTIVE
is absent?

Who has the POWER?

GO DEEP**Ask Questions!**

Is this FAIR?

Whose PERSPECTIVE
is absent?

Who has the POWER?

GO DEEP**Ask Questions!**

Is this FAIR?

Whose PERSPECTIVE
is absent?

Who has the POWER?

GO DEEP**Ask Questions!**

Is this FAIR?

Whose PERSPECTIVE
is absent?

Who has the POWER?

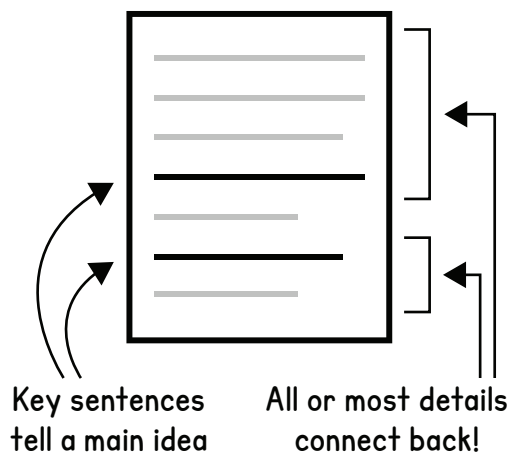
GO DEEP**Ask Questions!**

Is this FAIR?

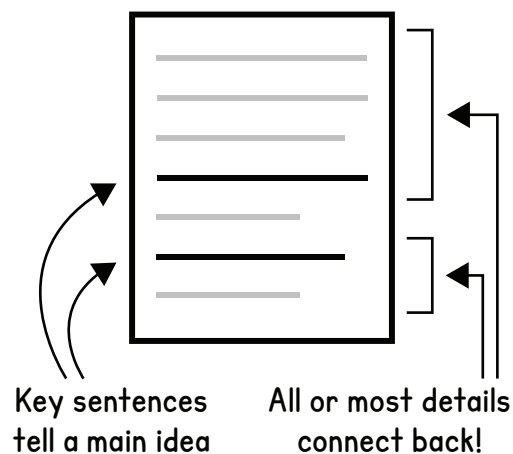
Whose PERSPECTIVE
is absent?

Who has the POWER?

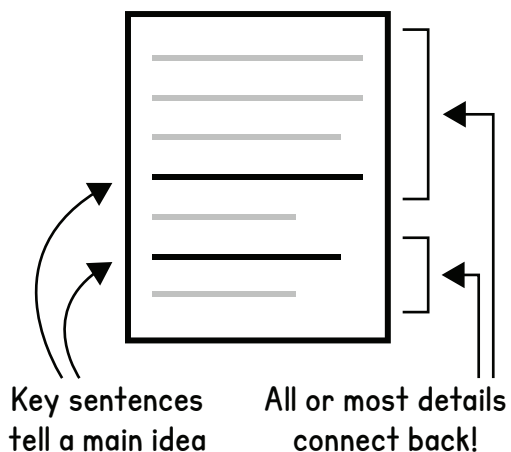
Find KEY Sentences



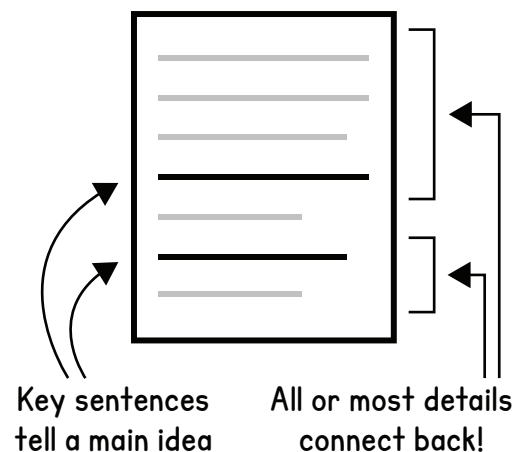
Find KEY Sentences



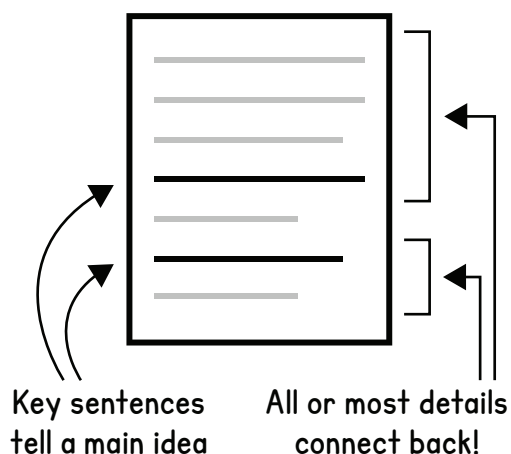
Find KEY Sentences



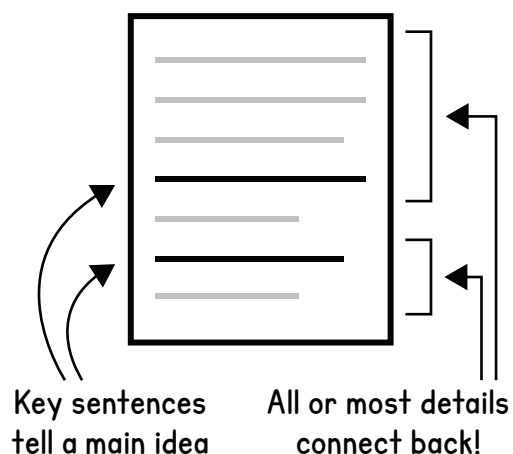
Find KEY Sentences




Find KEY Sentences



Find KEY Sentences



Read a sentence with
a comparison? VISUALIZE




Look for key words:

as, like, than...

What's similar? Different?

Read a sentence with
a comparison? VISUALIZE




Look for key words:

as, like, than...

What's similar? Different?

Read a sentence with
a comparison? VISUALIZE




Look for key words:

as, like, than...

What's similar? Different?

Read a sentence with
a comparison? VISUALIZE




Look for key words:

as, like, than...

What's similar? Different?

Read a sentence with
a comparison? VISUALIZE




Look for key words:

as, like, than...

What's similar? Different?

Read a sentence with
a comparison? VISUALIZE




Look for key words:

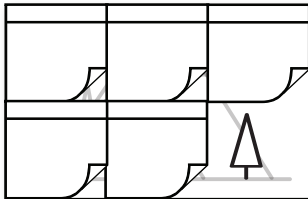
as, like, than...

What's similar? Different?


1 Look at the whole



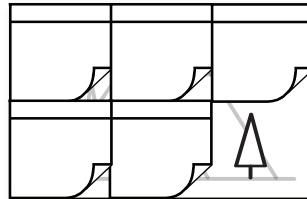
2 Zoom in




1 Look at the whole



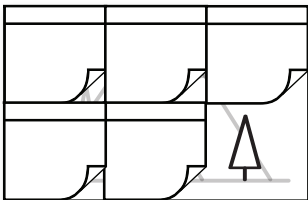
2 Zoom in




1 Look at the whole



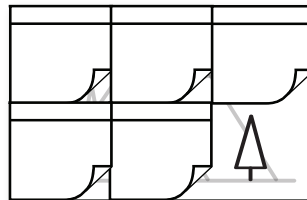
2 Zoom in




1 Look at the whole



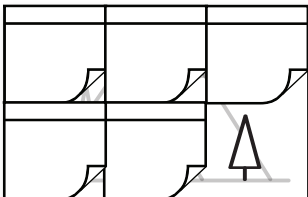
2 Zoom in




1 Look at the whole



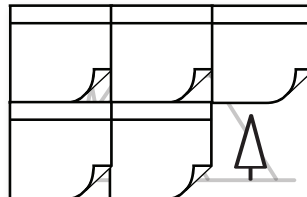
2 Zoom in



1 Look at the whole



2 Zoom in



Insert a SYNONYM

When her best friend grabbed her toy,
she was **furious** with him.

angry?
mad?

He placed the glass of orange juice
alongside his plate.

by? next to?
near?

Insert a SYNONYM

When her best friend grabbed her toy,
she was **furious** with him.

angry?
mad?

He placed the glass of orange juice
alongside his plate.

by? next to?
near?

Insert a SYNONYM

When her best friend grabbed her toy,
she was **furious** with him.

angry?
mad?

He placed the glass of orange juice
alongside his plate.

by? next to?
near?

Insert a SYNONYM

When her best friend grabbed her toy,
she was **furious** with him.

angry?
mad?

He placed the glass of orange juice
alongside his plate.

by? next to?
near?

Insert a SYNONYM

When her best friend grabbed her toy,
she was **furious** with him.

angry?
mad?

He placed the glass of orange juice
alongside his plate.

by? next to?
near?

Insert a SYNONYM




When her best friend grabbed her toy,
she was **furious** with him.



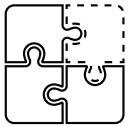
angry?
mad?



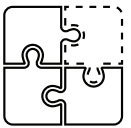
He placed the glass of orange juice
alongside his plate.



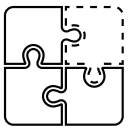
by? next to?
near?



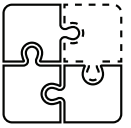
12.4 Jot, Follow, Fit




JOT	FOLLOW	FIT
		
<ul style="list-style-type: none"> · Do you have an idea? · Jot it down! 	<ul style="list-style-type: none"> · After writing, turn your attention to listening and following the conversation. 	<ul style="list-style-type: none"> · Listen for when what you jotted fits the conversation. · Want to share, but it doesn't fit? Wait for a conversation shift!

JOT	FOLLOW	FIT
		
<ul style="list-style-type: none"> · Do you have an idea? · Jot it down! 	<ul style="list-style-type: none"> · After writing, turn your attention to listening and following the conversation. 	<ul style="list-style-type: none"> · Listen for when what you jotted fits the conversation. · Want to share, but it doesn't fit? Wait for a conversation shift!

JOT	FOLLOW	FIT
		
<ul style="list-style-type: none"> · Do you have an idea? · Jot it down! 	<ul style="list-style-type: none"> · After writing, turn your attention to listening and following the conversation. 	<ul style="list-style-type: none"> · Listen for when what you jotted fits the conversation. · Want to share, but it doesn't fit? Wait for a conversation shift!

JOT	FOLLOW	FIT
		
<ul style="list-style-type: none"> · Do you have an idea? · Jot it down! 	<ul style="list-style-type: none"> · After writing, turn your attention to listening and following the conversation. 	<ul style="list-style-type: none"> · Listen for when what you jotted fits the conversation. · Want to share, but it doesn't fit? Wait for a conversation shift!

JOT	FOLLOW	FIT
		
<ul style="list-style-type: none"> · Do you have an idea? · Jot it down! 	<ul style="list-style-type: none"> · After writing, turn your attention to listening and following the conversation. 	<ul style="list-style-type: none"> · Listen for when what you jotted fits the conversation. · Want to share, but it doesn't fit? Wait for a conversation shift!

JOT	FOLLOW	FIT
		
<ul style="list-style-type: none"> · Do you have an idea? · Jot it down! 	<ul style="list-style-type: none"> · After writing, turn your attention to listening and following the conversation. 	<ul style="list-style-type: none"> · Listen for when what you jotted fits the conversation. · Want to share, but it doesn't fit? Wait for a conversation shift!

13.5 Pair the Text with Your Thinking

DOUBLE ENTRY JOURNAL

FROM THE TEXT

- a passage
- interesting language
- quote
- key event
- fact
- main idea
- problem

LEFT

FROM YOUR MIND

- reaction
- theory
- comparison
- explanation
- idea

RIGHT

DOUBLE ENTRY JOURNAL

FROM THE TEXT

- a passage
- interesting language
- quote
- key event
- fact
- main idea
- problem

LEFT

FROM YOUR MIND

- reaction
- theory
- comparison
- explanation
- idea

RIGHT

DOUBLE ENTRY JOURNAL

FROM THE TEXT

- a passage
- interesting language
- quote
- key event
- fact
- main idea
- problem

LEFT

FROM YOUR MIND

- reaction
- theory
- comparison
- explanation
- idea

RIGHT

DOUBLE ENTRY JOURNAL

FROM THE TEXT

- a passage
- interesting language
- quote
- key event
- fact
- main idea
- problem

LEFT

FROM YOUR MIND

- reaction
- theory
- comparison
- explanation
- idea

RIGHT

DOUBLE ENTRY JOURNAL

FROM THE TEXT

- a passage
- interesting language
- quote
- key event
- fact
- main idea
- problem

LEFT

FROM YOUR MIND

- reaction
- theory
- comparison
- explanation
- idea

RIGHT

DOUBLE ENTRY JOURNAL

FROM THE TEXT

- a passage
- interesting language
- quote
- key event
- fact
- main idea
- problem

LEFT

FROM YOUR MIND

- reaction
- theory
- comparison
- explanation
- idea

RIGHT