



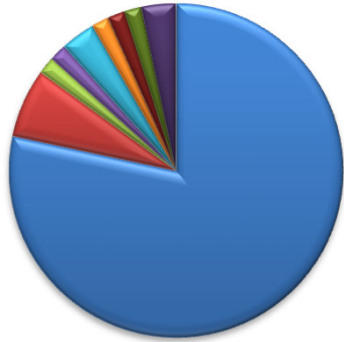
## UNDERGRADUATE STUDENT PLACEMENT STATISTICS

### Colorado State University Department of Construction Management

*Compiled from Senior Exit Survey data collected the week before commencement*

#### December 2018 (Fall)

% Placed Before Graduation	<b>97%</b>	(60% with intern sponsor)	Number of Graduates	<b>81</b>
Average Base Salary	<b>\$63,900</b>	(\$64,000 Median) (CO Avg <b>\$63,200</b> )	Average # of offers per student	<b>2.3</b>



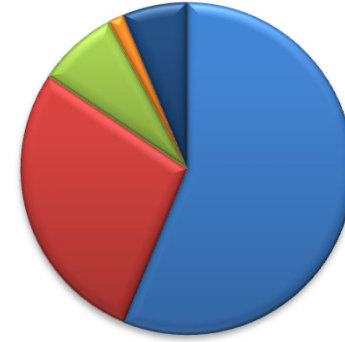
**Geographic Location**

- Colorado
- California
- Arizona
- Texas
- Washington
- Wyoming
- Montana
- New Jersey
- Oregon



**Industry**

- Commercial/Mixed Use
- Institutional
- Heavy Civil
- Industrial/Pub Wks
- Multi-Family
- Custom Homebuilding
- Mechanical Contr
- Electrical Contr
- Other Specialty Contr
- Other Const Business

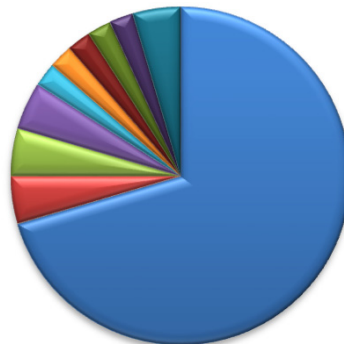


**Position**

- Project Eng. & Management
- Field Eng. & Supervision
- Estimating & Cost Control
- Services (Safety, QAQC, LEED, etc.)
- Other

#### May 2018 (Spring)

% Placed Before Graduation	<b>93%</b>	(60% with intern sponsor)	Number of Graduates	<b>58</b>
Average Base Salary	<b>\$62,700</b>	(\$62,000 Median) (CO Avg <b>\$61,900</b> )	Average # of offers per student	<b>2.2</b>



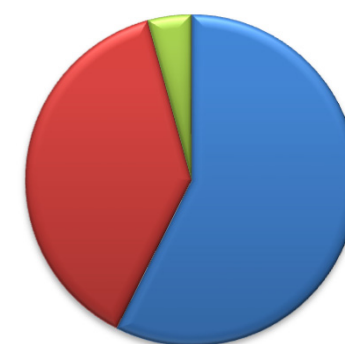
**Geographic Location**

- Colorado
- California
- Arizona
- Texas
- Washington
- Wyoming
- Hawaii
- Indiana
- Minnesota
- Montana



**Industry**

- Commercial/Mixed Use
- Institutional
- Heavy Civil
- Heavy Highway
- Industrial/Pub Wks
- Power/Utility
- Multi-Family
- CM/Proj Controls
- Mechanical Contr
- Electrical Contr
- Other Specialty Contr



**Position**

- Project Eng. & Management
- Field Eng. & Supervision
- Estimating & Cost Control



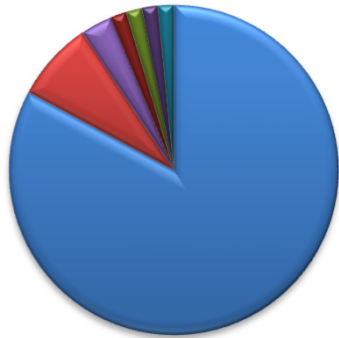
## UNDERGRADUATE STUDENT PLACEMENT STATISTICS

### Colorado State University Department of Construction Management

*Compiled from Senior Exit Survey data collected the week before commencement*

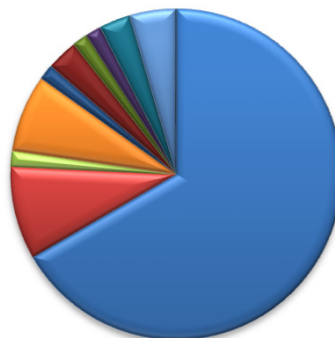
#### December 2017 (Fall)

% Placed Before Graduation	<b>86%</b>	(63% with intern sponsor)	Number of Graduates	<b>82</b>
Average Base Salary	<b>\$62,600</b>	(\$62,000 Median) (CO Avg <b>\$61,700</b> )	Average # of offers per student	<b>2.3</b>



- Colorado
- California
- Texas
- Minnesota
- Montana
- Nevada
- Virginia

**Geographic Location**



- Commercial/Mixed Use
- Institutional
- Heavy Civil
- Industrial/Pub Wks
- Power/Utility
- Multi-Family
- Custom Homebuilding
- CM/Proj Controls
- Mechanical Contr
- Other Specialty Contr

**Industry**

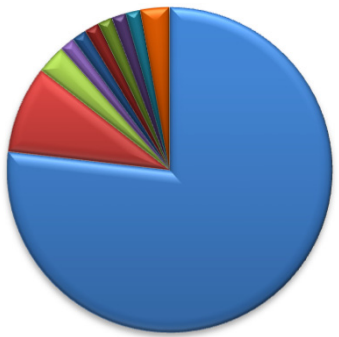


- Project Eng. & Management
- Field Eng. & Supervision
- Estimating & Cost Control

**Position**

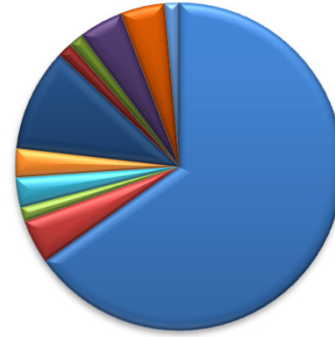
#### May 2017 (Spring)

% Placed Before Graduation	<b>92%</b>	(57% with intern sponsor)	Number of Graduates	<b>84</b>
Average Base Salary	<b>\$62,000</b>	(\$60,000 Median) (CO Avg <b>\$60,250</b> )	Average # of offers per student	<b>2.5</b>



- Colorado
- California
- Arizona
- Texas
- Utah
- Florida
- Massachusetts
- Ohio
- Oregon
- Tennessee

**Geographic Location**



- Commercial/Mixed Use
- Heavy Civil
- Heavy Highway
- Industrial/Pub Wks
- Power/Utility
- Multi-Family
- Custom Homebuilding
- CM/Proj Controls
- Mechanical Contr

**Industry**



- Project Eng. & Management
- Field Eng. & Supervision
- Estimating & Cost Control
- Scheduling
- Services (Safety, QAQC, LEED, etc.)
- Other

**Position**



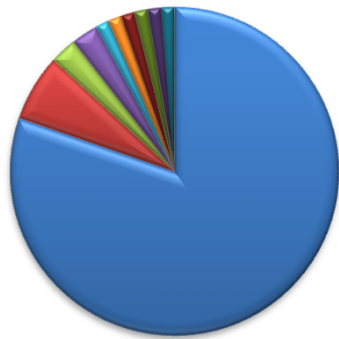
## UNDERGRADUATE STUDENT PLACEMENT STATISTICS

### Colorado State University Department of Construction Management

*Compiled from Senior Exit Survey data collected the week before commencement*

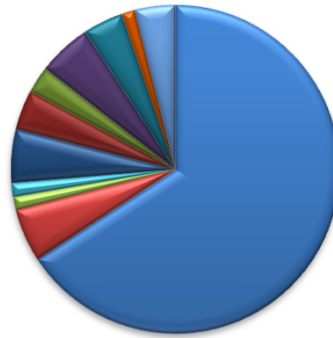
#### December 2016 (Fall)

% Placed Before Graduation	<b>95%</b>	(66% with intern sponsor)	Number of Graduates	<b>88</b>
Average Base Salary	<b>\$62,000</b>	(\$60,000 Median) (CO Avg \$60,700)	Average # of offers per student	<b>2.6</b>



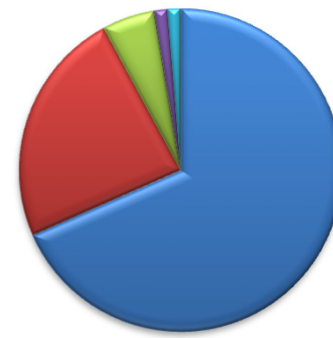
**Geographic Location**

- Colorado
- California
- Arizona
- Texas
- Washington
- Wyoming
- Florida
- Nebraska
- Ohio
- Virginia



**Industry**

- Commercial/Mixed Use
- Heavy Civil
- Heavy Highway
- Industrial/Pub Wks
- Multi-Family
- Custom Homebuilding
- CM/Proj Controls
- Mechanical Contr
- Electrical Contr
- Vendor Supplier
- Specialty Contractors

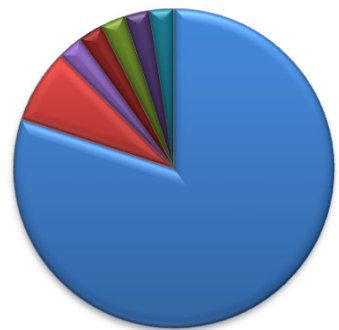


**Position**

- Project Eng. & Management
- Field Eng. & Supervision
- Estimating & Cost Control
- Scheduling
- Marketing & Business Develop.

#### May 2016 (Spring)

% Placed Before Graduation	<b>98%</b>	(56% with intern sponsor)	Number of Graduates	<b>48</b>
Average Base Salary	<b>\$61,000</b>	(\$61,000 Median) (CO Avg \$60,600)	Average # of offers per student	<b>2.8</b>



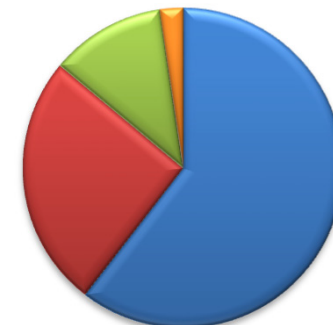
**Geographic Location**

- Colorado
- California
- Texas
- Hawaii
- Illinois
- Missouri
- Montana



**Industry**

- Commercial/Mixed Use
- Heavy Civil
- Heavy Highway
- Transportation
- Industrial/Pub Wks
- Multi-Family
- CM/Project Controls
- Specialty Contr



**Position**

- Project Eng. & Management
- Field Eng. & Supervision
- Estimating & Cost Control
- Services (Safety, QAQC, LEED, etc.)



## UNDERGRADUATE STUDENT PLACEMENT STATISTICS

### Colorado State University Department of Construction Management

*Compiled from Senior Exit Survey data collected the week before commencement*

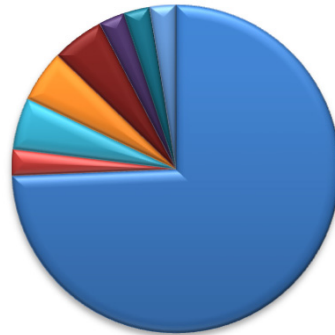
#### December 2015 (Fall)

% Placed Before Graduation	<b>96%</b>	(69% with intern sponsor)	Number of Graduates	<b>45</b>
Average Base Salary	<b>\$60,500</b>	(\$60,000 Median) (CO Avg \$60,100)	Average # of offers per student	<b>2.6</b>



**Geographic Location**

- Colorado
- California
- Illinois
- Minnesota
- Missouri
- Montana
- Nebraska
- Nevada
- New Jersey
- North Carolina



**Industry**

- Commercial/Mixed Use
- Heavy Civil
- Industrial/Pub Wks
- Power/Utility
- Custom Homebuilding
- Mechanical Contr
- Electrical Contr
- Specialty Contr



**Position**

- Project Eng. & Management
- Field Eng. & Supervision
- Estimating & Cost Control

#### May 2015 (Spring)

% Placed Before Graduation	<b>93%</b>	(58% with intern sponsor)	Number of Graduates	<b>60</b>
Average Base Salary	<b>\$58,500</b>	(\$57,000 Median) (CO Avg \$56,800)	Average # of offers per student	<b>2.7</b>



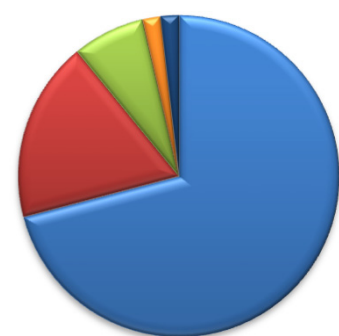
**Geographic Location**

- Colorado
- California
- Arizona
- Texas
- Wyoming
- Alaska
- Arkansas
- Georgia
- Hawaii
- Kansas
- Massachusetts
- Minnesota
- Nevada
- North Dakota
- Oregon



**Industry**

- Commercial/Mixed Use
- Heavy Civil/Heavy Hwy
- Industrial/Utility
- Multi-Family
- Custom Homebuilding
- CM/Proj Controls
- Mechanical Contr
- Electrical Contr
- Specialty Contr



**Position**

- Project Eng. & Management
- Field Supervision
- Estimating & Cost Control
- Services (Safety, QAQC, LEED, etc.)
- Other



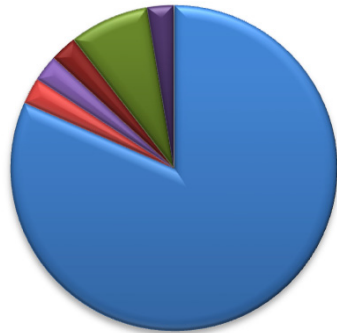
## UNDERGRADUATE STUDENT PLACEMENT STATISTICS

### Colorado State University Department of Construction Management

*Compiled from Senior Exit Survey data collected the week before commencement*

#### December 2014 (Fall)

% Placed Before Graduation	<b>98%</b>	(64% with intern sponsor)	Number of Graduates	<b>46</b>
Average Base Salary	<b>\$57,300</b>	(\$57,000 Median) (CO Avg \$56,100)	Average # of offers per student	<b>2.3</b>



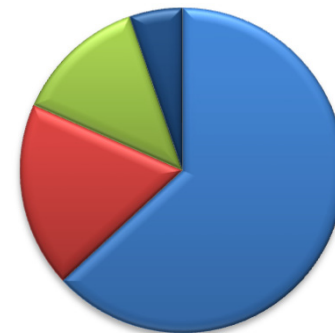
- Colorado
- California
- Texas
- Idaho
- Nevada
- Wisconsin

**Geographic Location**



- Commercial
- Heavy Civil/Heavy Hwy
- Industrial/Utility
- Residential/Devel.
- CM/Proj Controls
- Mechanical Contr
- Specialty Contr

**Industry**



- Project Eng. & Management
- Field Supervision
- Estimating & Cost Control
- Other

**Position**

#### May 2014 (Spring)

% Placed Before Graduation	<b>86%</b>	(46% with intern sponsor)	Number of Graduates	<b>50</b>
Average Base Salary	<b>\$57,000</b>	(\$55,000 Median) (CO Avg \$55,000)	Average # of offers per student	<b>2.1</b>



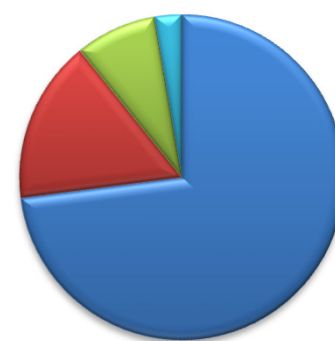
- Colorado
- California
- Arizona
- Texas
- Washington
- Wyoming
- Utah
- Florida
- Indiana
- Missouri
- Oklahoma
- Virginia

**Geographic Location**



- Commercial
- Heavy Civil/Heavy Hwy
- Industrial/Utility
- Residential/Devel.
- CM/Proj Controls
- Mechanical Contr
- Electrical Contr
- Specialty Contr

**Industry**



- Project Eng. & Management
- Field Supervision
- Estimating & Cost Control
- Marketing & Business Develop.

**Position**





## UNDERGRADUATE STUDENT PLACEMENT STATISTICS

### Colorado State University Department of Construction Management

*Compiled from Senior Exit Survey data collected the week before commencement*

#### December 2013 (Fall)

% Placed Before Graduation	<b>82%</b>	(54% with intern sponsor)	Number of Graduates	<b>59</b>
Average Base Salary	<b>\$55,400</b>	(\$55,500 Median) (CO Avg <b>\$54,400</b> )	Average # of offers per student	<b>2.1</b>



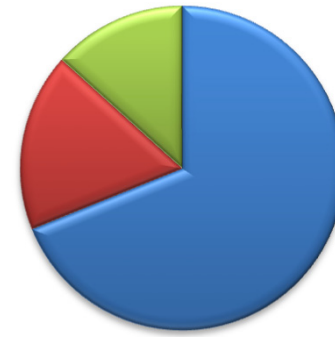
- Colorado
- California
- Texas
- Washington
- Hawaii
- Maryland

**Geographic Location**



- Commercial
- Heavy Civil/Heavy Hwy
- Industrial/Utility
- Residential/Devel.
- CM/Proj Controls
- Specialty Contr

**Industry**

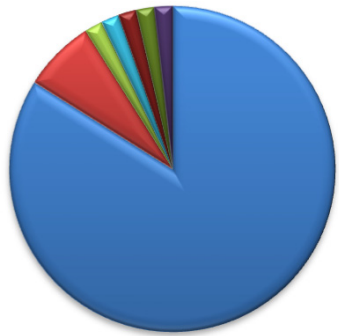


- Project Eng. & Management
- Field Supervision
- Estimating & Cost Control

**Position**

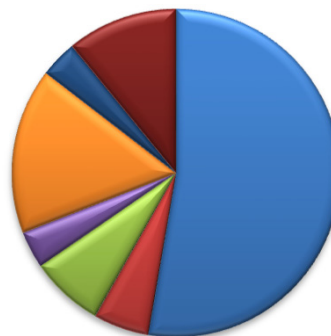
#### May 2013 (Spring)

% Placed Before Graduation	<b>91%</b>	(45% with intern sponsor)	Number of Graduates	<b>70</b>
Average Base Salary	<b>\$53,100</b>	(\$52,000 Median) (CO Avg <b>\$52,100</b> )	Average # of offers per student	<b>2.1</b>



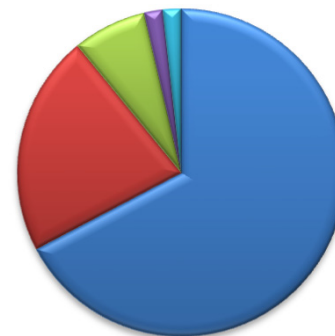
- Colorado
- California
- Arizona
- Washington
- Mississippi
- Maine
- North Dakota

**Geographic Location**



- Commercial
- Heavy Civil/Heavy Hwy
- Industrial/Utility
- Residential/Devel.
- Mechanical Contr
- Electrical Contr
- Specialty Contr

**Industry**



- Project Eng. & Management
- Field Supervision
- Estimating & Cost Control
- Scheduling
- Marketing & Business Develop.

**Position**



## UNDERGRADUATE STUDENT PLACEMENT STATISTICS

### Colorado State University Department of Construction Management

*Compiled from Senior Exit Survey data collected the week before commencement*

#### December 2012 (Fall)

% Placed Before Graduation	<b>76%</b>	(55% with intern sponsor)	Number of Graduates	<b>87</b>
Average Base Salary	<b>\$52,000</b>	(\$54,000 Median) (CO Avg <b>\$52,000</b> )	Average # of offers per student	<b>1.7</b>



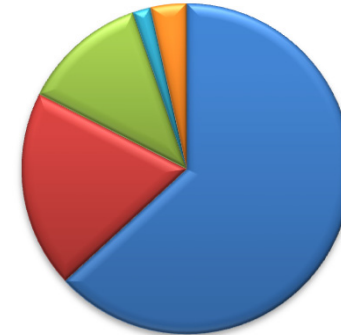
- Colorado
- California
- Arizona
- Texas
- Washington
- Wyoming
- Minnesota
- International

**Geographic Location**



- Commercial
- Heavy Civil/Heavy Hwy
- Industrial/Utility
- CM/Proj Controls
- Mechanical Contr
- Electrical Contr
- Specialty Contr

**Industry**

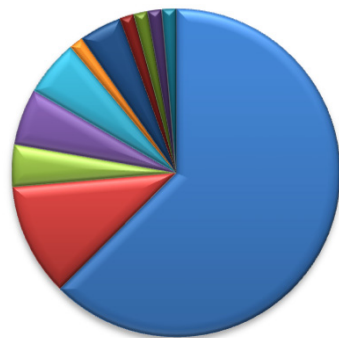


- Project Eng. & Management
- Field Supervision
- Estimating & Cost Control
- Marketing & Business Develop.
- Services (Safety, QAQC, LEED, etc.)

**Position**

#### May 2012 (Spring)

% Placed Before Graduation	<b>70%</b>	(47% with intern sponsor)	Number of Graduates	<b>106</b>
Average Base Salary	<b>\$52,400</b>	(\$53,000 Median) (CO Avg <b>\$49,800</b> )	Average # of offers per student	<b>1.2</b>



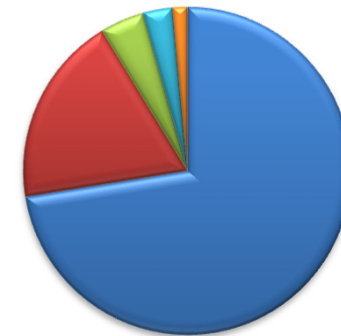
- Colorado
- California
- Arizona
- Texas
- Washington
- Wyoming
- Utah
- Hawaii
- Kansas
- Nebraska
- South Carolina

**Geographic Location**



- Commercial
- Heavy Civil/Heavy Hwy
- Industrial/Utility
- Residential/Devel.
- CM/Proj Controls
- Mechanical Contr
- Electrical Contr
- Specialty Contr

**Industry**



- Project Eng. & Management
- Field Supervision
- Estimating & Cost Control
- Marketing & Business Develop.
- Services (Safety, QAQC, LEED, etc.)

**Position**



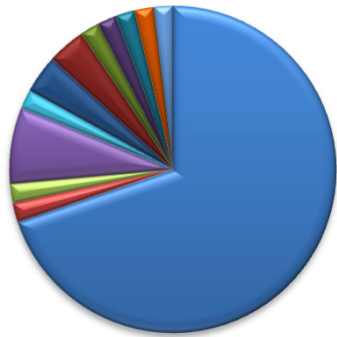
## UNDERGRADUATE STUDENT PLACEMENT STATISTICS

### Colorado State University Department of Construction Management

*Compiled from Senior Exit Survey data collected the week before commencement*

#### December 2011 (Fall)

% Placed Before Graduation	<b>70%</b>	(58% with intern sponsor)	Number of Graduates	<b>99</b>
Average Base Salary	<b>\$52,400</b>	(\$52,000 Median) (CO Avg <b>\$51,600</b> )	Average # of offers per student	<b>1.2</b>



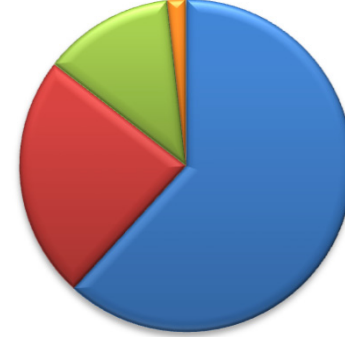
**Geographic Location**

- Colorado
- California
- Arizona
- Texas
- Washington
- Utah
- Illinois
- Massachusetts
- Missouri
- Tennessee
- Virginia
- Washington, D.C.



**Industry**

- Commercial
- Heavy Civil/Heavy Hwy
- Industrial/Utility
- Residential/Devel.
- CM/Proj Controls
- Mechanical Contr
- Specialty Contr



**Position**

- Project Eng. & Management
- Field Supervision
- Estimating & Cost Control
- Services (Safety, QAQC, LEED, etc.)

#### May 2011 (Spring)

% Placed Before Graduation	<b>77%</b>	(50% with intern sponsor)	Number of Graduates	<b>119</b>
Average Base Salary	<b>\$51,100</b>	(\$51,000 Median) (CO Avg <b>\$48,800</b> )	Average # of offers per student	<b>1.4</b>



**Geographic Location**

- Colorado
- California
- Arizona
- Texas
- Wyoming
- Utah
- Florida
- Georgia
- Indiana
- Iowa
- Kansas
- Massachusetts
- New Mexico
- North Carolina
- North Dakota
- International



**Industry**

- Commercial
- Heavy Civil/Heavy Hwy
- Industrial/Utility
- Residential/Devel.
- CM/Proj Controls
- Mechanical Contr
- Electrical Contr
- Specialty Contr



**Position**

- Project Eng. & Management
- Field Supervision
- Estimating & Cost Control
- Scheduling
- Marketing & Business Develop.
- Services (Safety, QAQC, LEED, etc.)





## UNDERGRADUATE STUDENT PLACEMENT STATISTICS

**Colorado State University**  
**Department of Construction Management**

*Compiled from Senior Exit Survey data collected the week before commencement*

**December 2010 (Fall)**

% Placed Before Graduation	<b>55%</b>	(67% with intern sponsor)	Number of Graduates	<b>85</b>
Average Base Salary	<b>\$52,700</b>	(\$52,000 Median) (CO Avg <b>\$49,900</b> )	Average # of offers per student	<b>0.8</b>



**Geographic Location**

- Colorado
- California
- Arizona
- Texas
- Washington
- Wyoming
- Georgia
- Hawaii
- Kansas
- Oklahoma
- West Virginia



**Industry**

- Commercial
- Heavy Civil/Heavy Hwy
- Industrial/Utility
- Residential/Devel.
- CM/Proj Controls
- Mechanical Contr
- Electrical Contr
- Specialty Contr



**Position**

- Project Eng. & Management
- Field Supervision
- Estimating & Cost Control
- Scheduling