



INTERN (UNDERGRADUATE) PLACEMENT STATISTICS

Colorado State University
Department of Construction Management

Compiled from Intern Final Evaluation data collected towards the end of the internship

Fall 2018

Percent of Eligible Students Placed in Internships
Total Number of Interns

100%
34

Average Wage **\$18.00 (\$17.71 in CO)**
Avg. Work Hours per Week **45.6**



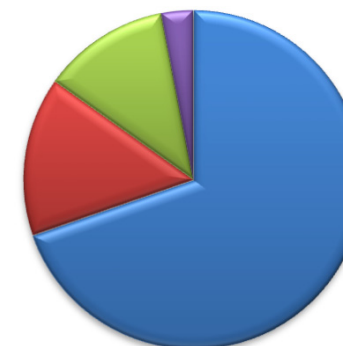
Geographic Location

- Colorado
- California
- Arizona
- Florida
- Georgia
- Hawaii
- Maryland
- Nevada
- Wisconsin



Industry

- Commercial/ Mixed Use
- Heavy Civil/ Heavy Hwy
- Industrial/ Utility
- Multi-Family/ Res Devel
- Const Mgmt/ Proj Controls
- Electrical
- Specialty Contractors



Position

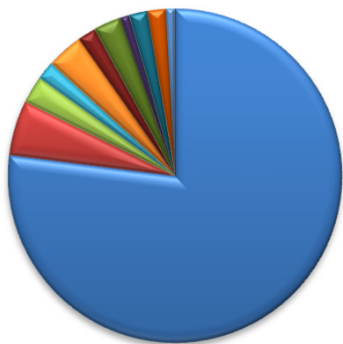
- Project Engineering
- Field Eng./Field Supervision
- Estimating/ Cost Control
- Scheduling

Summer 2018

Percent of Eligible Students Placed in Internships
Total Number of Interns

100%
110

Average Wage **\$18.13 (\$17.72 in CO)**
Avg. Work Hours per Week **44.5**



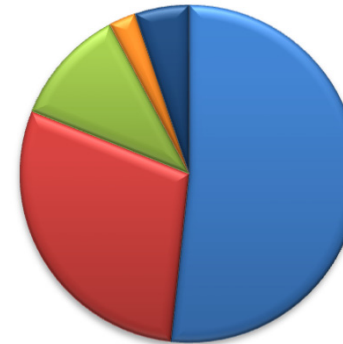
Geographic Location

- Colorado
- California
- Arizona
- Washington
- Wyoming
- Delaware
- Hawaii
- Nevada
- New York
- N. Carolina
- Oregon



Industry

- Commercial/ Mixed Use
- Heavy Civil/ Heavy Hwy
- Industrial/ Utility
- Multi-Family/ Res Devel
- Const Mgmt/ Proj Controls
- Mechanical
- Electrical
- Custom Homebldg
- Specialty Contractors



Position

- Project Engineering
- Field Eng./Field Supervision
- Estimating/ Cost Control
- Services (Safety, QAQC, LEED, etc.)
- Other (CM, Inspector, etc.)



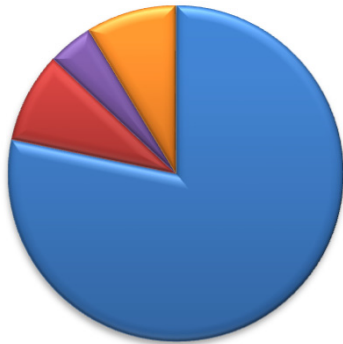
INTERN (UNDERGRADUATE) PLACEMENT STATISTICS

Colorado State University
Department of Construction Management

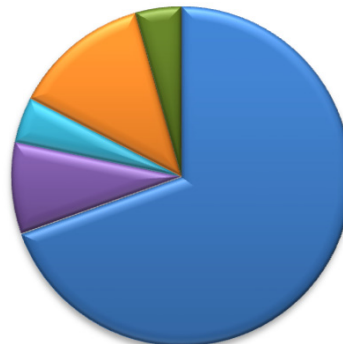
Compiled from Intern Final Evaluation data collected towards the end of the internship

Spring 2018

Percent of Eligible Students Placed in Internships	96%	Average Wage	\$17.57 (\$16.94 in CO)
Total Number of Interns	22	Avg. Work Hours per Week	44.6



Geographic Location



Industry



Position

Fall 2017

Percent of Eligible Students Placed in Internships	100%	Average Wage	\$17.10 (\$17.29 in CO)
Total Number of Interns	11	Avg. Work Hours per Week	43.5



Geographic Location



Industry



Position



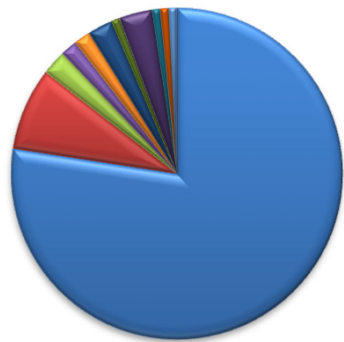
INTERN (UNDERGRADUATE) PLACEMENT STATISTICS

Colorado State University
Department of Construction Management

Compiled from Intern Final Evaluation data collected towards the end of the internship

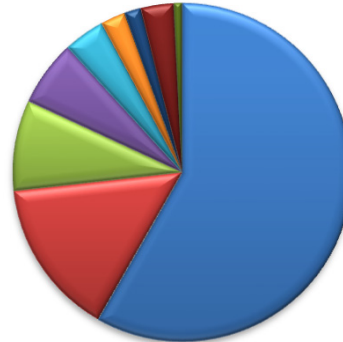
Summer 2017

Percent of Eligible Students Placed in Internships	100%	Average Wage	\$17.98 (\$17.67 in CO)
Total Number of Interns	119	Avg. Work Hours per Week	46.0



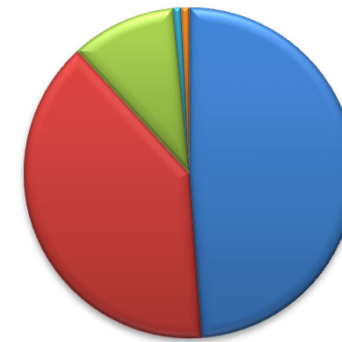
Geographic Location

- Colorado
- California
- Arizona
- Texas
- Wyoming
- Utah
- Florida
- Hawaii
- Montana
- Nevada
- Oklahoma



Industry

- Commercial/
Mixed Use
- Heavy Civil/
Heavy Hwy
- Industrial/
Utility
- Multi-Family/
Res Devel
- Const Mgmt/
Proj Controls
- Mechanical
- Electrical
- Custom
Homebldg

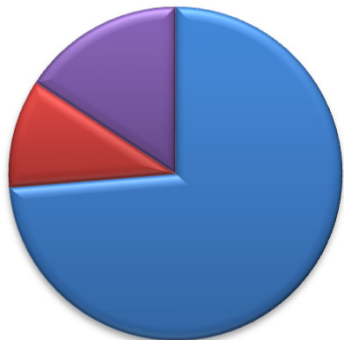


Position

- Project
Engineering
- Field Eng./Field
Supervision
- Estimating/
Cost Control
- Marketing /
Business Develop
- Services (Safety,
QAQC, LEED, etc.)

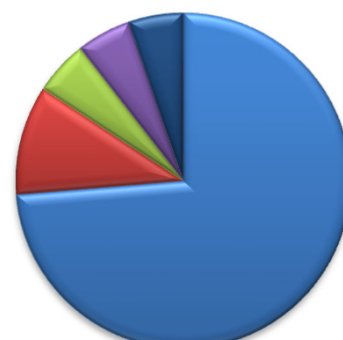
Spring 2017

Percent of Eligible Students Placed in Internships	100%	Average Wage	\$17.95 (\$17.36 in CO)
Total Number of Interns	17	Avg. Work Hours per Week	47.5



Geographic Location

- Colorado
- California
- Texas



Industry

- Commercial/
Mixed Use
- Heavy Civil/
Heavy Hwy
- Industrial/
Utility
- Multi-Family/
Res Devel
- Electrical



Position

- Project Eng. /
Project Mgmt.
- Field Engineering
- Estimating/
Cost Control



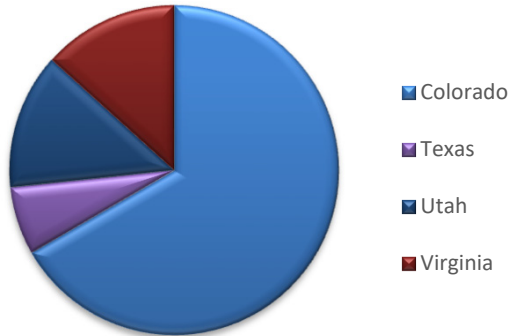
INTERN (UNDERGRADUATE) PLACEMENT STATISTICS

Colorado State University Department of Construction Management

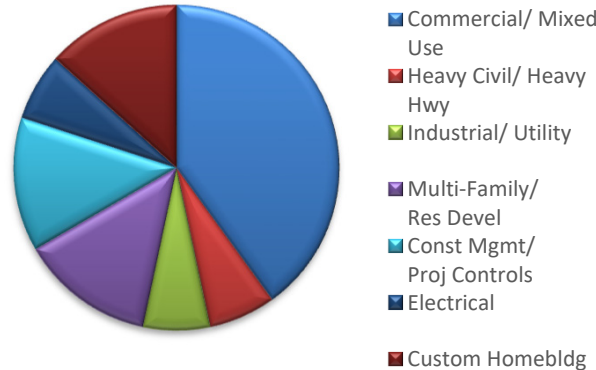
Compiled from Intern Final Evaluation data collected towards the end of the internship

Fall 2016

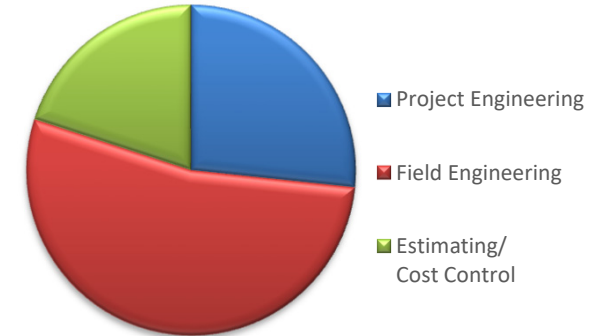
Percent of Eligible Students Placed in Internships	100%	Average Wage	\$16.60 (\$16.50 in CO)
Total Number of Interns	16	Avg. Work Hours per Week	44.7



Geographic Location



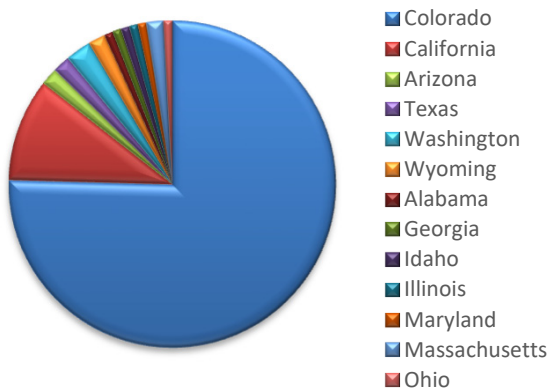
Industry



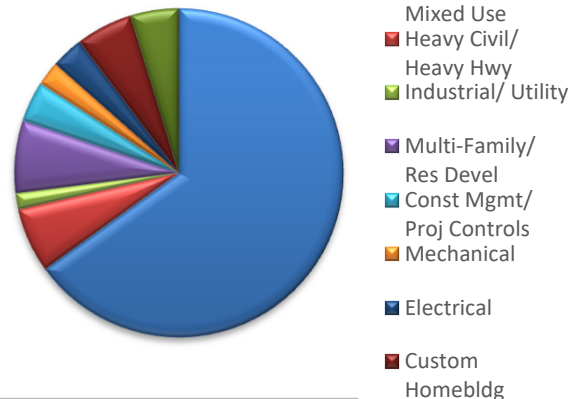
Position

Summer 2016

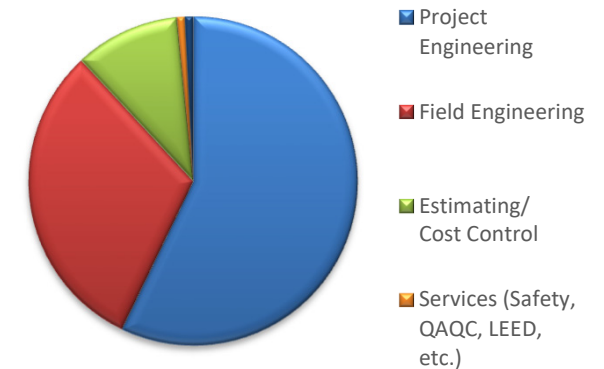
Percent of Eligible Students Placed in Internships	99%	Average Wage	\$18.13 (\$17.48 in CO)
Total Number of Interns	126	Avg. Work Hours per Week	44.5



Geographic Location



Industry



Position



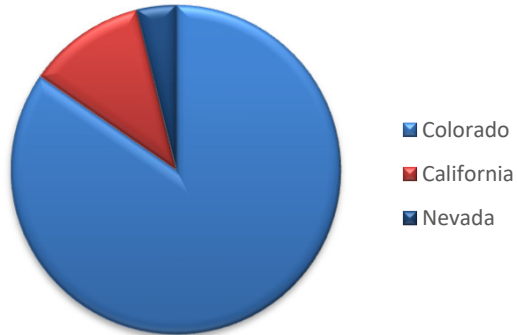
INTERN (UNDERGRADUATE) PLACEMENT STATISTICS

Colorado State University
Department of Construction Management

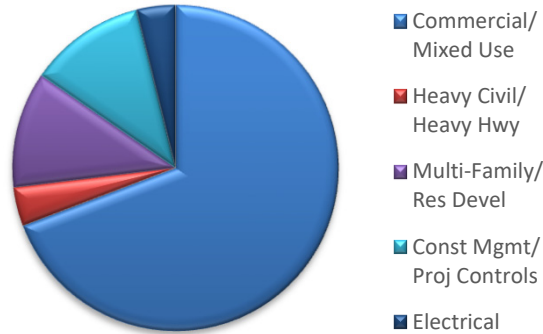
Compiled from Intern Final Evaluation data collected towards the end of the internship

Spring 2016

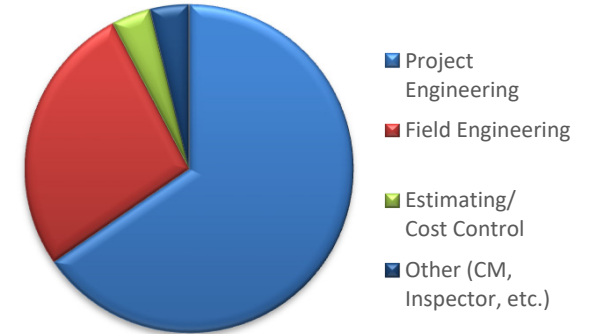
Percent of Eligible Students Placed in Internships	100%	Average Wage	\$17.00 (\$16.95 in CO)
Total Number of Interns	23	Avg. Work Hours per Week	45



Geographic Location



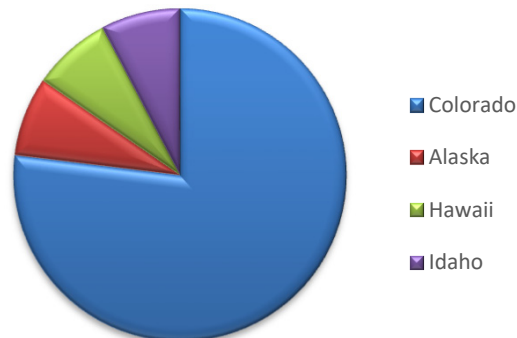
Industry



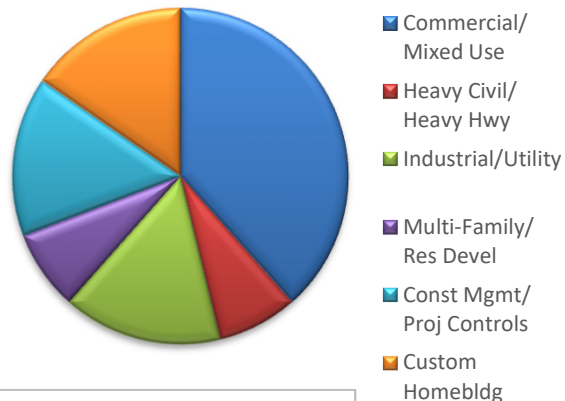
Position

Fall 2015

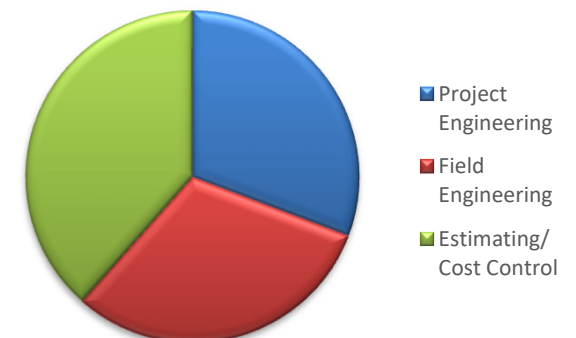
Percent of Eligible Students Placed in Internships	100%	Average Wage	\$15.91 (\$15.50 in CO)
Total Number of Interns	13	Avg. Work Hours per Week	44



Geographic Location



Industry



Position



INTERN (UNDERGRADUATE) PLACEMENT STATISTICS

Colorado State University
Department of Construction Management

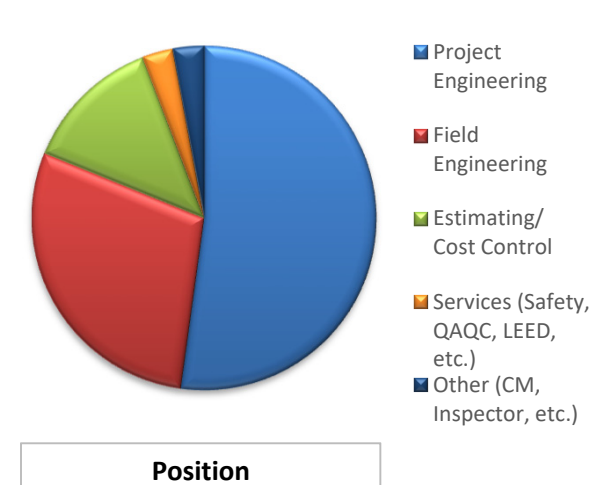
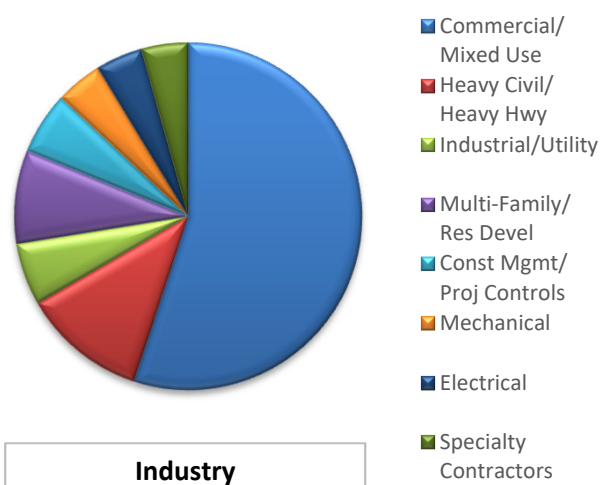
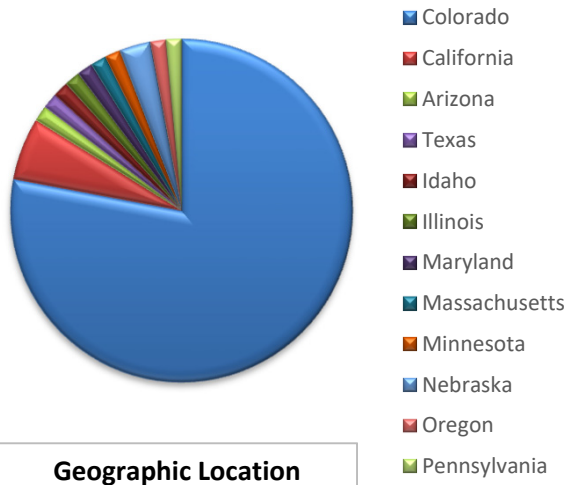
Compiled from Intern Final Evaluation data collected towards the end of the internship

Summer 2015

Percent of Eligible Students Placed in Internships
Total Number of Interns

100%
68

Average Wage **\$17.31 (\$17.02 in CO)**
Avg. Work Hours per Week **47**

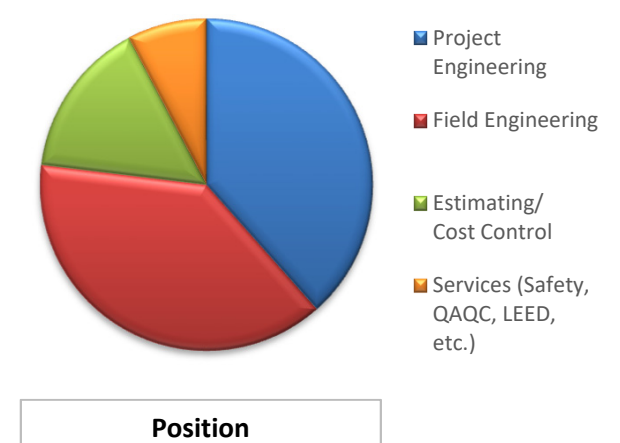
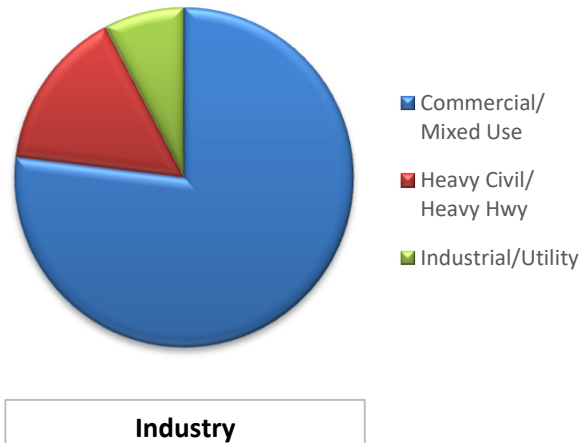
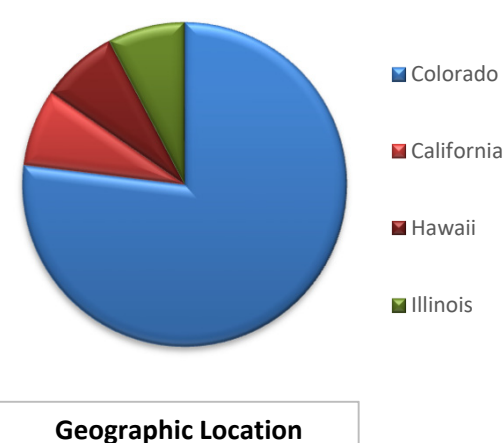


Spring 2015

Percent of Eligible Students Placed in Internships
Total Number of Interns

100%
14

Average Wage **\$15.75 (\$15.80 in CO)**
Avg. Work Hours per Week **47**





INTERN (UNDERGRADUATE) PLACEMENT STATISTICS

Colorado State University
Department of Construction Management

Compiled from Intern Final Evaluation data collected towards the end of the internship

Fall 2014

Percent of Eligible Students Placed in Internships	100%	Average Wage	\$15.93 (\$15.05 in CO)
Total Number of Interns	32	Avg. Work Hours per Week	44



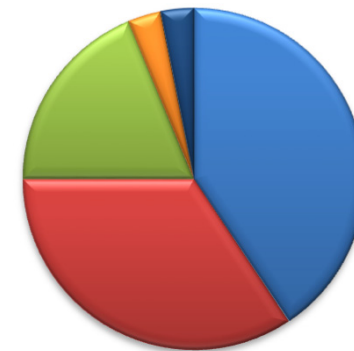
Geographic Location

- Colorado
- California
- Arizona
- Texas
- Massachusetts
- North Dakota
- Oregon



Industry

- Commercial
- Heavy Civil/
Heavy Hwy
- Industrial/Utility
- Residential/
Development
- Const Mgmt/
Proj Controls
- Mechanical
- Electrical
- Specialty
Contractors



Position

- Project Engineer
- Field Engineer
- Estimating/
Cost Control
- Services (Safety,
QAQC, LEED, etc.)
- Other
(Superintendent,
PM, etc.)

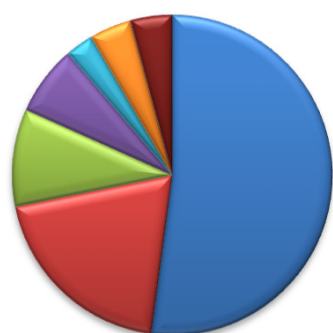
Summer 2014

Percent of Eligible Students Placed in Internships	100%	Average Wage	\$16.05 (\$15.68 in CO)
Total Number of Interns	71	Avg. Work Hours per Week	46



Geographic Location

- Colorado
- California
- Texas
- Washington
- Wyoming
- Alaska
- Minnesota
- New Jersey
- North Dakota
- Oregon
- Virginia
- Wisconsin



Industry

- Commercial
- Heavy Civil/
Heavy Hwy
- Industrial/Utility
- Residential/
Development
- Const Mgmt/
Proj Controls
- Mechanical
- Specialty
Contractors
- Electrical



Position

- Project Engineer
- Field Engineer
- Estimating/
Cost Control
- Other



INTERN (UNDERGRADUATE) PLACEMENT STATISTICS

Colorado State University
Department of Construction Management

Compiled from Intern Final Evaluation data collected towards the end of the internship

Spring 2014

Percent of Eligible Students Placed in Internships	100%	Average Wage	\$16.24 (\$15.93 in CO)
Total Number of Interns	17	Avg. Work Hours per Week	44



Geographic Location



Industry



Position

Fall 2013

Percent of Eligible Students Placed in Internships	100%	Average Wage	\$15.70
Total Number of Interns	27	Avg. Work Hours per Week	46



Geographic Location



Industry



Position



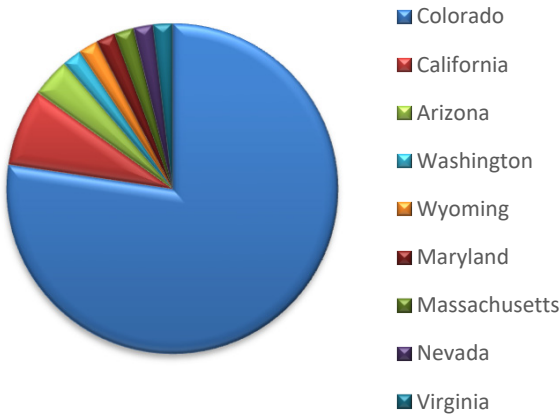
INTERN (UNDERGRADUATE) PLACEMENT STATISTICS

Colorado State University
Department of Construction Management

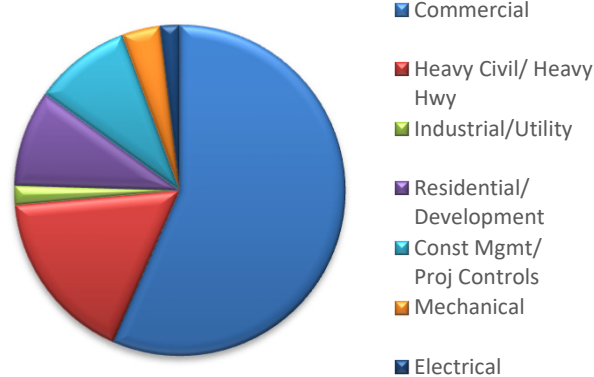
Compiled from Intern Final Evaluation data collected towards the end of the internship

Summer 2013

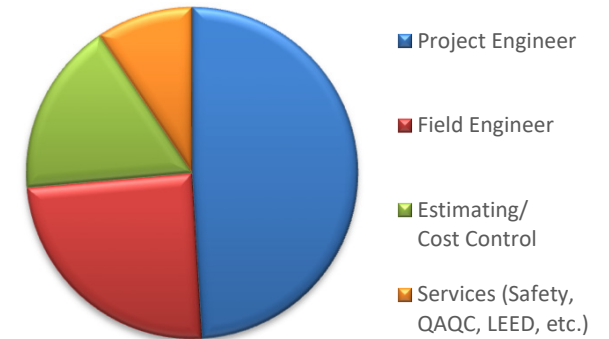
Percent of Eligible Students Placed in Internships	100%	Average Wage	\$15.38
Total Number of Interns	53	Avg. Work Hours per Week	46



Geographic Location



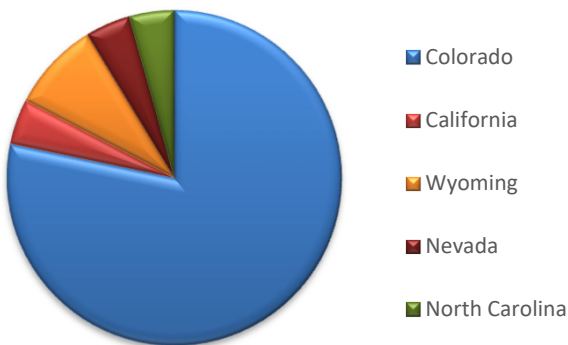
Industry



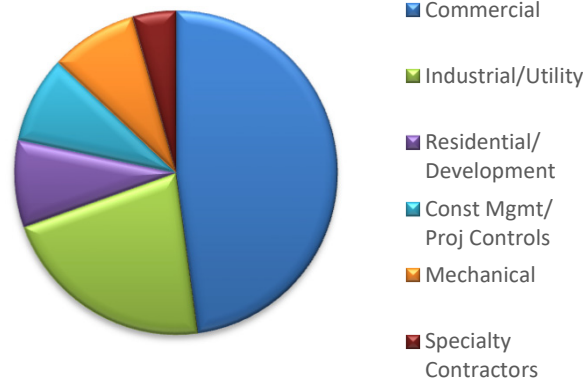
Position

Spring 2013

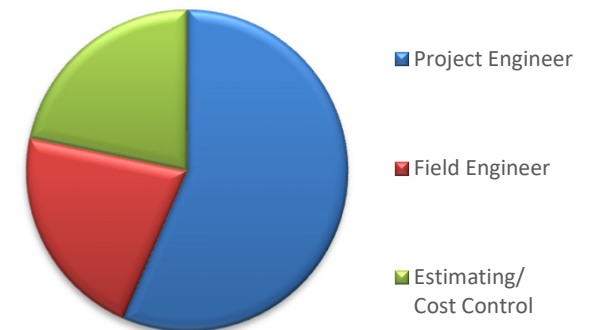
Percent of Eligible Students Placed in Internships	100%	Average Wage	\$15.50
Total Number of Interns	24	Avg. Work Hours per Week	46



Geographic Location



Industry



Position