

Understanding Your PreACT™ Results in Three Quick Steps

Your PreACT Student Report contains a lot of information about your skills, interests, plans, and goals. You can use this information to make sure your remaining high school courses are the best ones possible to prepare you for college and to help you consider your options for life after high school.

Use this booklet, along with your PreACT Student Report, to get a better sense of where you are, where you might want to go, and how to get there.

How am I doing so far?

Your PreACT Student Report shows your relative strengths and weaknesses in four subject areas important for success in college: English, math, reading, and science. Ask your counselor how you can improve in areas where you are not as strong.

What are my plans and goals after high school?

When you took PreACT, you answered questions about the courses you are taking or plan to take in high school, your career interests, and your plans after high school. This information will help you see if you need to change your educational plans in order for you to meet your goals.

Am I on track for college?

Your PreACT Student Report shows you how well you are learning the skills you'll need to be ready for college. Most likely, you have learned some of these skills better than others. Use your PreACT Student Report to help you strengthen those skills that you still need to work on.

This guide will help you understand the information on your PreACT Student Report and how it can help you. Later, visit act.org/preact for more information on using your PreACT Student Report.

What Do Your Scores Mean?

Your scores are between 1 (the lowest score you can receive) **and 35** (the highest score you can receive). PreACT takes the number of questions you got right on each test and translates it into a number between 1 and 35 (called a "scale score"). Just like grades, your scores tell you how well you did on each test.

Because no test can measure educational development with absolute precision, it's best to think of each of your PreACT scores as a range rather than as a precise point. Your PreACT score ranges are shown on your Student Report by the colored boxes on the graph below your scores. The heavy line within the colored boxes is your calculated scale score. The graph also includes light gray lines with a number next to it. These are ACT's Readiness Benchmarks. You can compare your score ranges to the benchmarks to see if you are on track to be ready for first-year college courses. We'll discuss how you can use this information later in this booklet.

Your Composite score is simply the average of the English, math, reading, and science test scores (rounded to a whole number). In the same way your overall grade point average in school shows how well you are doing across all of your different classes, your PreACT Composite score shows how well you did across the entire PreACT test.


Your STEM score is the average of the math and science test scores. This shows how well you did with questions related to science, technology, engineering, and math (STEM).

ANN C. TAYLOR (ID#: 123876)
Test Date: October 7, 2016
WASHINGTON HIGH SCHOOL (Code: 123456)
Grade 10

PreACT[™]
Student Report

Your PreACT[™] Composite Score is 19

This graph visually represents your PreACT scores compared to the ACT Benchmark. When looking at this you can see where your score compares to the ACT College Readiness Benchmarks.



Your PreACT[™] Score
 Your PreACT Score Range
 ACT Readiness Benchmark

Your PreACT scores consist of different scores for each subject test (math, science, English, and reading) along with the average of all of your subject scores (the Composite score). The STEM score is the average of your math and science scores only.

Your PreACT Score Range
 Test scores are estimates of your educational development. Think of your true achievement on this test as being within a range as shown by the bands around your scores.

ACT College Readiness Benchmarks
 ACT scores at or above the Benchmark mean that a student has at least a 50% chance of obtaining a B or higher or about a 75% chance of obtaining a C or higher in specific first-year college courses in the corresponding subject area.

Your Predicted ACT Score Ranges

PreACT and the ACT® test cover the same subject areas. PreACT is designed for tenth graders and the ACT test is designed for eleventh and twelfth graders. Over time, PreACT and the ACT measure your college readiness skills as you progress through high school. Your PreACT scores can be used to predict how you are likely to do if you take the ACT as an eleventh grader. Improving your study habits or taking more challenging courses may improve upon your predicted ACT scores. Keep in mind that this score range is only an estimate, not a guarantee. You need to keep working at learning.

You can use these predicted score ranges to see if you are on track to achieve the scores you want by the time you take the ACT later in high school. The PreACT can help you determine if there are subject areas where taking additional courses or gaining additional skills might improve your preparation for college.

Your Detailed PreACT Results

Below your Predicted ACT score ranges, you'll find a list of topics that were covered by the questions in each of the four subject tests: English, math, reading, and science. Next to each topic is the number of questions you got right in that topic and the total number of questions in the test that covered that topic. The report also shows the percent of the questions you answered correctly for each topic. The bar graph helps you to see which of these topics are your strongest and weakest. Very few students have equal skills in all topics.




















Your Predicted ACT Composite Score Range is 18–21

The scores below predict your future performance ranges when taking the full ACT in a year's time assuming typical achievement growth.

18–21 COMPOSITE	18–22 MATH	15–20 SCIENCE	17–20 STEM	18–22 ENGLISH	19–24 READING
--------------------	---------------	------------------	---------------	------------------	------------------

Your Detailed PreACT Results

The scores below represent your performance on reporting categories measured by the test. Reporting category designations are provided to help you to start to focus on strengths and weaknesses. Categories with only a few items may be less representative of your overall achievement in that category.

MATH		Correct/Total	Percent Correct	ENGLISH		Correct/Total	Percent Correct
Preparing for Higher Math	13/21	62%		Production of Writing	10/14	71%	
• Number & Quantity	3/3	100%		Knowledge of Language	5/7	71%	
• Algebra	3/5	60%		Conventions of Standard English	14/24	58%	
• Functions	4/5	80%					
• Geometry	2/5	40%					
• Statistics & Probability	1/3	33%					
Integrating Essential Skills	7/15	47%					
Modeling	4/10	40%					
SCIENCE				READING			
Interpretation of Data	5/12	50%		Key Ideas & Details	10/14	71%	
Scientific Investigation	6/10	60%		Craft & Structure	4/8	50%	
Evaluation of Models, Inferences & Experimental Results	2/8	25%		Integration of Knowledge & Ideas	2/3	67%	
				Understanding Complex Texts			
				This indicator lets you know if you are understanding the central meaning of complex texts at a level that is needed to succeed in college courses with higher reading demand.			
							

Your Plans for High School and Beyond

Compare Your Courses to Core

What is Core? Core is a suggested minimum set of college preparatory courses to be taken in high school. When thinking about what courses you should take, consider not only the number of courses you take, but also the content, level, and challenge of those courses.

So, what courses should you be taking? Following, are the minimum number of courses as recommended by *A Nation at Risk*, the prominent report on American education from the National Commission on Excellence in Education:

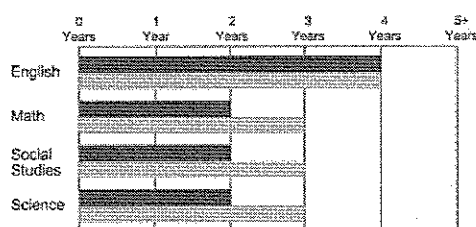
- ☐ 4 years of English
- ☐ 3 years of math
- ☐ 3 years of laboratory science
- ☐ 3 years of social studies

When you took PreACT, you were asked about the courses you plan to take in high school. This section of your Student Report compares your plans to Core recommendations. In the example below, this student should plan to take at least one more year of math, social studies, and science to meet Core. Talk to your counselor if your high school course plans fall short of Core.

Successfully completing additional courses like speech, trigonometry, calculus, physics, and advanced history can result in higher ACT scores. This means you're more likely to do well in typical first-year college courses.

Your High School Course Plans Compared to Core

A college-preparatory **core** curriculum refers to students taking 4 years of English and 3 years each of math, social studies, and science.



You Core

Your course-taking plans fall short of a college-preparatory core curriculum in 3 subjects. Your chances for college success can be enhanced by completing additional courses in math, social studies, and science. You may want to talk to your counselor or teacher(s) to make sure you are getting the courses you need.

Compare Your Scores to College Readiness Benchmarks

Thinking about college? You should be.

A college education can open many doors for you. In fact, most jobs (and almost all high-paying jobs) require some education or technical training after high school. While college may seem a long way off, you can be preparing now by taking (and working hard in) challenging core courses in high school. This way, you'll have the best chance to learn the skills you need to be ready for college.

College Readiness Benchmarks

How can you tell if you're on track for college? Your PreACT results give you an early indication of how likely you are to be ready for college-level work if your academics continue at the current pace. ACT has identified College Readiness Benchmark Scores that reflect the foundation you are developing for the skills you will need by the time you finish high school.

Look again at the graph on the first page of your Student Report that shows your scores for each test. Compare your score ranges (the colored boxes) to the ACT Readiness Benchmarks (the gray lines with numbers). Students that score at or above the Readiness Benchmark for PreACT in 10th grade for English, math, and science are likely to be ready to do well in entry-level college courses in these subjects when they graduate from high school. PreACT and ACT scores are based on the same scale, so the ACT benchmarks are appropriate for 11th-grade students. Students scoring at or above the reading benchmark are likely to be developing the level of reading skills they will need in all of their college courses. Of course, this assumes that these students will continue to work hard and take challenging courses throughout high school.

Your College Readiness Action Plan

- ☐ Look at how your score ranges compare to the Readiness Benchmarks on your Student Report.
 - Are your score ranges at or above the benchmark scores? If so, you are doing well, but keep working hard. There is still a lot you need to learn.
 - Are your score ranges below the benchmark scores? It's important to start taking action now. Talk to your teachers or counselor about how you can improve in these areas. Remember, there is still time to get on track. Review the suggestions for improving your skills on the back of your report.
- ☐ Make sure you are taking the recommended number and level of core courses.
- ☐ Begin thinking about what you would like to study in college.

Remember, you still have time to improve your skills before you graduate from high school, but you need to be sure you have a plan for your remaining high school years.

Your Education and Career Journey

Get Started

It's not too soon to begin exploring possible careers, but there are thousands of occupations in the work world. With so many to explore, where do you begin? Your PreACT Student Report helps you start by focusing on a few Career Areas (groups of similar occupations) related to your interests. Take a look at the **Your Education and Career Journey** section of your score report.

The Career Map

Exploring careers is easier if you have a good map. The Career Map can give you a sense of direction. The Map shows how Career Areas differ in their involvement with four basic work tasks:

People: People you help, serve, care for, or sell things to

Data: Facts, numbers, files, and business procedures

Things: Machines, tools, living things, and materials (like food, wood, or metal)

Ideas: Knowledge, insights, and new ways of expressing something (using words, music, etc.)

These four work tasks are the four "compass points" of the Map. For example, occupations in Career Area C (Management) mostly involve working with people and data, so it is located in the upper left part of the Map, as are other Career Areas involving people and data. On the other side of the Map, Career Area P (Natural Science & Technologies) mostly involves working with ideas and things.

Your Interests

Take a look at your Career Map. Seeing the similarities and differences between Career Areas can help you think about where to start exploring, but the Map does even more. As part of PreACT, you were asked to complete an interest inventory. If you completed it, your results are shown on the Career Map. The shaded parts of the Map show Career Areas that align with your preferred work tasks.

Find the Career Areas in the shaded parts of the Map. Which basic work tasks do they involve? Select some Career Areas that look good to you now. Information (such as work tasks, salary, growth, and entry requirements) on occupations in these Career Areas is found at www.actprofile.org.

About Region 99

My interest inventory results are in Region 99. What does that mean?

Your pattern of interest scores does not suggest a clear direction at this time. Think about your preferences for the four basic work tasks (people, data, things, and ideas). This can help you select Career Areas to explore.

On Track?

One way to see if you will be ready for college is to compare yourself to successful college students. Your Profile for Success can help you do this. Your Profile for Success shows a range of ACT Composite scores typical of successful college sophomores—those having a B grade average or higher.

When you completed PreACT you were asked to choose one of 26 Career Areas containing occupations you like best. We used your answer to make the Profile for Success relevant to you. The Profile for Success score range on your report is based on successful college sophomores in majors related to the Career Area you chose. (No Profile for Success score range is reported if you did not choose a Career Area.)

By comparing your Predicted ACT Composite score range to the Profile for Success score range, you can see how you are measuring up. If your score range overlaps or exceeds the Profile for Success, you are on track. If your score range falls short of the Profile for Success, it's a good time to look more closely at the occupations in your preferred Career Area and learn more about the type of work and preparation needed. This can help you build a plan for improving your readiness to undertake that preparation.

Your Interest-Career Fit

As noted above, when you completed PreACT you were asked to complete an interest inventory and choose one of 26 Career Areas containing occupations you like best. Your Interest-Career Fit shows the level of agreement between your interests and the Career Area you chose. Do your interests fit this Career Area? People usually are more satisfied and successful when they are interested in the kinds of work they do. Exploring occupations in Career Areas that fit you well is an important part of planning for your future.

Exploring Careers

When you think about how important work will be in your life, it makes sense to start planning early. Counselors, teachers, and parents can make suggestions, but it's up to you to put it all together. Here are some good ideas to get you moving in the right direction.

SEARCH for information about occupations that sound good to you. We suggest you start at www.actprofile.org.

GATHER firsthand information about careers you are considering, if possible. Talk with people who work in careers on your list. Ask them what a typical day is like, how they prepared for their career, and what they like and dislike about their job.

FIND OUT how to prepare for your future. Learn about the entry requirements for an occupation you are thinking about. Are they in line with your plans for education after high school? Will you need to adjust your educational plans to prepare for this career? Talk to your counselor or teacher if you have questions.