

5 Best Daily Practices

1. Homework should be completed daily and in the assigned order.
2. Check that your child is writing their times accurately. Start and finish times should be filled out on the first page of the assignment only.
3. Remind your child to first read the directions and study the examples before writing his or her answers neatly.
4. After your child completes their homework assignment, immediately grade their work using a red pen. Reference the Answer Book provided by the Center.
5. Encourage your child to correct any mistakes right away by having them follow these important steps:
 - Locate where the mistake was made.
 - Erase only the incorrect part.
 - Determine the correct answer.
 - Write the correct answer.

ADVICE FOR PARENTS

Students should correct their work on their own. If your child is unable to do the homework or corrections independently, please contact the Instructor for guidance.

Home grading should be discontinued in favor of grading at the Center when it becomes too difficult due to time limitations or level of the worksheet material.

KUMON®

1.800.ABC.MATH

www.Kumon.com

KUMON®

KUMON'S GUIDE TO HOME GRADING

AGES
3+



Parents play a key role in their child's Kumon journey!

By grading your child's worksheets at home, you will not only establish a daily routine, but also enable your child to learn from any mistakes by correcting errors on the same day. When worksheets are graded promptly, children can correct the homework while the exercises are top-of-mind, which can lead to improved learning results.



WHAT ARE THE BENEFITS OF HOME GRADING?

- Students who learn from their mistakes right away are less likely to repeat the mistakes on future assignments.
- Correcting mistakes at home enables students to spend valuable class time working on new materials rather than correcting previously completed worksheets.
- Students focus better and try harder when they know their assignment will be graded immediately.
- Students can finish the day's work with a sense of accomplishment, which motivates them for the next day's assignment.
- Home grading gives parents the opportunity to praise achievement and encourage the effort made by their child to boost motivation and confidence.




Home Grading Symbols Reference:

- or ✓ indicates: **NO** errors on that side
- ✗ or / indicates: a **fully wrong** answer
- △ indicates: a **partial error** for a minor mistake

Grading symbols used at home should be consistent with those used at the Center.

How to Grade Math and Reading Worksheets:

- When a side has no errors, draw a large ○ or ✓.
- For skipped and/or incorrect answers, write an ✗ or / on the exercise number.
- After your child corrects the answer, circle the symbol to indicate that the answer is now correct.



Some Reading Worksheets Require Additional Symbols:

- If the answer is mostly correct, but has a minor mistake for spelling, grammar, capitalization, or punctuation, write a △ over the exercise number.
- When there are multiple partial errors in an answer, write the number of errors inside the △.
- In Level DI and above, an answer that is not written exactly the same as in the Answer Book may still be correct.

Learning how to be your child's partner

....every step of the way!