

## In the Beginning

Genesis 1:1-25

# God Creates the World

## Bible Point


**God always loves us...and gives us all we need to live.**

## Purpose

How did your day begin? A buzzing alarm clock? The aroma of freshly brewed coffee? Beginnings set the tone for what's to come.

The word *genesis* means "beginning" or "origins." This first book of the Bible begins God's story of love for us. Consider how we benefit from each microscopic detail of God's creation. Gravity keeps us on the ground. Oxygen in the atmosphere keeps us alive. From the nutrients in vegetables to the cuddle of a puppy, God's creation gives us life and shows us his unending love—love that ultimately sent Jesus to our world to give us a new beginning.

How does God's creation affect elementary kids? Well, creation is filled with science, engineering, technology, and mathematics (STEM)—topics kids explore in school. Help kids discover that God created it all—not just for something to do, but to meet our needs and show us his goodness and love.



## Prayer

God, your awesome name fills the earth. It's amazing to think that you, the Creator, care for me. Thank you. And thanks for caring for the kids I'll lead today. May they see your love in our world and in my life. Amen.

## Prep

| Opening Options  | Sing & Play   | Bible Discovery & Friendship Finale   | Apply-It Options  |
|--|---|---|---|
| <input type="checkbox"/> Option Cards*<br><input type="checkbox"/> <i>Lego Worlds</i> : Legos<br><input type="checkbox"/> <i>Paper Creations</i> : art supplies such as construction paper, stickers, crayons, scissors, glue sticks | <input type="checkbox"/> countdown video*<br><input type="checkbox"/> <i>Buddy Video</i> DVD*<br><input type="checkbox"/> <i>Music Video</i> DVD*<br><input type="checkbox"/> Savanna Bible Memory Buddy poster*<br><input type="checkbox"/> media player<br><input type="checkbox"/> Bible (bookmark Ephesians 3:18) | <input type="checkbox"/> "God Creates the World" Bible Story poster*<br><input type="checkbox"/> Savanna Bible Memory Buddy stickers* (1 per child)<br><input type="checkbox"/> Take-It-Home Flyers* (Unit 1, Week 1) (1 per child)<br><input type="checkbox"/> Bible (bookmark Genesis 1:1-5, 9-10, 11-12, 25)<br><input type="checkbox"/> paper<br><input type="checkbox"/> pencils or pens | <input type="checkbox"/> <i>Explore More</i> : Bibles, clear plastic cups, water, shaving cream, blue food coloring<br><input type="checkbox"/> <i>Game</i> : paper slips, pens, 2 containers |

\* in your **Simply Loved Kit**



# Opening Options

Set up one—or both—of these intro activities to start your time together. Each activity connects kids to the Bible Point and to each other. Cut apart these Option Cards, and place one by each activity you choose. Crew Guides will follow the directions and build friendships with kids as they make discoveries together!



## Lego Worlds


### Supplies

- Legos

Build a Lego “world.”

**? What would your perfect Lego world be like?**

In our Bible story, we’ll discover how God made *our* amazing world. **God always loves us.** We can see God’s love in the world around us.



## Paper Creations

### Supplies

- construction paper, stickers, crayons, scissors, glue sticks

Create something to give to someone you love.

**? What’s the coolest thing someone has made for you? Tell why.**

**God always loves us.** God made our beautiful world so we can see his love all around us.



# Opening

Now's a great time for Opening Options. Choose one—or both—to introduce today's Bible discoveries.



**countdown video** (1 minute)

Help kids transition, clean up the activities, and sit with Connect Crews. A Connect Crew is a small group of kids with one Crew Guide.

## Sing & Play

Hey, friends! It's time to get moving and have a little fun. Let's start with a song!



**"Let's Get a Little Crazy" music video**

### Bible Point

We're going to have a blast discovering that **God always loves us**. That's our Bible Point today, so every time you hear someone say, "**God always loves us**," I want you to respond in a special way. Do what I do!

- Open hands on either side of your face and say, "Wow, God!"
- Repeat several times.

**God always loves us.** (*Wow, God!*) Let's celebrate God's love with another song.

Repetition cements learning, so be sure to say today's Bible Point A LOT. Have fun with it! Kids will love listening for it and responding with "Wow, God!"

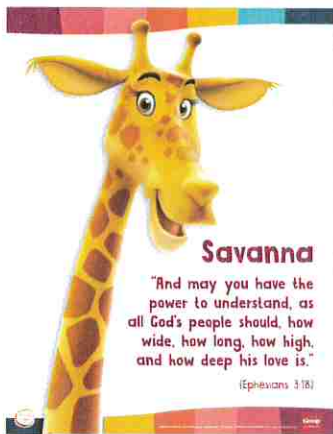


**"One Thing Remains (Your Love Never Fails)" music video**

### Supplies

- Bible
- media player
- *Buddy Video* DVD
  - Savanna Bible Memory Buddy video (Week 1)
- *Music Video* DVD
  - "Let's Get a Little Crazy" music video
  - "One Thing Remains (Your Love Never Fails)" music video
  - "He's Got the Whole World in His Hands" music video
- Savanna Bible Memory Buddy poster





## Bible Memory Buddy & Verse

Let's meet our Bible Memory Buddy, Savanna the giraffe! Show the Bible Memory Buddy poster. How much do you know about giraffes? Let's find out with a This-or-That Challenge! You'll hear two fun facts about giraffes. It's up to you to decide which one is true—this fact or that!

? Is a baby giraffe called a calf or a kid?

- Have everyone moo like a cow to vote for *this* (a calf) or cry like a human baby to vote for *that* (a kid).
- Make a drumroll sound by patting your thighs or the floor.
- Dramatically give the answer: **It's a calf!**
- Watch the Bible Memory Buddy video to meet Savanna.



**Savanna Bible Memory Buddy video (Week 1)**



Show the Bible. **The Bible is God's true story of love! It's one big book that's filled with a bunch of little books. Our Bible Memory Verse comes from Ephesians 3:18. Let's say the verse together. I'll say a line, and then you repeat after me.**

**"And may you have the power** (*make muscles with arms*)  
**to understand,** (*point to head*)  
**as all God's people should,** (*sweep hands in front of you*)  
**how wide,** (*spread arms wide*)  
**how long,** (*move arm in front like tracing a long line*)  
**how high,** (*stretch up with hand above head*)  
**and how deep** (*crouch down*)  
**(God's) love is."** (*hug yourself*)  
 (Ephesians 3:18)

**God always loves us.** (*Wow, God!*) **And he's got the whole world in his hands!**



**"He's Got the Whole World in His Hands" music video**

# Bible Discovery

## Circle Up & Connect

Let's circle up and spend a little time simply getting to know each other in smaller groups called Connect Crews.

- Divide kids into Connect Crews with one helper—or Crew Guide—per group.
  - Invite kids to sit in knee-to-knee circles with their Connect Crews.
  - Have kids give their Crew Guides and each other fist bumps.
  - Have kids take turns saying their names and answering this question. Crew Guides go first.
- ❓ Which would you rather have for a pet, a lion cub or a parakeet? Why?

## Experience the Bible Story

Let's explore a story from the Bible. But instead of just listening to a story, you'll actually help me tell it and play an important part!

In the beginning, God created the heavens and the earth—including lions *and* parakeets. They're both pretty cool. We can read about them and other things God made in the first book of the Bible—Genesis! The word *genesis* means "beginning." Genesis is the beginning of God's story of love for us.

The world began because God made it. Let's take an imaginary field trip and explore the world God made. I'll be our tour guide! First let's imagine we're going outside. Don't forget your jackets! Have everyone pretend to put on and zip up jackets. Let's read what God made first.



Read aloud Genesis 1:1-5.

God began by separating light from dark. Then God spoke and made sky. First stop on our imaginary field trip? The sky! Let's pretend we're soaring through the sky! Have everyone hold out their arms like wings and veer from side to side. Call out puffy cloud formations you "see" along the way.

Whew! That was quite the flight. I'm out of breath! Let's take a few deep breaths and take in some oxygen.

Have everyone take several deep, dramatic breaths.

As your tour guide, I have some fun facts to share with you. Did you know that air is a mixture of a lot of nitrogen, some oxygen, and a little bit of other gases? God gives us just the right amount of oxygen we need to live. That's because **God always loves us.** (Wow, God!)

Time for a new imaginary destination. We're off to the beach! Don't forget sunscreen. Have everyone pretend to lather up. Let's imagine we're sitting on the beach and listening to the ocean waves. Ah!

## Supplies

- Bible
- "God Creates the World" Bible Story poster
- paper
- pencils or pens

We call helpers Crew Guides. If you lead a small class, you can be the Crew Guide. Simply circle up with the kids. If you have helpers, form smaller groups so each child can be known—and so kids can befriend your helpers, too!





Read aloud Genesis 1:9-10.

**On the third day of Creation, God separated land and water. With land comes gravity! Gravity keeps us from floating off into space. Let's do some gravity experiments.** Have everyone spread out, jump up, and try to stay off the ground.

**Hmm. What goes up must come down. God likes order, and he's thought of everything we need, like gravity! Enjoy gravity's force as you sit on the floor and hear what God created next.**



Read aloud Genesis 1:11-12.

**God always loves us.** *(Wow, God!)* Now let's imagine we're in a garden. Everybody up! Don't step on the tomato plants—and go ahead and pull a few weeds while you're at it! Have everyone pretend to eat a few fruits and veggies as they pull weeds in an imaginary garden.

**God made plants that produce fruits and vegetables for us to eat. Did you know that eating plants that have vitamin A, like carrots, is good for our eyes? And eating oranges or broccoli keeps your teeth and gums healthy! Living without teeth or eyes is difficult!**

Cover your teeth with your lips and say, **"God always loves us."** Act surprised when you're not understood. Then have everyone cover their teeth with their lips and tell a friend beside them what they ate for breakfast.

**God always loves us,** *(Wow, God!)* and he gives us what we need to live. On to the next stop on our imaginary field trip! Now let's go to outer space. Strap on your spacesuits! Five, four, three, two, one...blastoff! I spy something round and shining in the night sky. What could it be? Invite responses.

Genesis 1:14-19 tells us that God also made the moon, the stars, and the sun. Did you know moon's gravity affects the earth, too? It causes the ocean tides.

**God always loves us.** *(Wow, God!)* He created the scientific forces needed for us to survive.

**It's time for our last stop on this imaginary field trip through God's creation. Let's go to the zoo!**



Read aloud Genesis 1:25.

**God made fish and birds and animals to live in the world he created. Shout out some of God's creations with me. On the count of three:**

- Shout out a kind of fish.
- Shout out a kind of bird.
- Shout out a kind of bug.
- Shout out a kind of animal.


Show the Bible Story poster. **God made everything we need to survive and enjoy life on this earth. And God said it was good. Creation shows us his love. God always loves us.** (Wow, God!) We see God's love everywhere! God gives us everything we need to live—including good friends to talk to. Let's talk again in our Connect Crews. Crew Guides, you share first.

? What's your favorite thing God made? Why do you like it?

## The Heart of the Matter


Okay, friends. Now it's your turn to create something. Picture a space that was made just for you. Perhaps it's your bedroom or your classroom at school. Now let's draw the rooms we're thinking of.

- Distribute paper and pencils or pens.
  - Draw a picture of that room, showing or listing what's inside.
  - Circle up in Connect Crews and show each other your pictures, explaining the design and what's inside.
- ? Why did your parent, family member, or teacher put those things in your room for you?
- ? How is your special room like the world God created?
- Crew Guides give thumbs-up when everyone has shared.



Consider this: Like people in your life create a special place for you, God made a special place for us. He put everything in order and gave us the things we'd need because he loves us! **God always loves us.** (Wow, God!) God purposefully designed a wonderful world for us to live in.

Now's a great time for Apply-It Options. Choose one—or both—of the following reinforcement activities to support today's Bible discoveries before the Friendship Finale.





# Apply-It Options

Choose one—or both—of these activities to support kids' learning after Bible Discovery.

## Explore More

### Supplies

- Bibles, clear plastic cups, water, shaving cream, blue food coloring, wet wipes



Distribute Bibles, and help kids find and read Genesis 1:6-8 together.

**God separated land and sky. He created our atmosphere and weather. Let's create sky cups!**

- Fill a cup  $\frac{3}{4}$  full of water.
- Add shaving cream "clouds" to the top of the water to create "sky."
- Drop a few drops of blue food coloring "rain" on top of the shaving cream, and watch it fall into the water.

**? Would you rather have a rainy day or a sunny day? Tell why.**

**Sometimes we refer to hard times in life as "dark" or "stormy" times.**

**? Tell about a "stormy" time in your life. Did God's love make a difference? Why or why not?**

**Whether it rains or shines, God always loves us.**  
(Wow, God!)



## Game

### Supplies

- paper slips, pencils or pens, two containers
- Have each child write on a slip of paper something God made.
- Fold papers, and divide them equally between two containers.
- Form two teams, and give each team a container of "creations."
- Place both containers on one side of the playing space. Each team gathers in a line at the opposite side.
- Choose two children—one from each team—to run, choose a "creation," then run back to their teams and silently act out their words.
- Those children high-five the team members who guess correctly. Then the next child on each team runs and chooses another paper.
- Have kids act out all the "creations" and then celebrate with high-fives.
- ? What was it like guessing the creations?**
- ? How is that like or unlike seeing God's love for us in his creation?**

**God always loves us.** (Wow, God!) **The more we watch for and pay attention to glimpses of God in his creation, the better we'll understand who he is and how much he loves us!**





# Friendship Finale

Invite kids to sit in knee-to-knee circles with their Connect Crews.

**I'm so glad our Creator made our world and gives us what we need to live! Our God always loves us.** (Wow, God!)

**Our Bible Memory Buddy Savanna helps us remember God always loves us.** (Wow, God!) **You'll each receive a Savanna sticker to help you remember God's love throughout your week. You can wear your sticker or collect your stickers at home! Crew Guides will give each child a sticker like this.**


- Ask a willing child to help you demonstrate the following actions.
- While holding the Buddy Memory Buddy sticker, Crew Guides stretch arms up like tall trees. Kids reach up to receive the stickers, pretending their arms are giraffe necks.
- As they give each child a Bible Memory Buddy sticker, Crew Guides say, "[Child's name], **God always loves you.**"
- Crew Guides give thumbs-up when everyone has received a sticker.

**Saying each child's name in a loving way helps kids simply experience God's love through you!**

**The Bible says, "In the beginning God created the heavens and the earth." Want to hear something cool? Jesus was there, too! God later showed his love for us by sending Jesus to our world to rescue us from sin and be our friend.**

**I'd like to read you something about our friend Jesus. As you listen, give yourself a little space so no one is right beside you. Pause as kids move. Now lie back, close your eyes, and imagine you're looking up at a night sky filled with stars. Pause. Keep quietly stargazing as I read about Jesus.**

- Read the first section of the Unit 1, Week 1 Take-It-Home Flyer.
- **Now I'll give you one of these flyers to help you talk about Jesus' love in your Connect Crews and at home, too.**
- Distribute Take-It-Home Flyers to Crew Guides. Have them share about their own friendship with Jesus as they answer the "Talk Starter" question and then invite kids to share.
- Kids share prayer requests—things they'd like to tell Jesus—in their Connect Crews.
- Connect Crews pray together.
- Crew Guides distribute Take-It-Home Flyers and follow the directions to help kids fold the papers to "fly" home.



## Supplies

- Savanna Bible Memory Buddy stickers (1 per child)
- Take-It-Home Flyers (Unit 1, Week 1) (1 per child)

