

SOWER Memory Quilt

Thank you for your willingness to help with this SOWER Memory Quilt! We're excited to be able to commemorate our 40th Anniversary in this way!

You can make any number of squares that you choose to make! We will need close to 150 squares, so whether you make one or a dozen – all will be appreciated!

Fabric requirements for each square -

1 - 7" Square of any Neutral. It can be white or beige, white on white print, white or beige print. This will be the fabric that folks will be writing on, so it shouldn't be too busy or too dark.

2 - 5" Squares of medium or dark fabrics. These will be the contrasting corners of our square. We are not looking for any particular colors, so feel free to rummage through your scraps or that group of 'charms' that didn't get used up.

Don't worry about squaring them up. They will be trimmed to size once we have them all together! If you are making squares, but will not be attending the Rally (we'll miss you!), please don't forget to sign one of your squares (black ink, please!) to add your own memory to the quilt!

There will also be an opportunity to contribute squares during the Florida Rally!

Once your squares are completed, they can be mailed to

Stephanie Conrad – SOWER

c/o ALERT Academy

One Academy Blvd

Box 487

Big Sandy, TX 75755

If you would like to be reimbursed for postage, please let me know!


Questions?

Give me a call or send me an email or text. I'm happy to help!

Stephanie Conrad

Stephanie@rvthereyet.org

215.343.9678




2 – 5" Contrasting Squares
1 – 7" Neutral Square




Any Neutral will work –
just so they are not too busy!


Take your 5" Squares and mark a
diagonal line from corner to corner



Then mark a second line 1/2 inch from
the first line.




Those lines will be your stitching lines.




Stitch on both of those lines




Cut between the two stitched lines.
Press open (seams to the darker fabric
if possible).

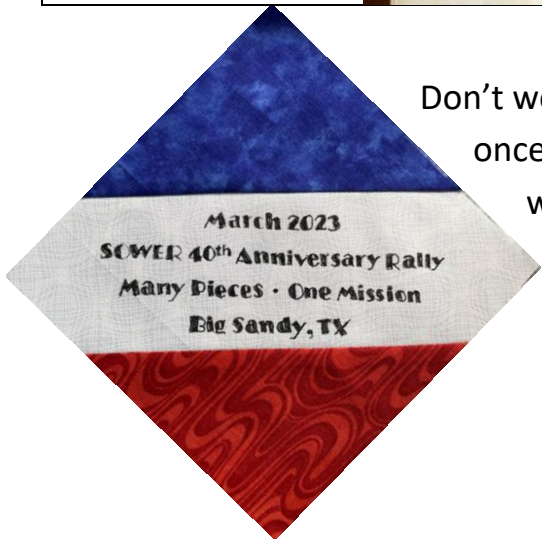


Repeat with other 5" square on the
opposite corner



Once completed, you should have one
(1) (approx) 7" square (used for signing)
and two (2) half square triangles (used
for the border).





Don't worry about squaring them up. They will be trimmed to size once we have them all together! If you are making squares, but will not be attending the Rally (we'll miss you!), please don't forget to sign one of your squares (black ink, please!) to add your own memory to the quilt!

Once your squares are completed, they can be mailed to
Stephanie Conrad – SOWER
c/o ALERT Academy
One Academy Blvd
Box 487
Big Sandy, TX 75755

If you would like to be reimbursed for postage, please let me know!

Questions?

Give me a call or send me an email or text. I'm happy to help!

Stephanie Conrad
Stephanie@rvthereyet.org

215.343.9678