

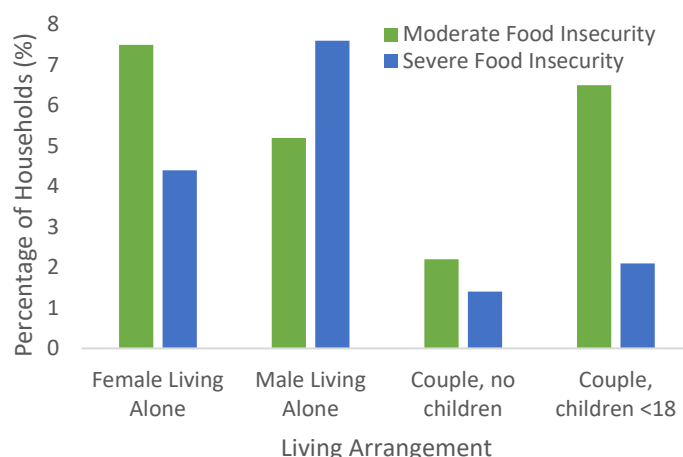
Food Insecurity in Alberta

Certain populations including households in low income, renters, lone parents, women, and indigenous people among others are at a higher risk for food insecurity. As of 2014 at least 11% of Albertans were food insecure. Food costs have risen by 39.4% since 2000 while median income has increased by 44.8%. A large portion of Albertans are living with an income below the Market Basket Measure set by the Canadian Government.

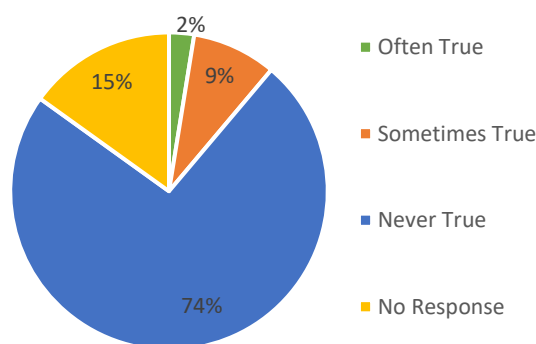
Risk factors for food insecurity include but are not limited to

- Low income households
- Renters
- Lone parents (especially females)
- Individuals who receive social assistance
- Single people
- Women
- Households with children younger than 18 years of age
- Indigenous People

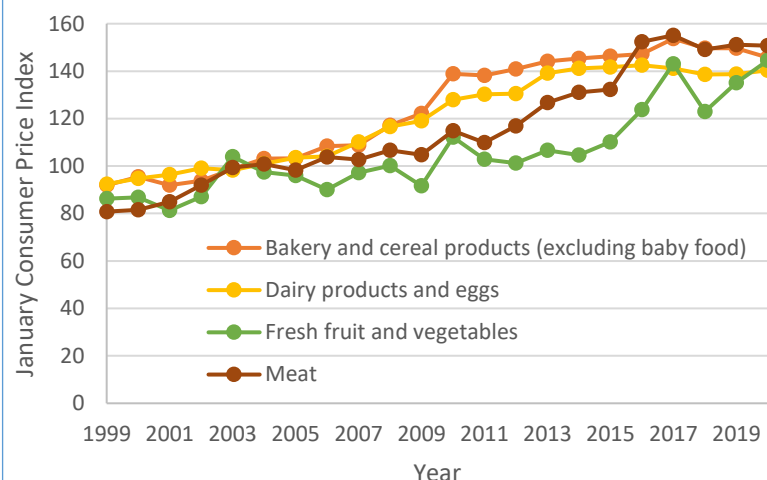
Living arrangement of food insecure households, Alberta (2017/2018).



ACHS survey 2014. Respondents were asked: "You and other household members worried that food would run out before you got money to buy more."

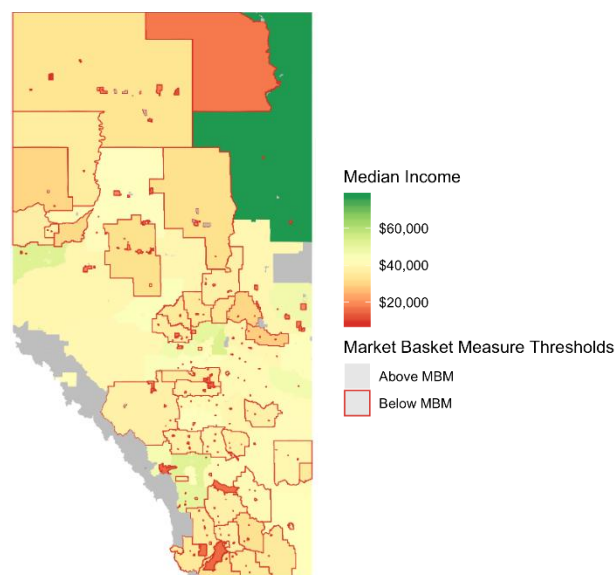


Consumer Price Index for four major food groups, Alberta, 1999 to 2020.



From **2000 to 2017** Albertan median total income rose by **44.8%** while the Consumer Price Index for the above four major food groups rose by **39.4%**.

In Canada the Market Basket Measure is used to determine the threshold of poverty. For rural families the threshold is **\$40,073** and for urban it is **\$39,171**. The threshold level is based on the cost of specific quantities and qualities of food, clothing, transportation, shelter and other expenses that represent a basic living.



UNIVERSITY OF ALBERTA
ALBERTA CENTRE FOR SUSTAINABLE
RURAL COMMUNITIES

Statistics Canada. Table 18-10-0004-03 Consumer Price Index, monthly, percentage change, not seasonally adjusted, Canada, provinces

Alberta Health Services. Household Food Insecurity in Alberta: A Background. 2017.

Government of Alberta. 2014 Alberta Community Health Survey

Statistics Canada. Table 13-10-0385-01 Household food security by living arrangement

Statistics Canada. Table 11-10-0031-01 Labour income profile of tax filers by sex