

Navigating the UUCSC Website on a Smartphone

Viewing the UUCSC website on your smart phone looks differently from accessing it on a laptop or desktop computer. Some of you have complained that it is hard to find anything beyond the front page. This tip will help you understand how the web appears on your smartphone and how to find the information you want.

1. To view all items on the front page: **scroll down**, using a gentle touch.
2. To go deeper into the website: In the top right or left corner, depending on your device, notice the small **three-line icon**. (See Fig. 1.) Gently tap this icon to bring into view the website menu listed vertically, that you typically see horizontally across the page on a computer. (See Fig. 2) These words are hot linked to back pages on the website. Tap gently.
3. To find links to **Directions, Contact Us, Calendar, and Members Directory**: Scroll down to the bottom of the vertical menu. (See Fig. 3)

Fig. 1

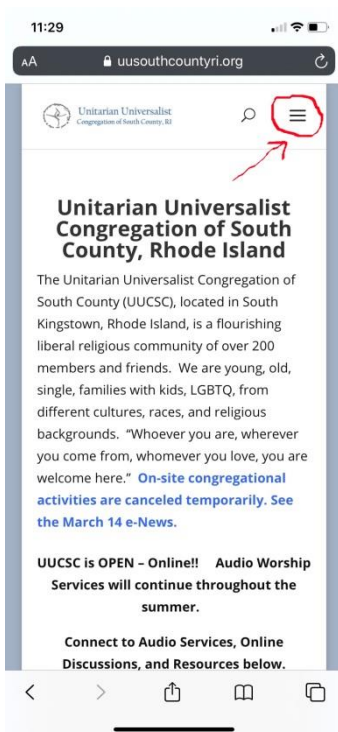


Fig. 2

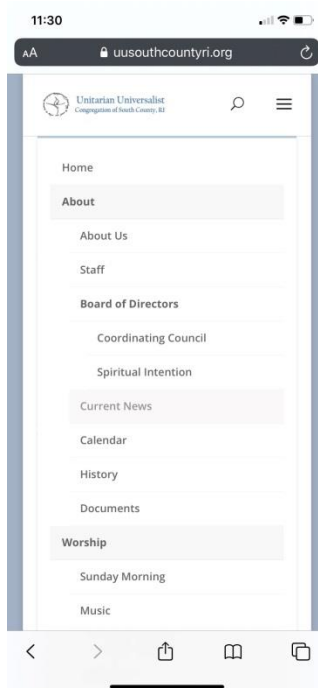
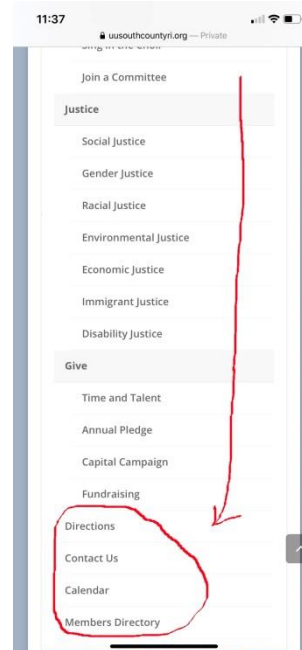


Fig. 3



[What is a Smart Phone?](#)