


Searching the App Store or Google Play

There is no need to scroll through all the apps looking for what you want. The search icon  is almost hidden (See Fig. 1). Tap on it to bring up the search box (See Fig. 2). Type in the name of the app you want. Try “CTRN” to find the UUCSC Directory app. When you see “ctrn online directory” appear under the search box, tap on it, and the app will appear, but not always at the top of the list. In this case, it comes up as the second one. (See Fig. 3). Tap GET and it will download. Be patient. It may take a minute or two. When it is finished, the GET will change to OPEN. Tap OPEN and follow the directions on the screen to connect to UUCSC.

Please note the mobile privacy code has two Ys! **UUSOUTHCOUNTYYRI.**

Contact Linda Dupuis, if you have forgotten your password.

Figures are from an iPhone. An android may be slightly different, but the same process.

Fig. 1

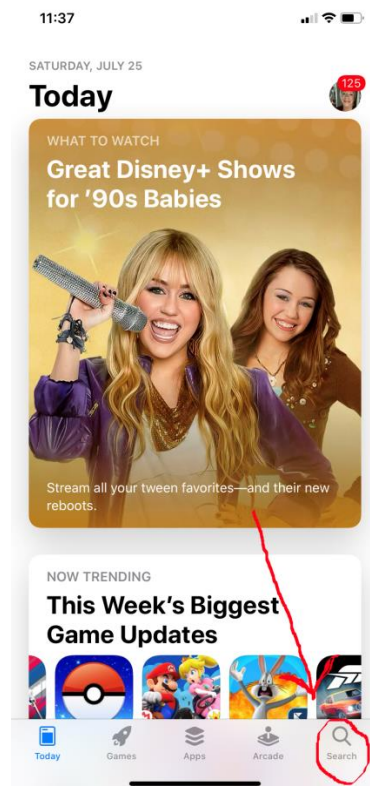


Fig. 2

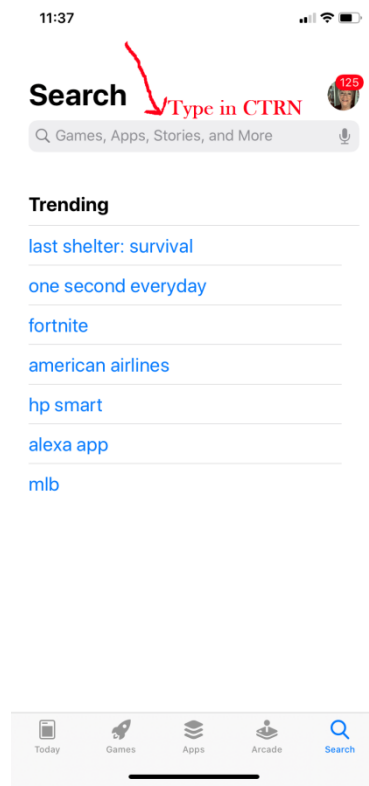


Fig. 3

