



NDBC: A look in the mirror and a look out the window

2ND LISTENING SESSION WITH THE PASTORAL SEARCH COMMITTEE

The Pastoral Transition Process Timeline



We Are
Here!



1. PREPARATION: Congregation chooses and embraces a model for navigating the Season of Transition
2. SELF STUDY: Congregation engages in a self-study of it's Past, ***Present*** and Future.
3. ACTIVE SEARCH: Search Committee engages in active search for the next pastor using insights from the self-study.
4. CALL: Search Committee brings recommended candidate to the church for approval.
5. BEGIN: New pastor assumes role.

The Congregational Self-Study

Three congregational listening sessions:

- The first dealing with the **PAST** (February 11 & 13)
 - How did we get here?
 - What is our congregational DNA?
 - What are the core positives of our church?
- The second dealing with the **PRESENT** (March 25 & 27)
 - What is the current status of our church?
 - Where do we live? Who are our neighbors?
- The third dealing with the **FUTURE** (April – dates TBD)
 - What is our shared mission/vision as a church?
 - What kind of pastor does that imply that we should call?

Two products will emerge from the Self-Study:

1. A **CONGREGATIONAL PROFILE** that accurately describes the church, its history, current reality and future orientation.
2. A **PASTORAL PROFILE** that broadly describes the traits and qualities of the pastor we believe God intends to lead us into the next season of life as a church

Findings from Congregational Listening Session 1

FEBRUARY 11TH AND 13TH 2021

Why Northside Drive Baptist Church?

What brought members to NDBC and what made them stay.



What NDBC members find meaningful:

- **Worship**
Liturgical, Music, Preaching, Beautiful service
- **Being Baptist**
Freeing, moderate theology, Grace not guilt, Female deacons
Baptist core principles: Priesthood of the believer, Separation of church and state
- **Missions**
Hands-on, local missions
- **The people**
Intergenerational friendships
Warm, open, caring 'family' who support each other
Welcoming, supportive, inclusive
- **Openness and Inquiry**
Intellectual church where discussion and inquiry is encouraged
Acceptance of other religions, denominations
- **Church programs**
Sunday school, children's choir, lay groups

What is the essence of NDBC?



Which traits and values NDBC members believe are core to our church:

- Love
- Empathy
- Grace
- Compassion
- Hands of Christ, servanthood
- Warmth of the congregation
- People give the gift of self in times of crisis and every day
- Intergenerational friendships
- Beautiful music and worship
- NDBC knows how to embody the love of God
- A hands-on congregation
- Congregation is the hands of Christ to one another and through missions involvement

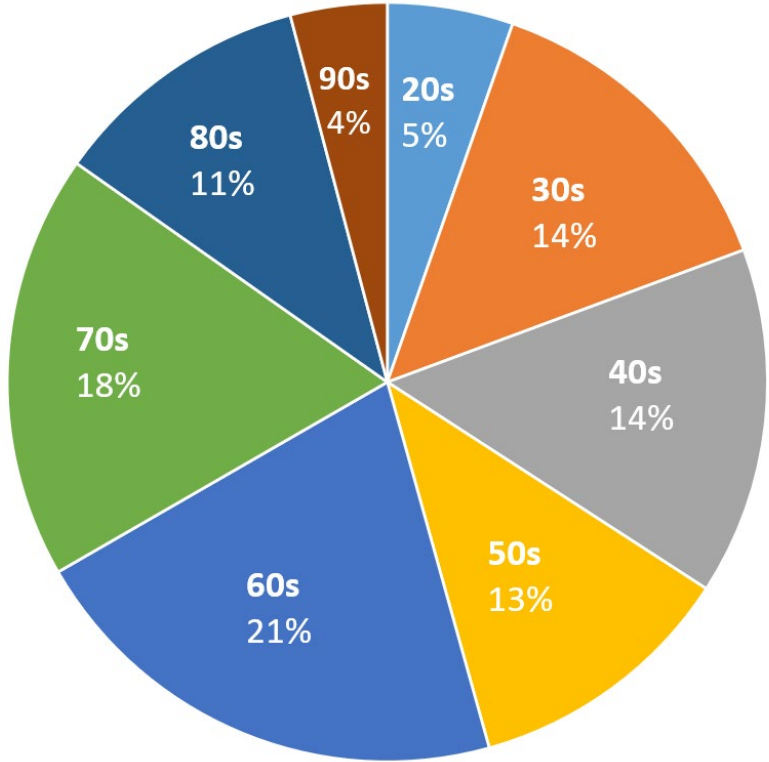


A Look in the Mirror

WHO WE ARE

Who We Are

NDBC Adult Member Age Groups



20	30	40	50	60	70	80	90
13	34	36	28	51	44	27	10
5%	14%	14%	13%	21%	18%	11%	4%

Total current members: About 300

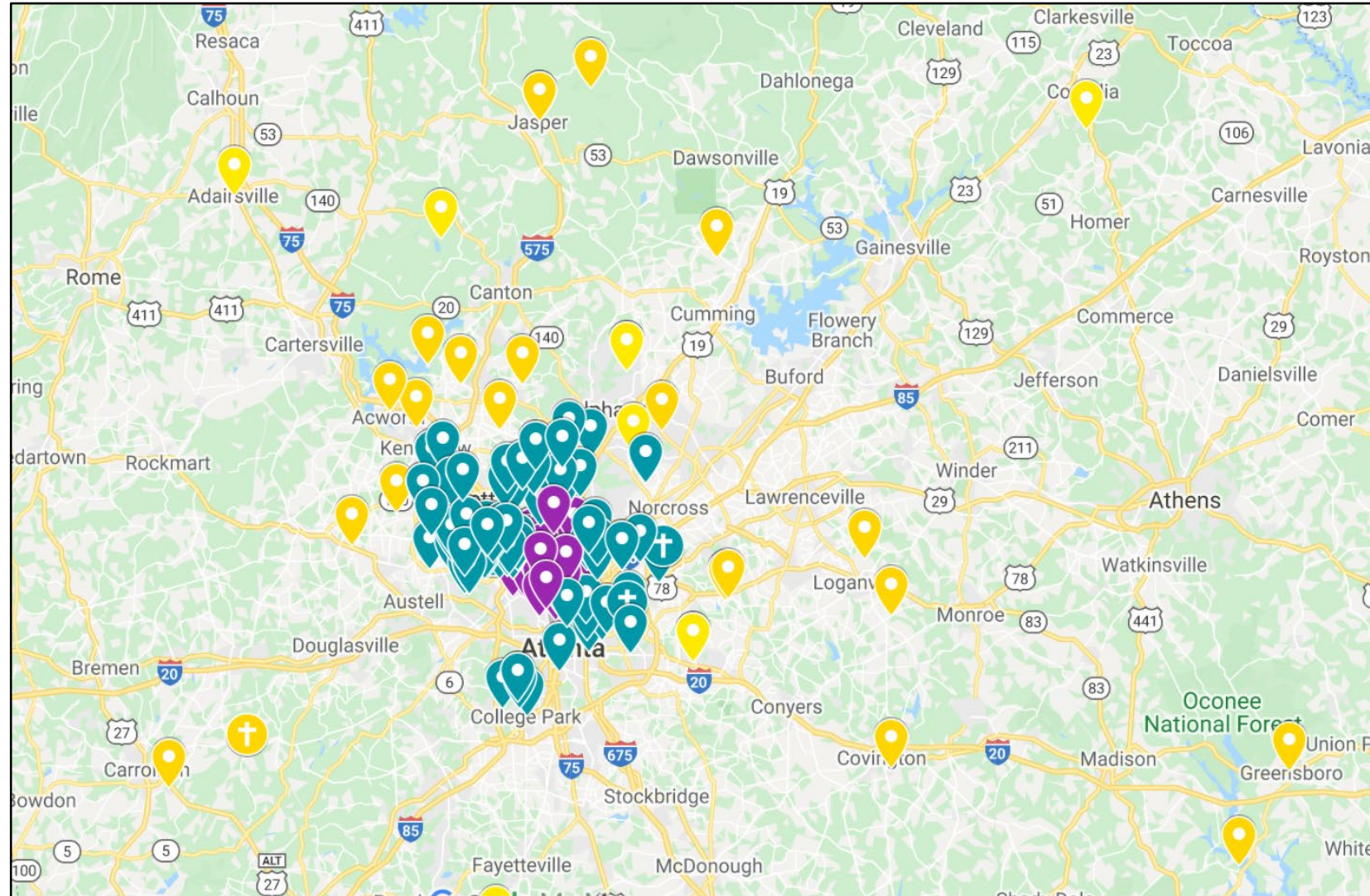
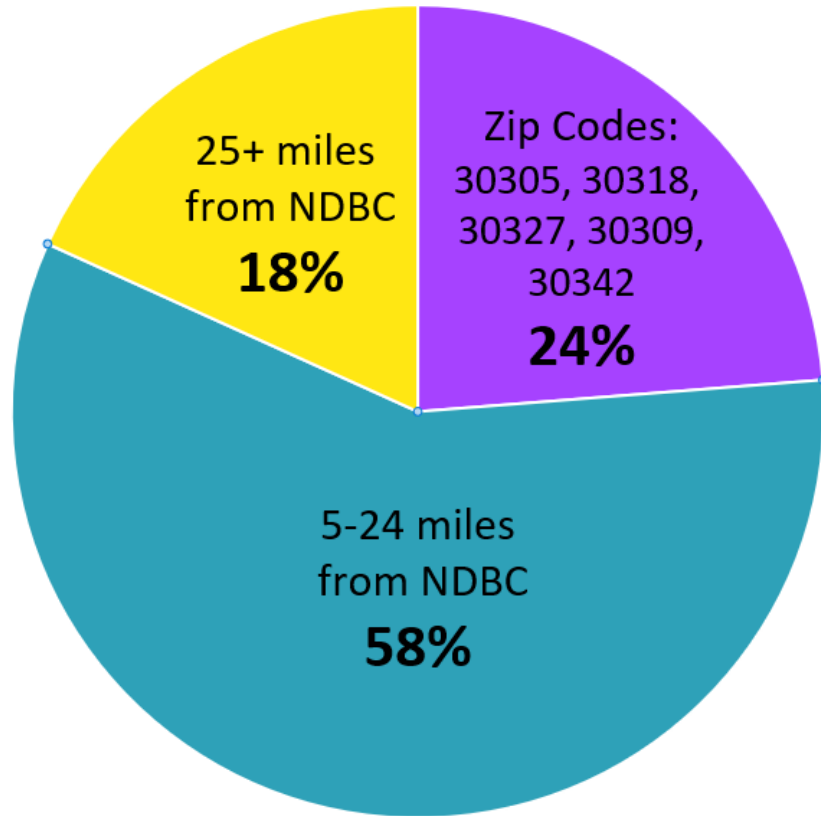
Typical attendance (2010-2020): 80-130

Observations:

- Approximately 67% of our adult congregation is over 50
- 33% of congregation under 50

Where We Live

Family Units

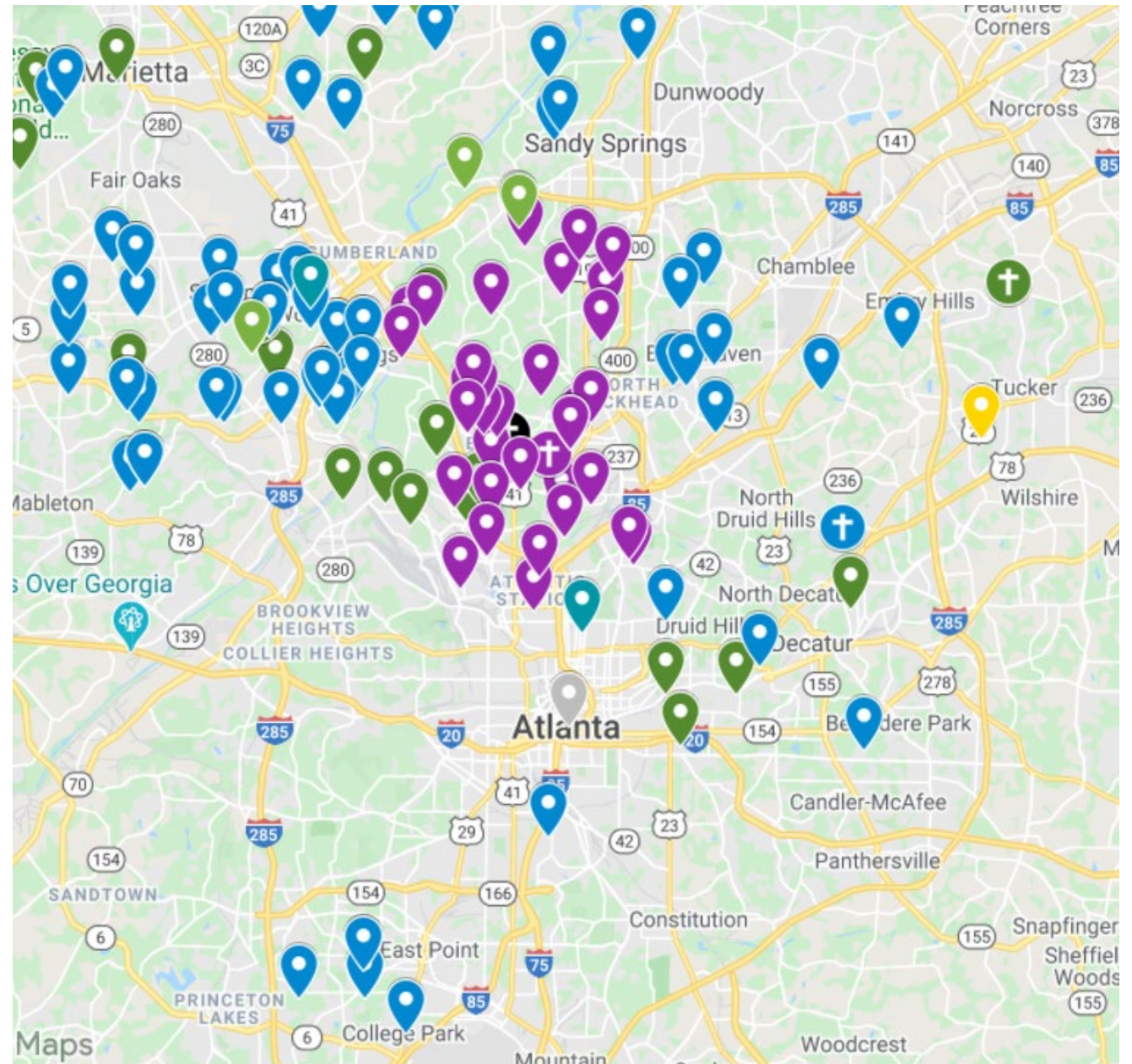


Where We Live

25-mile radius



Green dots = Families with children



Who We Are:

Congregational Life

We are no longer a neighborhood church, but NDBC provides opportunities to gather both on Sundays and during the week to worship, study, and to build community.

Opportunities to gather include:

Spiritual Formation

- Liturgical Worship
- Church School Classes
- Weekly Bible Study

Ministry Teams

Ministry Teams are voluntary groups that engage our members in the day-to-day tasks of the church's ongoing ministries in:

- Worship & Music
- Missions
- Outreach
- Hospitality
- Education
- Facilities

Who We Are:

Congregational Life

Building Community

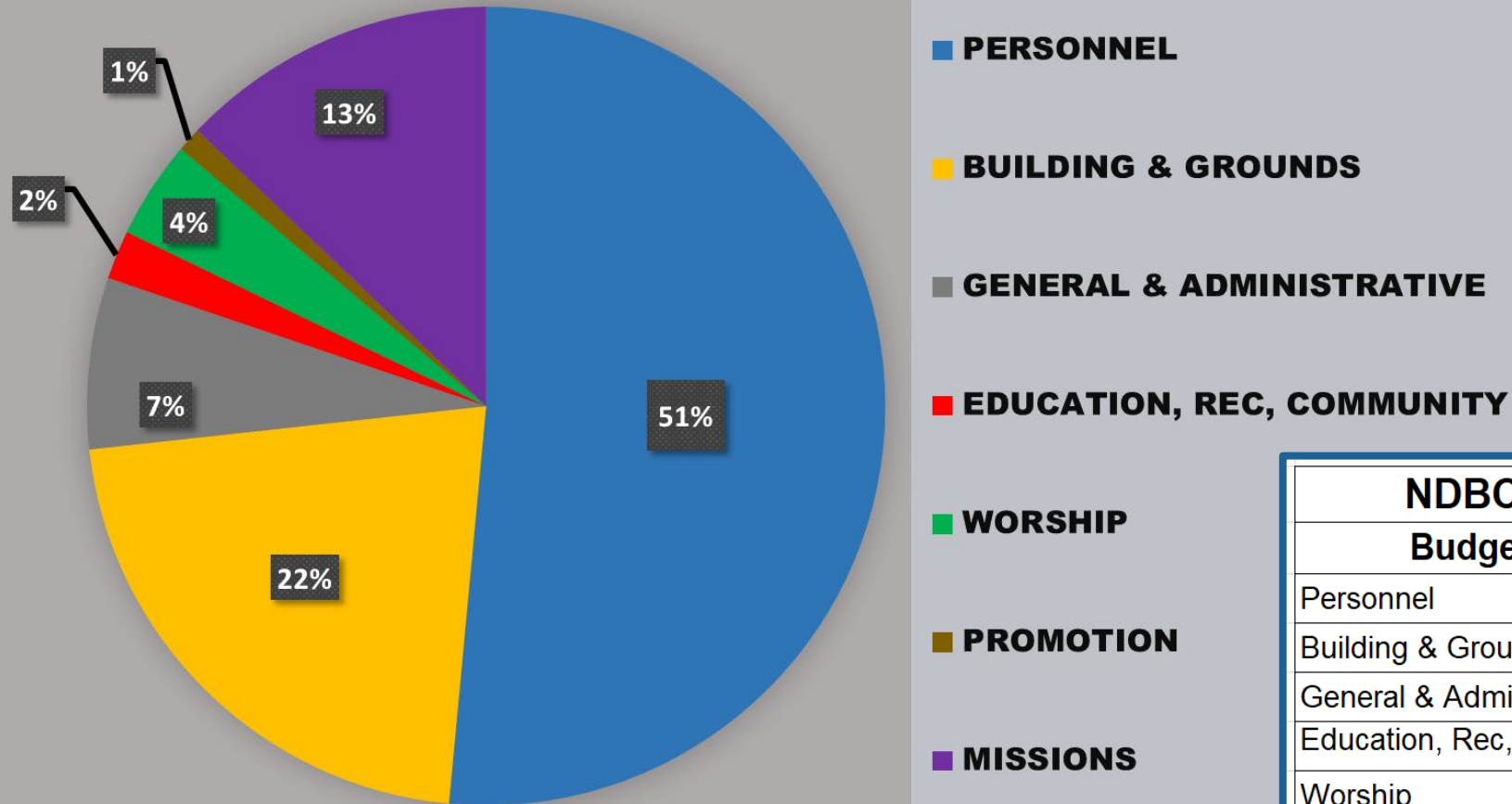
Throughout the year, NDBC provides opportunities to build community and to foster intergenerational relationships including:

- Triple E
- Souper Bowl fundraiser for the Hunger Fund
- Hands-on Missions activities
- Trunk or Treat
- Spring Fling Lunch and Recreation
- Concerts in the Sanctuary and on the lawn
- Anniversary Luncheon
- Romeos
- Book Clubs
- Prayer Shawl Ministry
- Creation Care
- Gladys McComb Lecture Series

Finances

2021 Budget

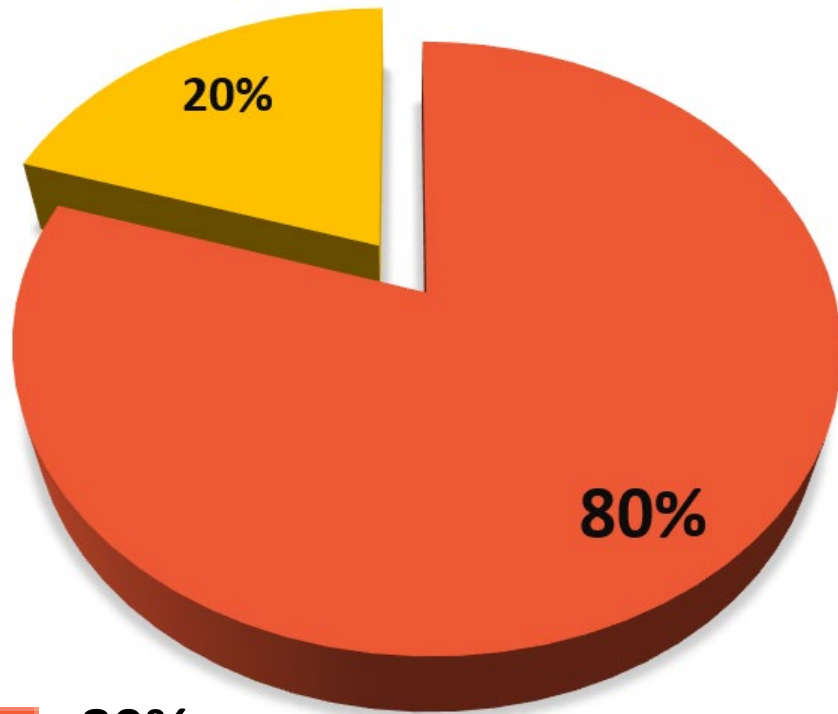
Northside Drive Baptist Church 2021 Budget



NDBC BUDGET FOR 2021

Budget Item	Budget
Personnel	\$ 395,387.00
Building & Grounds	\$ 167,000.00
General & Administrative	\$ 48,000.00
Education, Rec, Community	\$ 13,250.00
Worship	\$ 31,000.00
Promotion	\$ 6,600.00
Missions	\$ 69,463.00
Total	\$ 730,700.00

Pledge Contributions



80%

Given by **fewer than 30** individuals or families, most of whom are 60+.

Over **62%** comes from **10** individuals or families, most of whom are 60+.

20%

Given by approximately **55** individuals or families.

Pledging

- **85** individuals or families made contributions toward pledges for 2020
- Average contribution: **\$7,000**
- Contribution midpoint: **\$4,000**
- **74** individuals or families pledged in support of the 2021 budget

Current Financial State

Reserves

Operating Reserve	352,513.00
Donor Restricted	131,682.00
Other Funds	826,433.00
Trustee Building Repair	789,314.00
Trustee Discretionary	1,144,325.00
Total	3,244,267.00

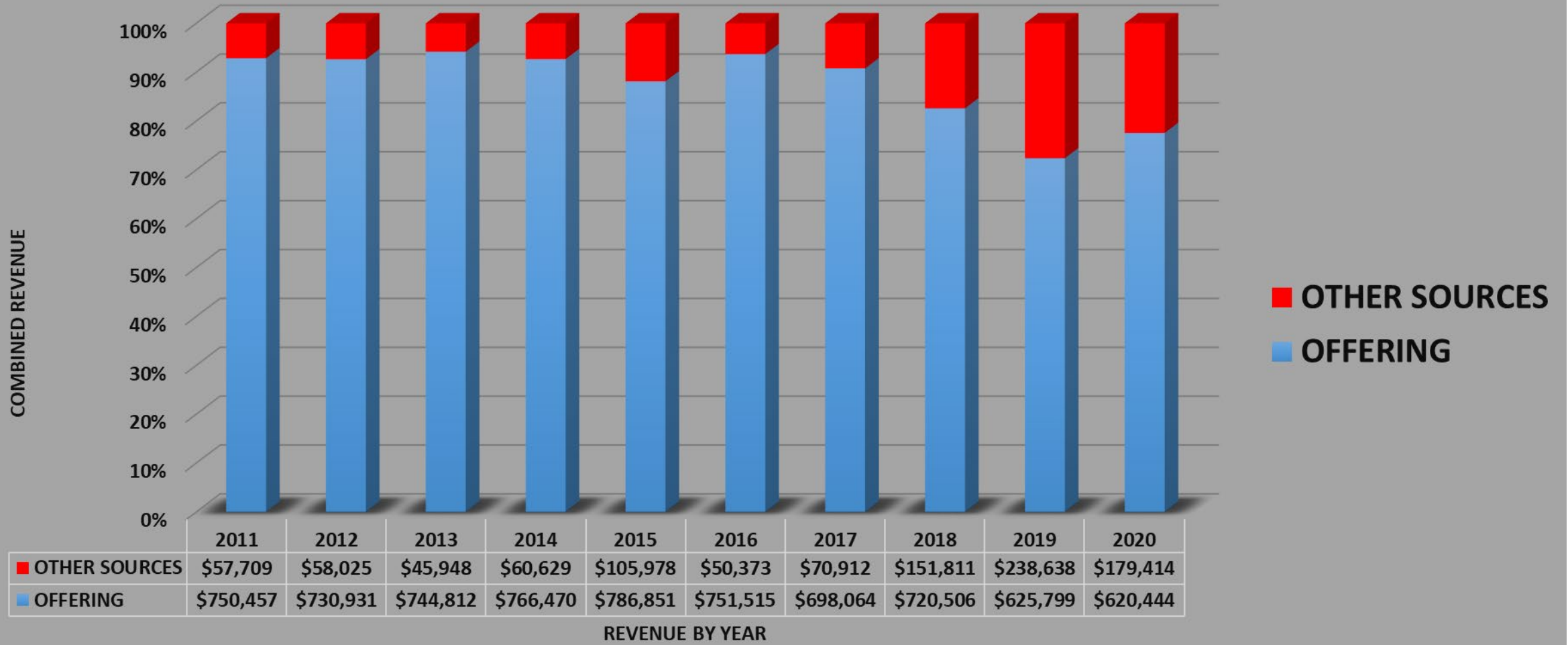
Assets

Estimated Value Building and Property:
\$4,400,000

Debt

Other than the current PPP loan of
\$121,544, NDBC has no debt.

NDBC Revenue Sources




Breakout Session #1

QUESTIONS:

1 – WHAT DATA JUMPED OUT AT YOU?

2 – WHAT ARE THE IMPLICATIONS FOR WHAT THE NEXT PASTOR WILL NEED TO BE ABLE TO DO? WHAT SKILL SETS/GIFTS DOES THE NEXT PASTOR NEED TO HAVE?



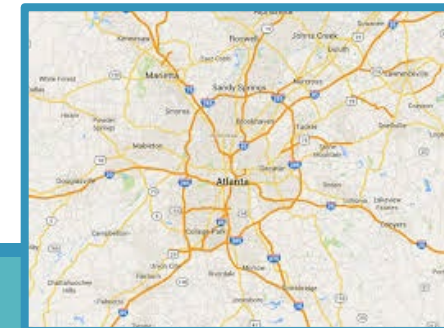
A Look out the Window

WHO ARE OUR NEIGHBORS

Demographics: Metro Atlanta & 30305

Population	Metro Atlanta	30305
Total Population	6,020,364	24,818
Males	48.4 %	48.1 %
Females	51.6 %	51.9 %
Education level	Metro Atlanta	30305
High school or higher	68%	99.4%
Bachelor's degree or higher	44%	79.1 %
Graduate/professional degree	13%	33.1%
Marital Status	Metro Atlanta	30305
Never married	35%	39.2 %
Now married	48 %	44.2 %
Widowed	4 %	5.1 %
Divorced	11 %	11.2 %

Race/Ethnicity	Metro Atlanta	30305
Black / African American	34 %	8 %
Hispanic / Latino	11 %	4 %
Asian	6 %	4 %
White	53 %	83 %
Median Income	Metro Atlanta	30305
Household median income	\$55,733	\$90,095
30305 Housing Units	Metro Atlanta	30305
Houses and condos		15,310
Renter-occupied apartments		5,732
% of renters in 30305		44 %



Our Country and Our Faith

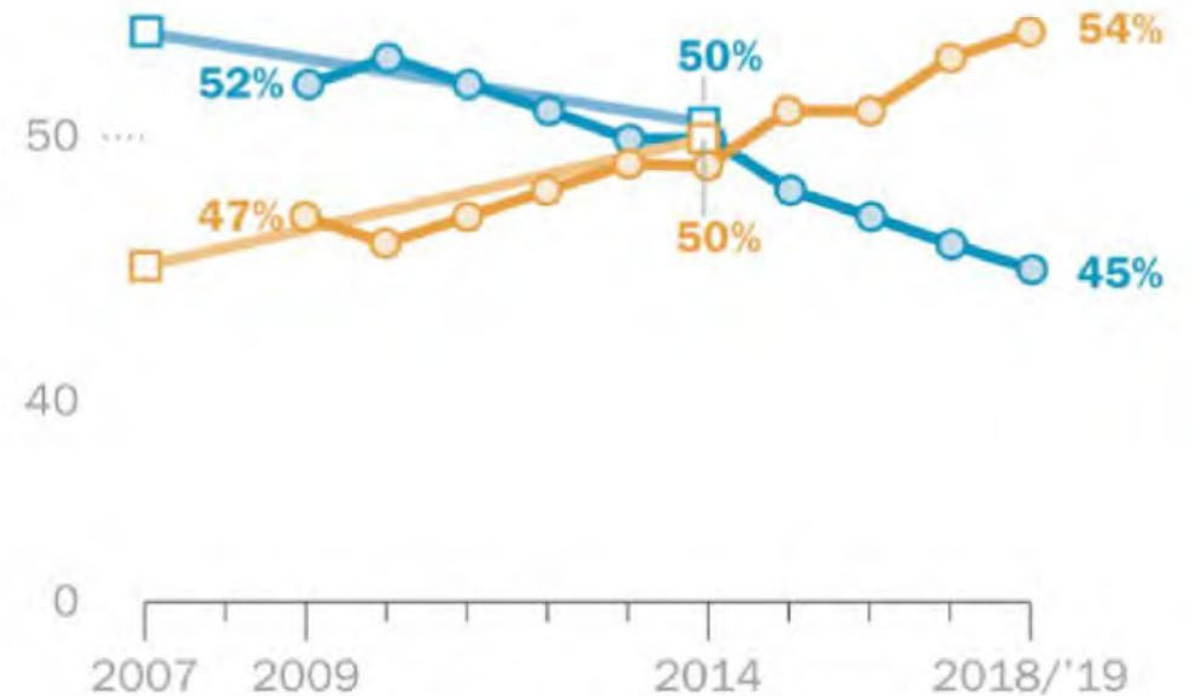
With declining
attendance, 30% of
churches are at risk to
survive.

In U.S., church attendance is declining

% of U.S. adults who say they attend religious services ...

— Monthly or more

— A few times a year or less



Data by Pew Research Center

Breakout Session #2

QUESTIONS:

1 – WHAT DATA JUMPS OUT AT YOU?

2 – WHAT OPPORTUNITIES DOES THIS DATA IMPLY THAT OUR NEXT PASTOR WILL NEED TO TAKE ADVANTAGE OF?



Thank You!

Please join us for our next and final listening session in April.