



VIDOH COVID-19 Response Report date: February 25, 2021



UNITED STATES VIRGIN ISLANDS
Department of Health

Contact Numbers: Hotline

Informational Hotline (non-medical 8am-8pm)

Hosted by VITEMA: 340-715-6843

Potential PUIs only 8am-10pm

STX: (340) 712-6299

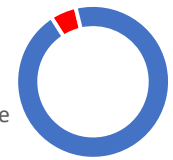
STT/STJ: (340) 776-1519

Testing Summary

	25-Feb	24-Feb	Change since 22-Feb
Total tested	47813	47096	▲ 717
Tested positive	2636	2613	▲ 23
Tested negative	45074	44366	▲ 708
Pending tests	103	117	▼ -14

n=2636

Positive
Negative



n=45074

Calls volume to the hotline

25-Feb	24-Feb	Change since 22-Feb
80	91	▼ -11

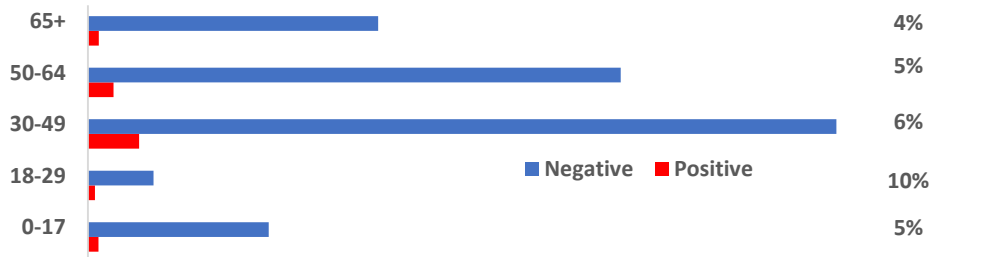
Calls completed from March 5-Feb 25, 2021

17910 total calls

50 average per day

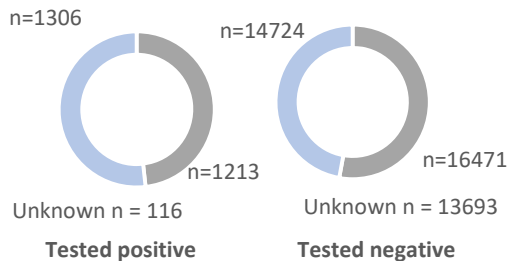
Test result by age group

Median age among cases = 39 years

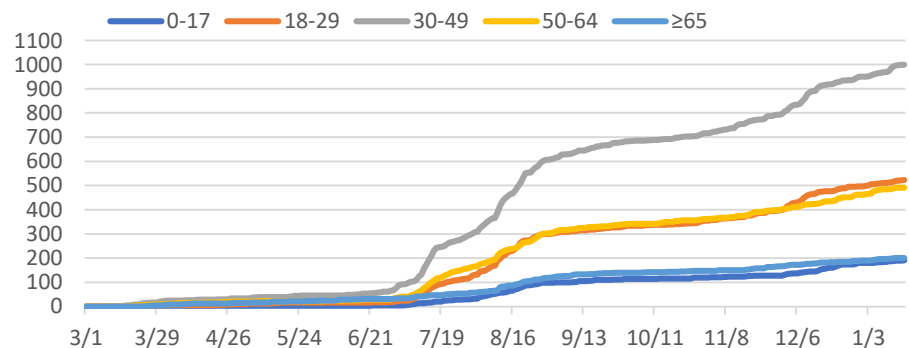


Test result among males and females

Males Females



Positive test result by age group over time



Current status of USVI positive cases

	25-Feb	24-Feb	Change
Active	110	101	▲ 9
Recovered	2501	2487	▲ 14
Fatality	25	25	▲ 0

USVI risk factors for transmission

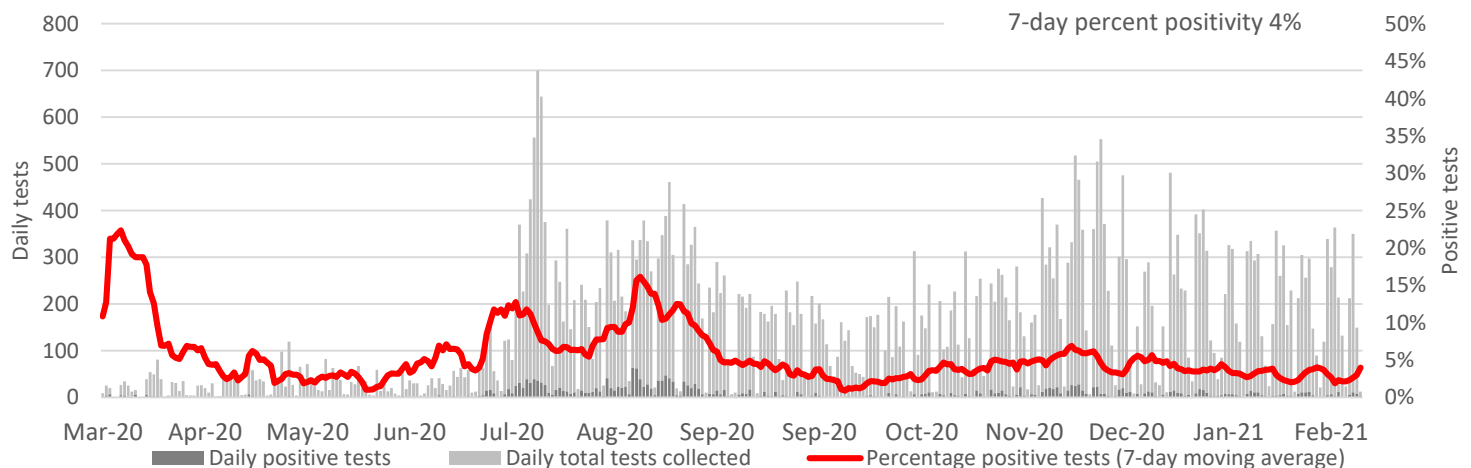
Risk Factor	Count
Community transmission	943
Close contact	1313
Travel	312
Under investigation	68

Clinical symptoms of positives

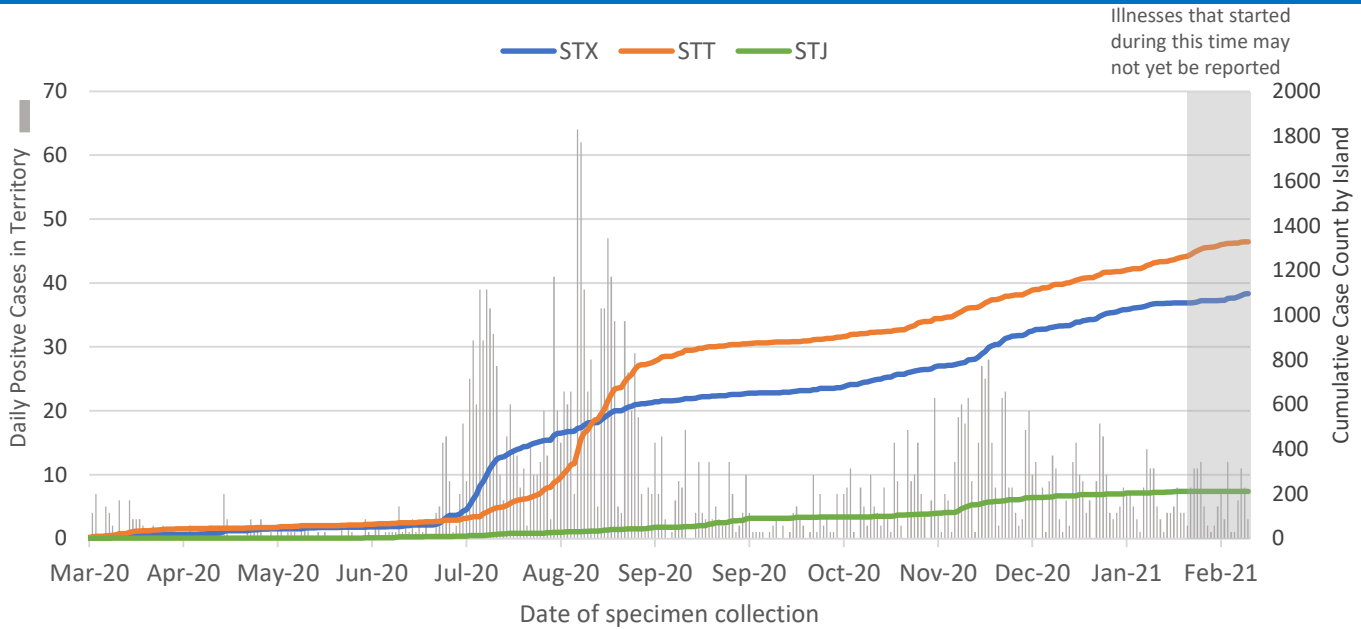
Symptom	n	%
Cough	941	36%
Fever*	811	31%
Shortness of breath	253	10%
Asymptomatic	554	21%

*Subjective fever or measured temp $\geq 100.4^{\circ}\text{F}$

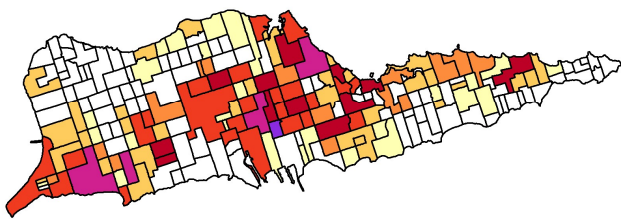
Rate of Positive Tests in the U.S. Virgin Islands Over Time



Confirmed COVID-19 cases in the U.S. Virgin Islands, N=2636

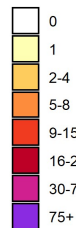


COVID-19 Confirmed Cases St. Croix, U.S. Virgin Islands



Data as of February 25, 2021

cases



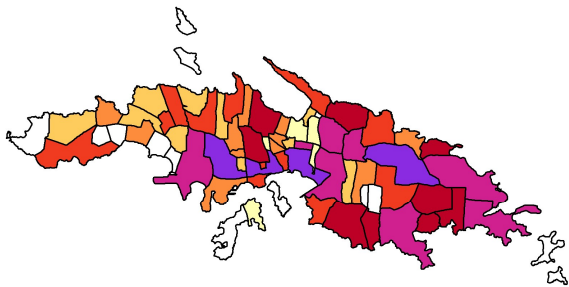
St. Croix

	25-Feb	24-Feb	Change
Positive	1096	1081	▲ 15
Negative	22576	22155	▲ 421
Pending	50	56	▼ -6

STX positive status	
Active	59
Recovered	1028
Fatality	9

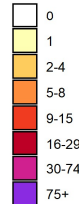
STX risk factors	25-Feb	24-Feb	Change
Community	304	301	▲ 3
Close contact	599	581	▲ 18
Travel	161	161	◀▶ 0
Under investigation	32	38	▼ -6

COVID-19 Confirmed Cases St. Thomas, U.S. Virgin Islands



Data as of February 25, 2021

cases



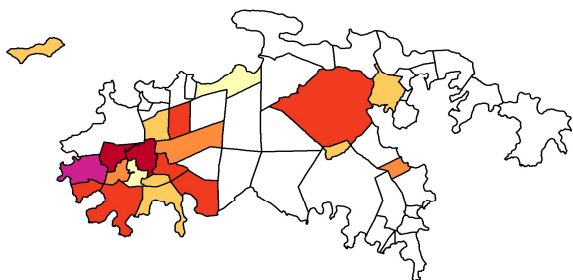
St. Thomas & Water Island

	25-Feb	24-Feb	Change
Positive	1328	1320	▲ 8
Negative	19645	19412	▲ 233
Pending	21	29	▼ -8

STT positive status	
Active	48
Recovered	1265
Fatality	15

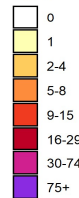
STT risk factors	25-Feb	24-Feb	Change
Community	553	546	▲ 7
Close contact	615	610	▲ 5
Travel	127	126	▲ 1
Under investigation	33	38	▼ -5

COVID-19 Confirmed Cases St. John, U.S. Virgin Islands



Data as of February 25, 2021

cases



St. John

	25-Feb	24-Feb	Change
Positive	212	212	◀▶ 0
Negative	2853	2799	▲ 54
Pending	32	32	◀▶ 0

STJ positive status	
Active	3
Recovered	208
Fatality	1

STJ risk factors	25-Feb	24-Feb	Change
Community	86	86	◀▶ 0
Close contact	99	99	◀▶ 0
Travel	24	24	◀▶ 0
Under investigation	3	3	◀▶ 0

ALL DATA ARE PROVISIONAL