



OREGON
ASSOCIATION
OF REALTORS®

How To Create An Absorb LMS Account


Step 1:

Go to the Absorb website: <https://oregonrealtors.myabsorb.com/#/login>

Step 2:

Click on the "Browse Course" icon, which will take you to the list of available courses.

Buy Courses



See our courses available for purchase

[Start Browsing](#)

Step 3:

Select the courses you wish to take

Catalog



▼		Avoiding the Specter of Elder Abuse Online Course	 Added to Cart
▼		Basics of Easements Online Course	 \$10.00
▼		Closing Disclosure Changes, CFPB Rules & How They Affect You Online Course	 \$10.00
▼		DEQ Section Inspections Disclosure Rules Online Course	 \$10.00

Step 4:

Go to your cart. The cart icon is in the upper right-hand corner (circled in red below)



Your Shopping Cart



Course Details	Price (per seat)	Remove
 Avoiding the Specter of Elder Abuse Online Course	\$10.00	

Sub Total: \$10.00
Total Discount: -\$0.00
Purchase Total: \$10.00



[Continue Shopping](#)


Step 5:


Click on "Proceed to Checkout," (circled above in red) and it will give you the option to login or create an account

Information



Do you already have an account?

Yes, I already have an account — Sign in. 

No, I would like to create a new account to continue my purchase. 

Final Step:

If you haven't already, create your account. Make sure to use a username and password you will easily remember.