


Blue cart



What goes in:


Containers:

- Plastic bottles, glass bottles and jars, cartons, metal cans
- Plastic containers and flower pots
- Aluminum foil, pie plates, trays



Plastic Bags:

- Zippered, bread, milk, retail/grocery, mulch/soil, salt, coffee bags, and outer wrap (e.g., toilet paper/diaper packages)




Paper & Cardboard:

- Newspaper, magazines, writing paper, envelopes
- Boxboard (cereal boxes, paper tubes, egg cartons)
- Cardboard food and drink cans
- Butcher paper, parchment paper, paper straws, beverage cups



Other:

- Styrofoam, chip bags, candy wrappers, bubble wrap, coffee pods, cheese wrappers, squeeze pouches, foam containers, plastic straws



Tips and tricks:

- Keep recycling empty, clean and dry
- Keep lids on rinsed and emptied containers
- Flatten and tie cardboard bundles with twine (max 75 x 75 x 20 centimetres) and place beside the cart
- Put items in loose
- Remove excess tape and packaging from cardboard
- For more information visit regionofwaterloo.ca/waste



What stays out:

- Residential recycling
- Food-soiled containers
- Plastic packaging still on boxes
- Biodegradable/mesh bags
- Broken glass, dishware, light bulbs
- Wooden crates, appliances