

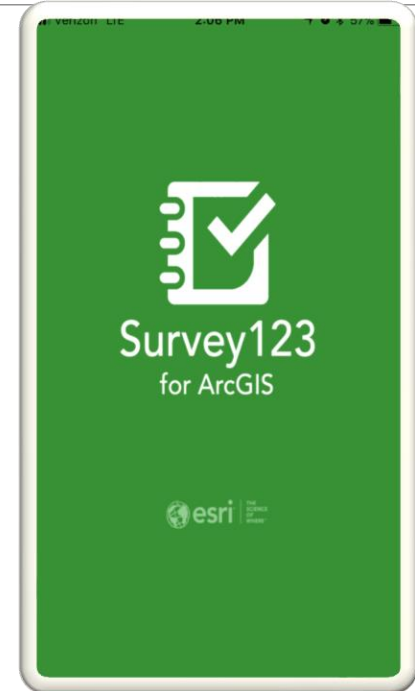
Installing Survey123 and the 2020 CBI Survey

BECKY SCHAFFNER, MAINE DEP

Becky.Schaffner@maine.gov



This demo will show you how to download and install the Survey123 app and the CBI Survey for 2020 on a phone, tablet, or computer

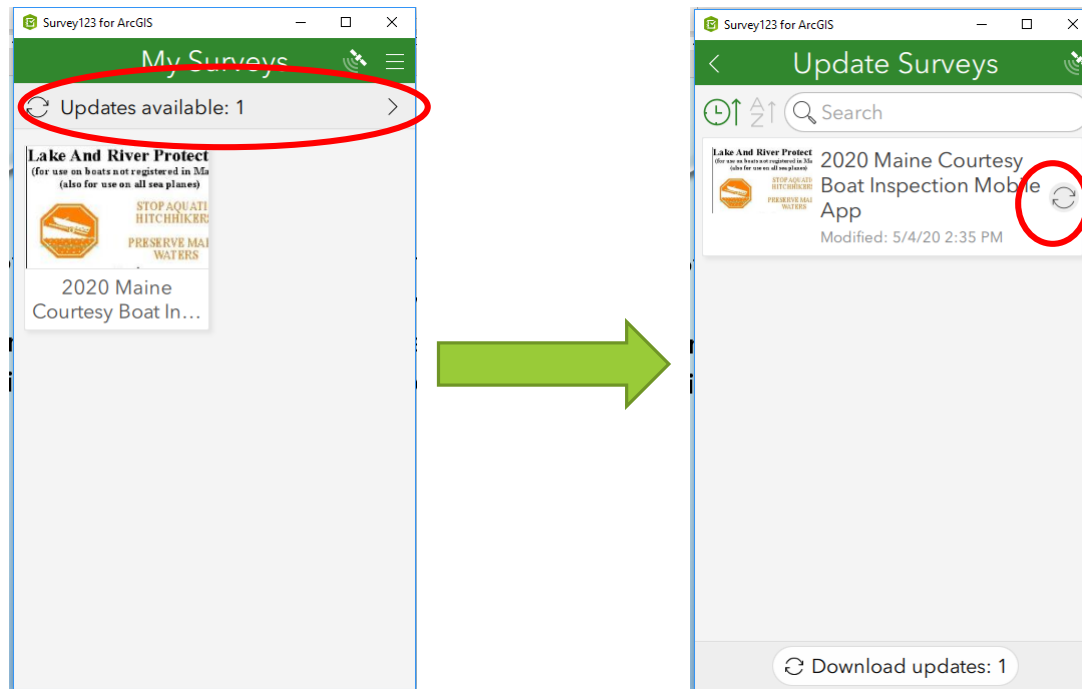


Benefits of Survey123 and CBI mobile app:

1. Replaces or complements paper survey with digital data collection
2. Can be used on-site even without cellular/wi-fi connection
3. Drafts can be saved and continued at a later time
4. Data is submitted to a database immediately after upload and can be viewed in an online Dashboard



A note on versions: We highly recommend updating your Survey123 app to 3.9.148 or newer. Starting with this version, you will be notified of any updates to your surveys when you open the app, and just need to click the Update button to get the newest version.



1. Installing Survey123 On Phone/Tablet

Android

- Open the Google Play store on your device
- Use the search tool to find survey123 for arcgis
- Choose “Install.”

Apple (iPhone, iPad):

- Open the App Store on your device.
- Use the search tool to find Survey123 for ArcGIS
- Choose “Install.”
- Note: you don't need to log in or create an account to use the app

Verizon LTE 2:45 PM 51%

search survey123 for arcgis

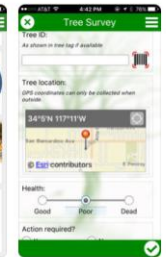
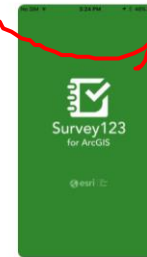


Survey123 for Ar...

Utilities

★★★★★ 10

OPEN



Today



Games



Apps



Updates



Search

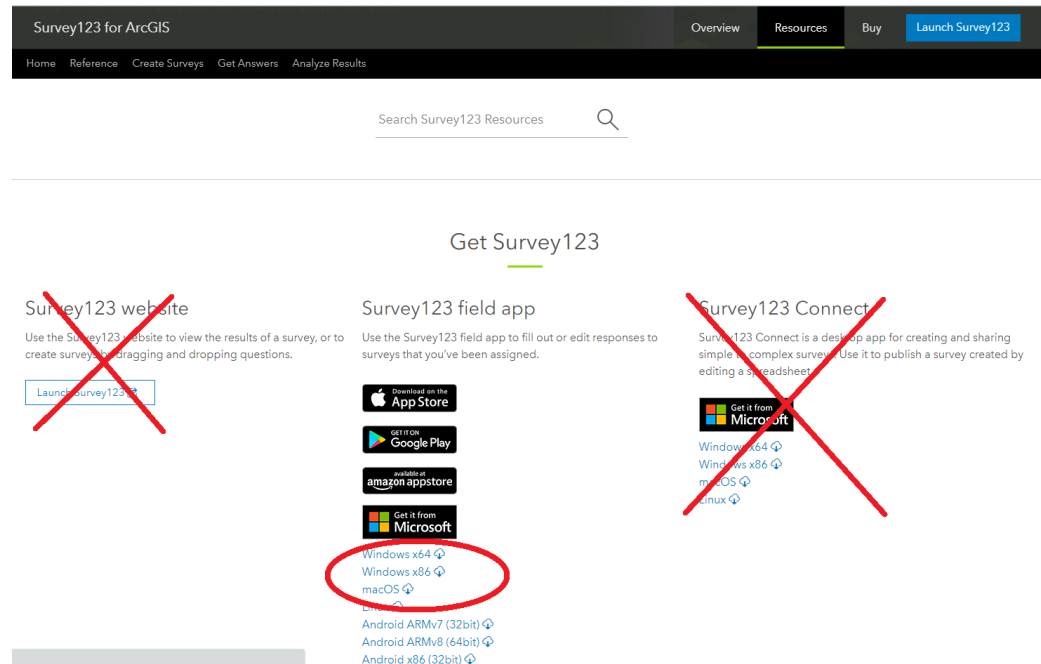


2. Installing Survey123 on a Computer

Google “Get Survey123” or go to:

<https://www.esri.com/en-us/arcgis/products/survey123/resources>

- Select installation file for your operating system from the center column under Survey123 field app. (Most newer PCs use Windows x64)
- The file will download to your computer. When complete, locate the download and double-click to install the program. Follow the instructions provided in the install wizard.



3. Download CBI Survey form

Method 1: Open a browser (Safari, Chrome, etc.) on your device and in the address bar at the top (not the search box) enter **<https://bit.ly/MaineCBI2020>** You can bookmark the link and return to it when needed.

Method 2: Most newer phones have built-in QR readers in the Camera app. Open Camera and point at QR code below:



3. Download CBI FORM (cont.)

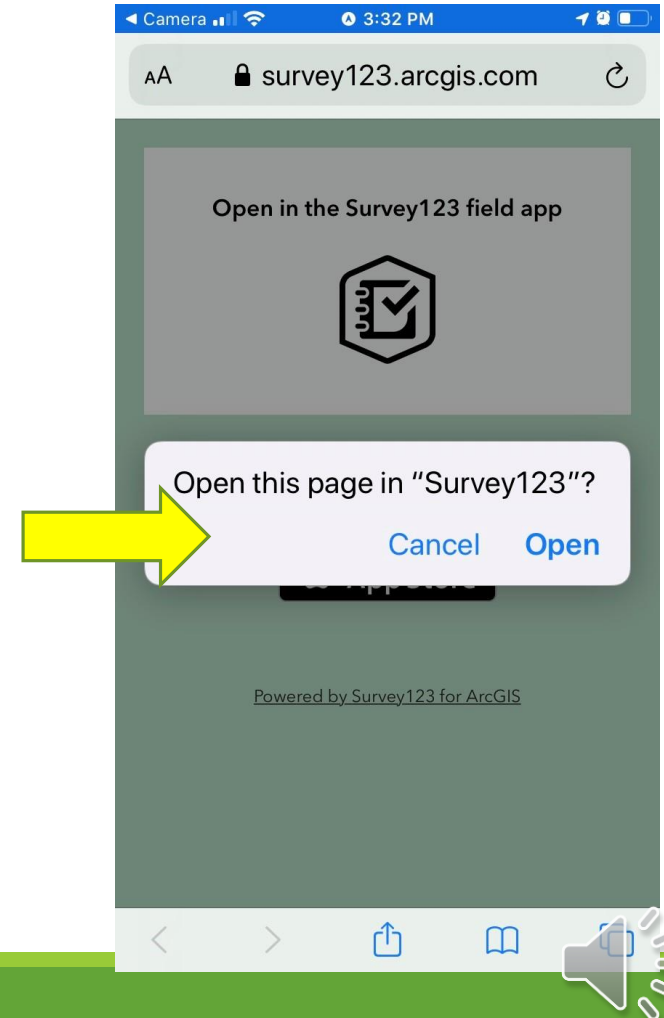
Using either method will open a window with a survey123.arcgis.com URL. Choose “Open in the Survey123 field app.”

The survey will unpack and open immediately

If Not, pop-ups may be blocked on your browser

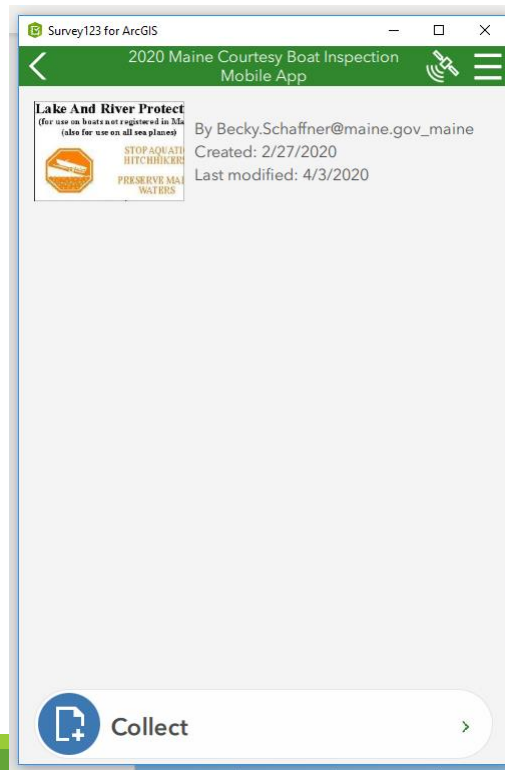
Turn your pop-up blocker off or try a different browser.

<https://bit.ly/MaineCBI2020>




4. Updating survey (for older versions of Survey123)

(We highly recommend updating your Survey123 app to 3.9.148 or newer.) If you have an older version, you need to delete the existing survey first. Then return to the download link at <https://bit.ly/MaineCBI2020>



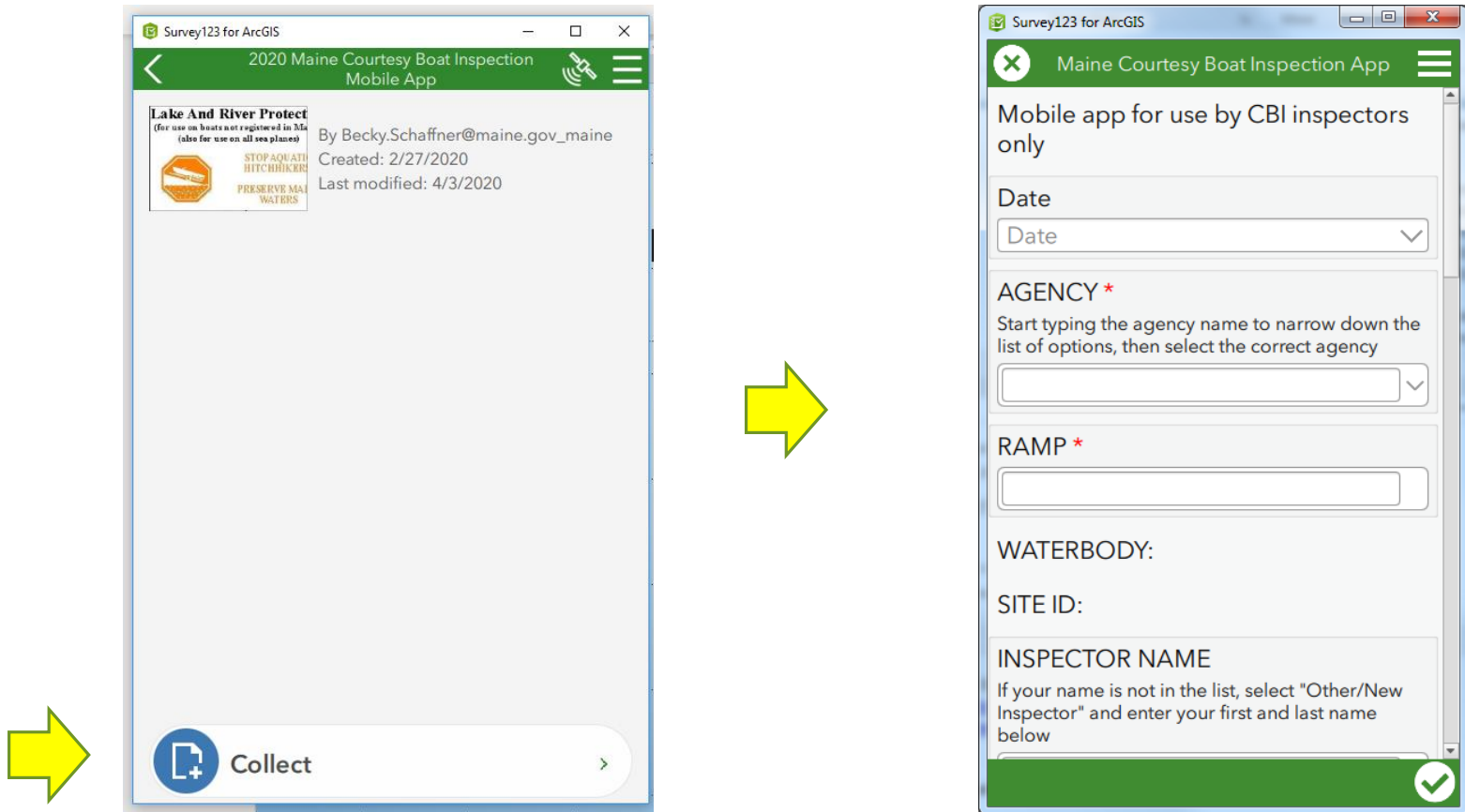
1. Open Survey123 and click once to go to the CBI survey home screen.



2. Click the menu icon in the top right and select Delete Survey.



5. OPEN SURVEY and begin collecting data



The diagram illustrates the process of opening a survey and beginning data collection. It consists of two screenshots of the Survey123 for ArcGIS mobile app interface, connected by a yellow arrow pointing from left to right. A second yellow arrow points to the first screenshot from the left.

Left Screenshot (Survey Overview):

- Title Bar:** Survey123 for ArcGIS
- Header:** 2020 Maine Courtesy Boat Inspection Mobile App
- Content:**
 - Lake And River Protect** (for use on boats not registered in Ma (also for use on all sea planes))
 - STOP AQUATIC INTRUDERS PRESERVE MAINE WATERS**
 - By Becky.Schaffner@maine.gov_maine
 - Created: 2/27/2020
 - Last modified: 4/3/2020
- Bottom Bar:** Collect

Right Screenshot (Data Collection Form):

- Title Bar:** Survey123 for ArcGIS
- Header:** Maine Courtesy Boat Inspection App
- Form Fields:**
 - Date:** Date (dropdown menu)
 - AGENCY *:** Start typing the agency name to narrow down the list of options, then select the correct agency (dropdown menu)
 - RAMP *:** (text input field)
 - WATERBODY:** (text input field)
 - SITE ID:** (text input field)
 - INSPECTOR NAME:** If your name is not in the list, select "Other/New Inspector" and enter your first and last name below (text input field)
- Bottom Bar:** Green bar with a white checkmark icon.



Support:

Becky.Schaffner@maine.gov

