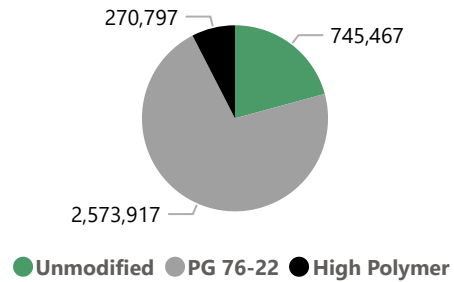




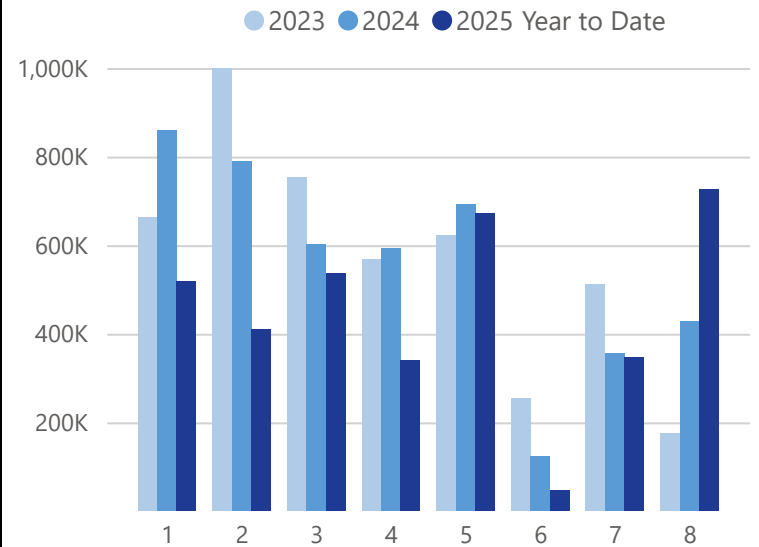
2025 FDOT Asphalt Letting Tons

3,590,181

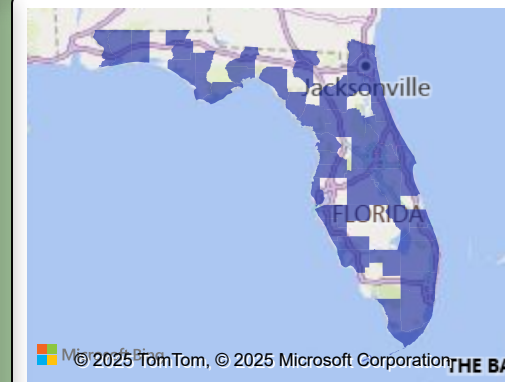
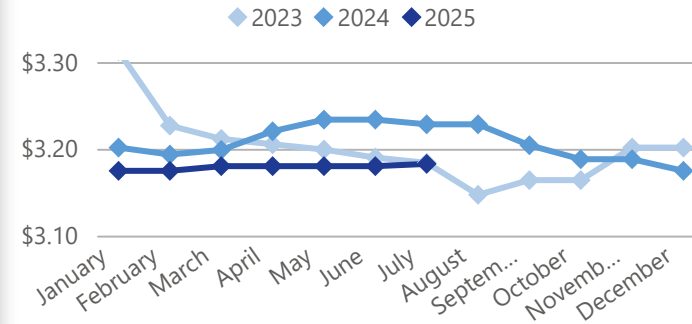
Asphalt Mix Tons by Binder Type



Asphalt Tonnage Per FDOT District



FDOT Modified Asphalt Index Trends



July Unmodified Asphalt Index

\$604.38

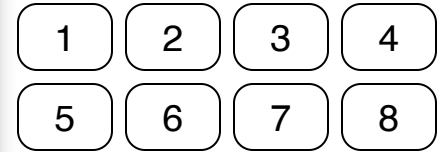
PG 67-22 & Lower

July Modified Asphalt Index

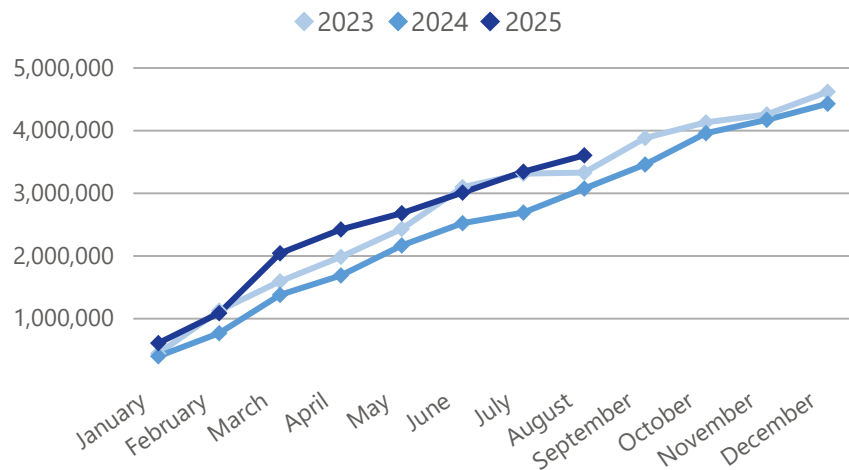
\$741.86

PG 76-22 & Higher

FDOT District



Cumulative FDOT Tons Let



Contractor Awarded

Contractor Awarded	Bid Sum
Ajax Paving Industries of Florida, LLC	\$42,468,071
Alexander Design + Build, LLC	\$8,157,447
American Design Engineering Construction, Inc.	\$4,109,648
American Lighting and Signalization, LLC	\$1,901,412
American Sand & X-Cavanation, Inc.	\$14,957,494
Anderson Columbia Co., Inc.	\$119,030,171
Atlantic Civil Constructors Corp	\$6,118,855
AUM Construction, Inc.	\$11,488,618
Blacktip Services Incorporated	\$576,543
C.W. Roberts Contracting, Inc.	\$228,241,599
Carr Construction ,LLC	\$5,520,287
Civil Engineered Maintenance	\$1,797,713
Collins Land Services, Inc.	\$4,750,228
Total	\$3,392,877,649

Contract ID	Description	District	Tonnage	Bid Gap
E8V33	WIDEN TPK SR91 SOUTHERN BLVD TO OKEECHOBEE BLVD MP 98-101	8	178,445	0.68%
E8U72	WIDEN TPK(SR91), PARTIN SETTLEMENT RD TO OSCEOLA PKWY	8	134,217	0.05%
T4722	SR 9 (I-95)	4	126,111	8.50%
T5860	SR 9 (I-95)	5	120,973	9.34%
E8V66	SUNCOAST II-PHASE 3A SR589)-CR 486 TO CR 495	8	73,399	1.65%
E7Q72	US 301/SR 43 - RESURFACING	7	72,354	4.11%
E8V06	CENTRAL POLK PARKWAY - FROM US 17 (SR 35) TO SR 60	8	72,267	7.24%
E8W16	TPK (SR91) TSM&O ADD LANES N OF SAWGRASS TO PALM BEACH C/L	8	70,180	0.31%
T5843	SR 500 (US 192/VINE ST)	5	67,259	6.96%
E8V47	WIDEN TPK (SR91) CAMPBELL RD	8	65,674	2.02%