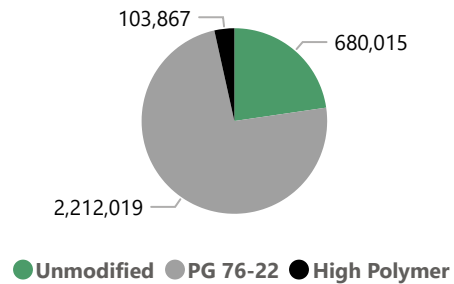




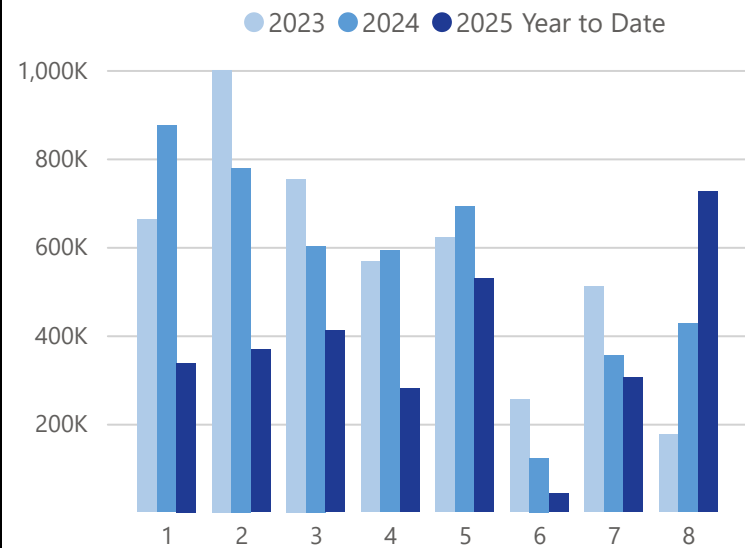
2025 FDOT Asphalt Letting Tons

2,995,901

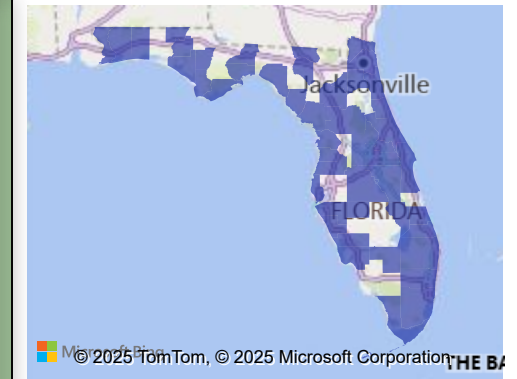
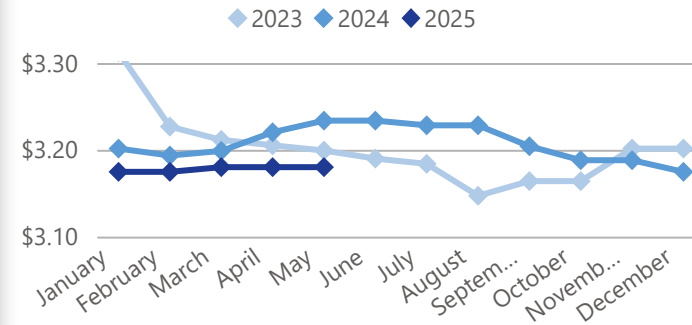
Asphalt Mix Tons by Binder Type



Asphalt Tonnage Per FDOT District



FDOT Modified Asphalt Index Trends



May Unmodified Asphalt Index

\$2.59

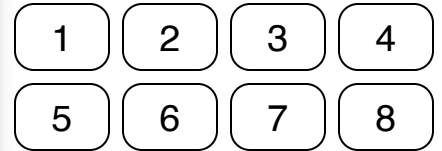
PG 67-22 & Lower

May Modified Asphalt Index

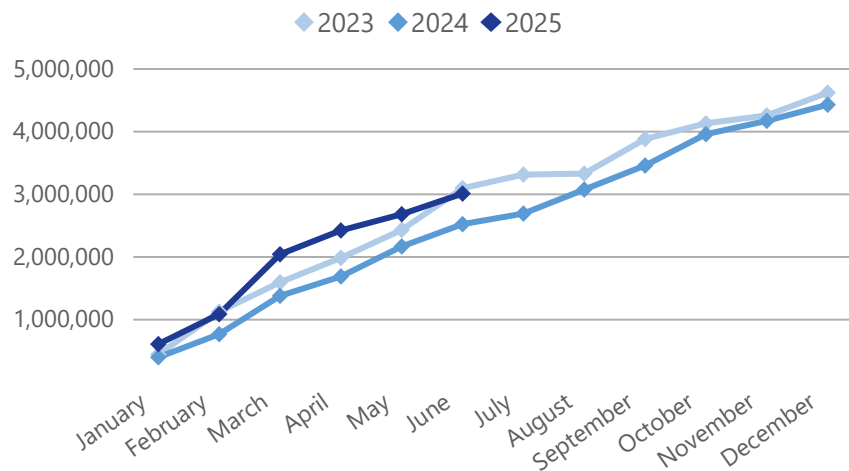
\$3.17

PG 76-22 & Higher

FDOT District



Cumulative FDOT Tons Let



Contractor Awarded

Contractor Awarded	Bid Sum
Ajax Paving Industries of Florida, LLC	\$38,043,630
Alexander Design + Build, LLC	\$6,330,072
American Design Engineering Construction, Inc.	\$1,377,191
American Lighting and Signalization, LLC	\$1,901,412
Anderson Columbia Co., Inc.	\$111,031,993
AUM Construction, Inc.	\$5,640,771
Blacktip Services Incorporated	\$576,543
C.W. Roberts Contracting, Inc.	\$192,732,337
Civil Engineered Maintenance	\$1,797,713
Collins Land Services, Inc.	\$4,750,238
Commercial Industrial Corp.	\$44,280,846
Cone & Graham, Inc.	\$9,872,451
Cornwell LP Contracting, Inc.	\$21,405,031
Total	\$2,805,059,357

Contract ID	Description	District	Tonnage	Bid Gap
E8V33	WIDEN TPK SR91 SOUTHERN BLVD TO OKEECHOBEE BLVD MP 98-101	8	178,445	0.68%
E8U72	WIDEN TPK(SR91), PARTIN SETTLEMENT RD TO OSCEOLA PKWY	8	134,217	0.05%
T4722	SR 9 (I-95)	4	126,111	8.50%
E8V66	SUNCOAST II-PHASE 3A SR589)-CR 486 TO CR 495	8	73,399	
E7Q72	US 301/SR 43 - RESURFACING	7	72,354	4.11%
E8V06	CENTRAL POLK PARKWAY - FROM US 17 (SR 35) TO SR 60	8	72,267	7.24%
E8W16	TPK (SR91) TSM&O ADD LANES N OF SAWGRASS TO PALM BEACH C/L	8	70,180	
T5843	SR 500 (US 192/VINE ST)	5	67,259	6.96%
E8V47	WIDEN TPK (SR821) CAMPBELL DR TO TALLAHASSEE RD	8	65,674	2.82%