




**GET THE  
NEWSLETTER &  
KEEP UP WITH  
WHAT'S GOING ON  
AT THE LIBRARY!**

To sign up for CAPL's monthly e-newsletter, contact a member of staff anytime or visit [cheboyganlibrary.org](http://cheboyganlibrary.org) and click on "Looking For" option at the top of the page and select the "Sign up for the Library Newsletter!" option on the drop-down menu.



**YOUR LIBRARY  
CARD WORKS  
AT MULTIPLE  
LIBRARIES!**

CAPL is a member of the PAC2 consortium, which is a group of area libraries that share resources. That means that you can use your Cheboygan Area Public Library card at more than 20 other libraries! Ask a staff member which libraries are part of this group!




**CHEBOYGAN AREA  
PUBLIC LIBRARY'S  
MISSION**

*The mission of the Cheboygan Area Public Library is to provide quality materials and services which fulfill the educational, informational, cultural and recreational needs of the entire community in an atmosphere that is welcoming, respectful and professional.*





**Cheboygan  
Area  
Public  
Library**

VERITAS ET LUX

 [cheboyganlibrary.org](http://cheboyganlibrary.org)

 [contactuscapl@gmail.com](mailto:contactuscapl@gmail.com)

 231-627-2381

 100 S. Bailey Street  
Cheboygan, MI 49721

 Mon-Wed 10am-8pm  
Thu 8am-7pm; Fri 8am-5pm  
Sat 10am-3pm; Sun 1pm-5pm

# Cheboygan Area Public Library



## HOW TO ACCESS YOUR DIGITAL LIBRARY

# Getting Started with your Digital Library



To access e-books, audiobooks, or magazines on a computer:

Visit [cheboyganlibrary.org](http://cheboyganlibrary.org)

Click on "Digital Catalog"


Tap the "sign in" button on the right side of the screen.

Select the Cheboygan Area Public Library from the drop down menu.

Enter your library card number and click "sign in".

Enjoy browsing! Find an audiobook, e-book, or magazine that you wish to borrow. Click on "borrow" and follow the prompts.

To use this collection on a tablet, phone, kindle, or other hand-held device, download the Libby app!



Visit [cheboyganlibrary.org](http://cheboyganlibrary.org)

Click on "Looking For" drop-down menu, select "Your Digital Library" and click on "Kanopy"

Click on "Add Library Card". Enter your library card number and click continue. If prompted, enter pin number, and click continue.

Enjoy browsing! When you find a film you would like to watch, click on it and select "See More"

Click "Play" or "Add to Watchlist" for later.

\*Kanopy can also be added as a channel on any Roku tv!



The Up North Digital Collection can be used on hand-held devices with Libby!

Visit  
[cheboyganlibrary.org](http://cheboyganlibrary.org)



Visit [cheboyganlibrary.org](http://cheboyganlibrary.org)

Click on "Looking For" drop-down menu, select "Your Digital Library" and click on "Michigan E-Library Resources"

Explore! Use the keyword search box or click on the eResources or e-journals links at the top of the page.

View databases or resources such as Explora, NoveList, PebbleGo, LearningExpress Library or others by selecting the links.