

MILWAUKEE HEALTH CARE PARTNERSHIP

Milwaukee County 2018 – 2019 Community Health Needs Assessment

Latino Health Coalition

April 12, 2019



COMMUNITY HEALTH NEEDS ASSESSMENT

MHCP

1. Phone surveys
2. Key Informant Interviews & Focus Groups
3. Secondary Data Analysis

LOCAL HEALTH DEPARTMENTS

Additional community input: listening sessions, events, etc.

COMMUNITY HEALTH IMPROVEMENT PLANS

Priorities / Goals / Strategies / Tactics / Measurement

Unique Plan for each Hospital

- Ascension Columbia St. Mary's
- Ascension Sacred Heart Rehabilitation Institute
- Ascension Midwest Orthopedic Hospital
- Ascension Franklin Hospital
- Ascension St. Francis Hospital
- Ascension St. Joseph Hospital
- Aurora Psychiatric Hospital
- Aurora Sinai Medical Center
- Aurora St. Luke's Medical Center
- Aurora St. Luke's South Shore
- Aurora West Allis Medical Center
- Children's Hospital of Wisconsin
- Froedtert & The Medical College of Wisconsin / Froedtert Hospital

MHCP - Operating Plan & Shared Community Investments Strategy

Federally Qualified Health Centers

- Gerald. L. Ignace Indian Health Center
- Milwaukee Health Services, Inc.
- Outreach Community Health Centers
- Progressive Community Health Centers
- Sixteenth Street Community Health Centers

Unique Plan for each Health Department

- City of Milwaukee
- Cudahy
- Franklin
- Greendale
- Greenfield
- Hales Corners
- North Shore
- Oak Creek
- South Milwaukee
- St. Francis
- Wauwatosa
- West Allis / West Milwaukee

Three Data Sources

Community Health Survey 2018

- 14 minute phone survey of 1,312 adults in Milwaukee County (> 60 Q)
- Including ~ 20 additional questions if child identified in household
- Based on CDC's BRFSS model, 15 years trended data for most municipalities

Key Informant Interviews & Focus Groups 2018

- 40 key informant interviews
- 4 focus groups with 40 participants

Secondary Data *Health Compass Milwaukee*

- | | |
|---|---|
| • WI DHS / WI Interactive Statistics on Health (WISH) | • US Census /2013 American Community Survey |
| • County Health Rankings | • WHA Information Center |

Top 5 Health Issues

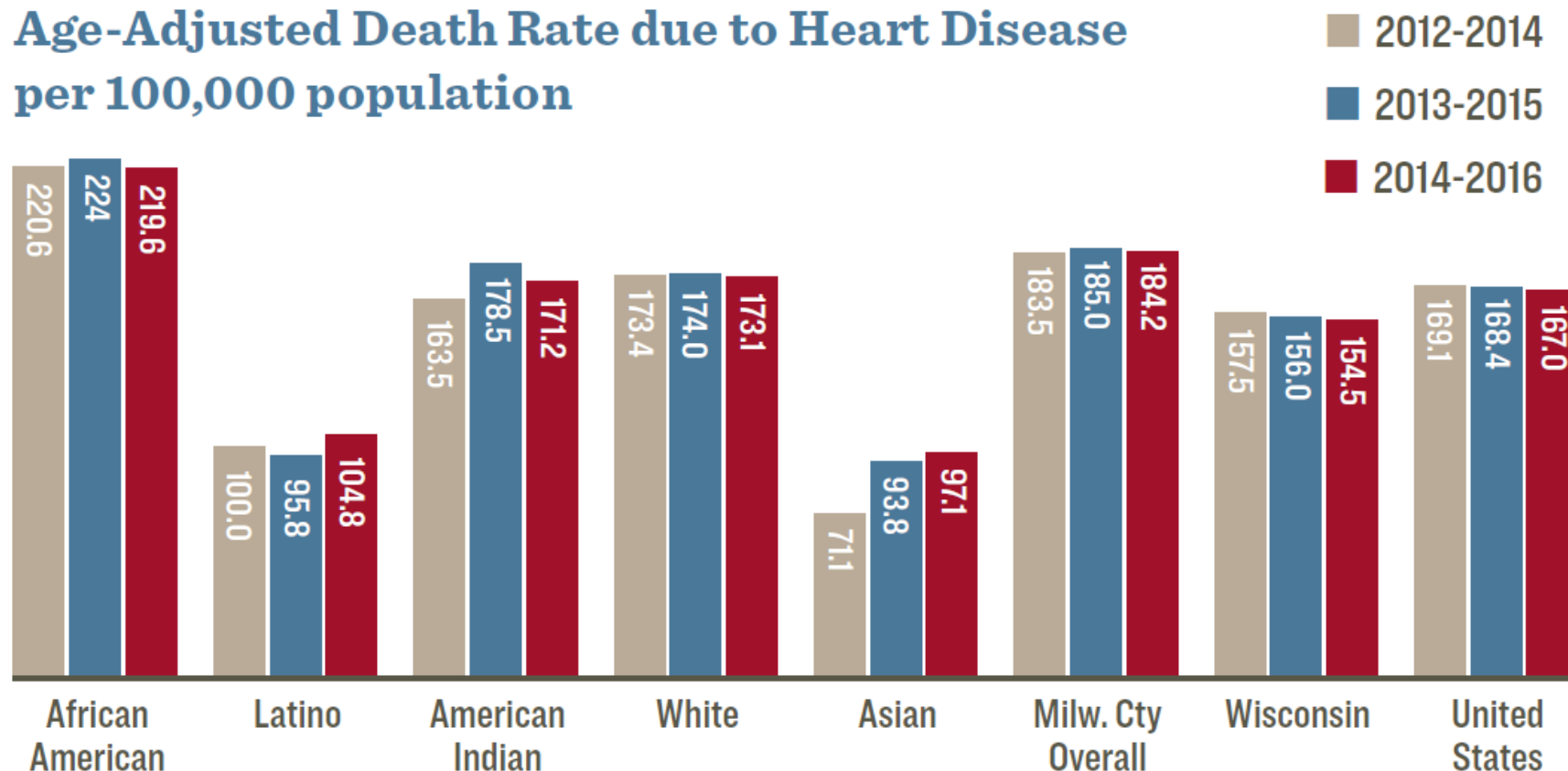
Community Survey Phone survey	Stakeholders Key informants and focus groups
<ol style="list-style-type: none"> Chronic Diseases Substance Use Access to Health Care Infectious Disease Violence or Crime 	<ol style="list-style-type: none"> Mental Health Access to Health Care Violence Substance Use Nutrition and Healthy Food

Health Compass Milwaukee

- 260+ indicators / health outcomes and factors, comparative data

Chronic Disease

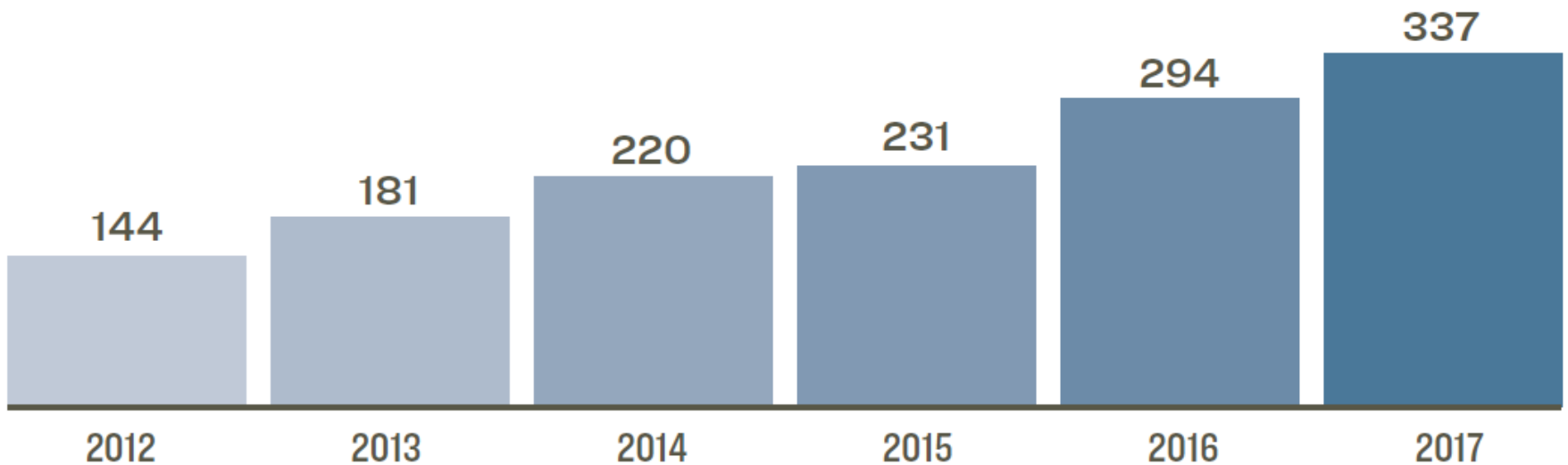
Age-Adjusted Death Rate due to Heart Disease per 100,000 population



Source: Wisconsin Department of Health Services and Health Compass Milwaukee

Substance Use

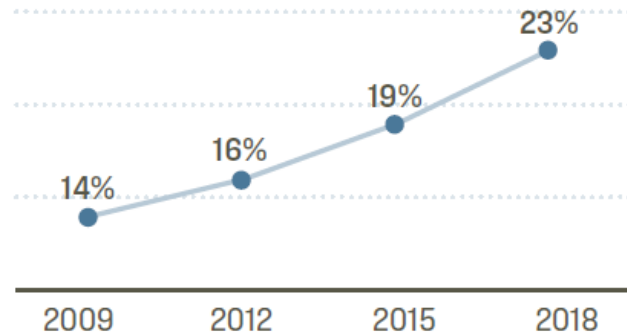
Opioid-Related Overdose Deaths in Milwaukee County



Source: Milwaukee County Medical Examiner and the Milwaukee County Opioid-Related Overdose Report 2012-2017

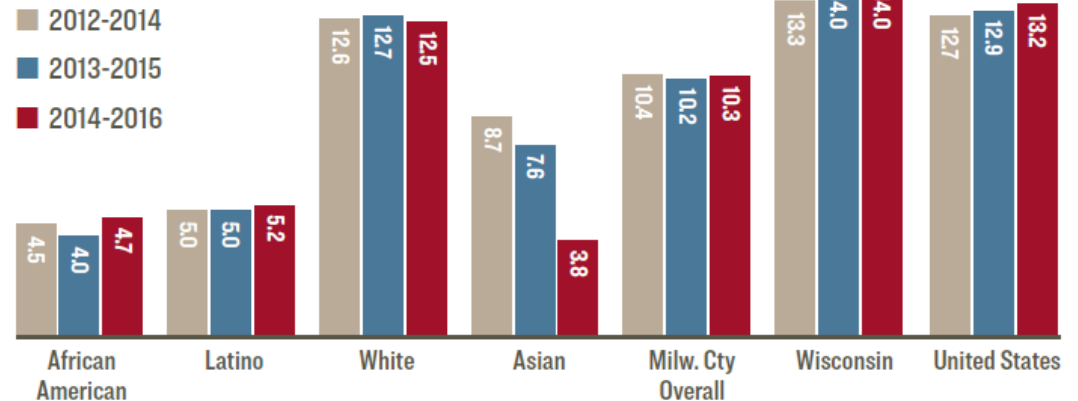
Mental Health

Adults with a Mental Health Condition in Milwaukee County



Source: Wisconsin Department of Health Services and Health Compass Milwaukee

Age-Adjusted Death Rate due to Suicide per 100,000 population



Source: Wisconsin Department of Health Services and Health Compass Milwaukee

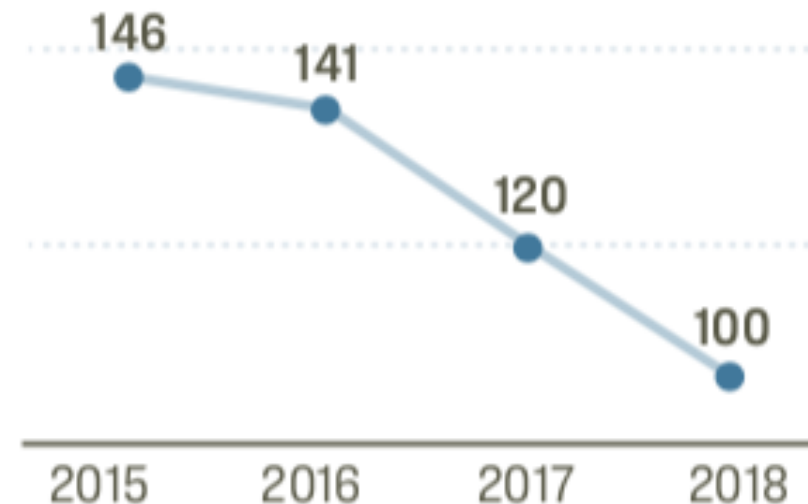
Violence

**Violent Crime Rate per
100,000 population**



Source: Wisconsin Department of Health Services and
Health Compass Milwaukee

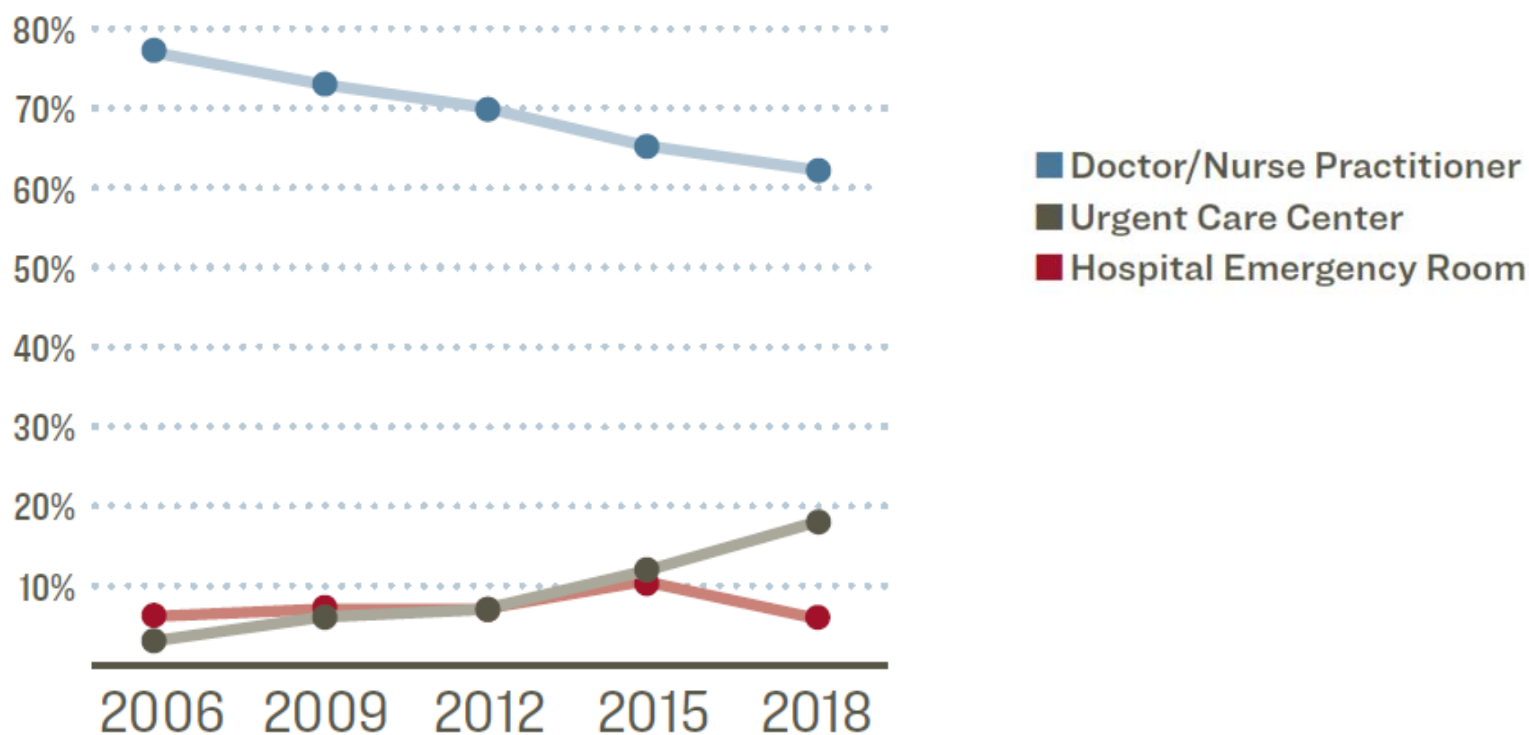
Milwaukee County Homicides



Source: Milwaukee Journal Sentinel Homicide Tracker

Access to Care

Access to Care When Sick



Source: Community Health Survey and Health Compass
Milwaukee

Issue to Watch



Infant Mortality

With one of the worst **black-white disparities in infant mortality** in the country, **12.7 / 1,000 African American infants** in Milwaukee County die before their first birthday. That compares to a rate of **7.7** per thousand for the County overall, and **5.9** for the US.

Issue to Watch



Sexually Transmitted Infections

Milwaukee County has **some of the highest STI rates in the US**, **with 1,674 / 100,000 residents** diagnosed in the most recent reporting period. **40% of STI cases** occur in seven Milwaukee zip codes with the lowest socioeconomic status.

Issue to Watch



Alcohol Consumption

32% of survey respondents reported binge drinking in the previous month. Since 2006, women in Milwaukee County have increased their rate of binge drinking from **10% to 32%** - on par with men. Wisconsin continues to report the **highest rate of binge drinking in the nation.**

Emerging Issue



Adverse Childhood Experiences (ACEs)

Emerged as an important issue among key informants. ACEs include trauma due to child abuse, sexual assault, witnessing violence, and other serious conditions of neglect or family dysfunction. **67%** of adults in Milwaukee County have experienced **one or more ACEs in childhood**. This rate goes **up to 76%** for those living in poverty.

Key Findings

- **HEALTH CARE**

- **Coverage – Mixed results.**

- Adults 18 to 64 who were uninsured at time of survey increased from 5% in 2015 to 11% in 2018.
- The number of respondents reporting someone in the household was uninsured at some point in the last 12 months has statistically decreased from 2006, with the lowest point in 2018 (8%).

- **Access to care – Mixed results.**

- Increased use of urgent care and decrease in percentage of respondents who reported having a primary care physician.
- From 2015 to 2018, the overall percent statistically decreased for respondents who reported someone in their household did not receive the medical care needed or a household member did not receive the dental care needed.
- Key informants noted barriers to care including an always changing health insurance landscape, lack of health literacy, lack of knowledge about health systems.

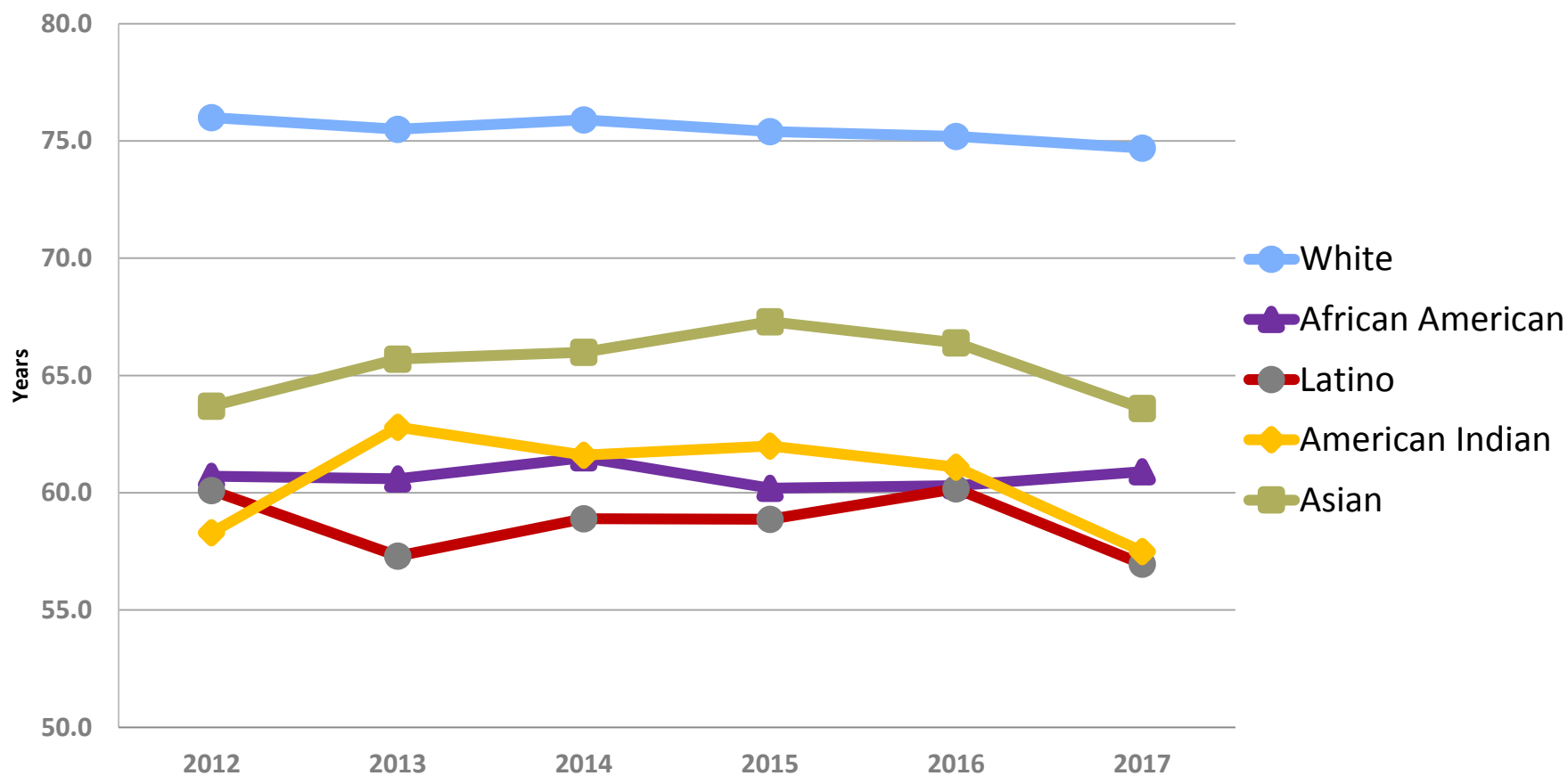
Key Findings

• PUBLIC & COMMUNITY HEALTH

- **Obesity, nutrition and physical activity** - physical activity for adults and fruit & vegetable consumption remained stable; 5% decrease in overweight since 2015
- **Behavioral Health - binge drinking increased from 19% in 2006 to 32% - *double the US rate***
- **Injury & Violence** - violent crime rate increased from 782.6 per 100,000 in 2008-2010 to 945.1 per 100,000
- **Adverse Childhood Experiences (ACEs)** - Key informants were asked to rank the extent to which ACEs affects the communities they serve on a scale of 1 to 5, with five being the most severe. The average health ranking for ACEs was 4.9
- **Chronic Diseases** - 31% of Community Health Survey respondents reported chronic disease as one of the top three community health issues
- **Infectious Diseases** - 17% of Community Health Survey respondents reported infectious diseases as one of the top three community health issues
- **Maternal Health** - rate of mothers who received early prenatal care was 66.8%, rate of babies with low birth rate was 10.2%, rate of preterm babies was 11%, infant mortality rate was 7.7/1,000

Average Age of Death

Average Age of Death by Race/Ethnicity in Milwaukee County



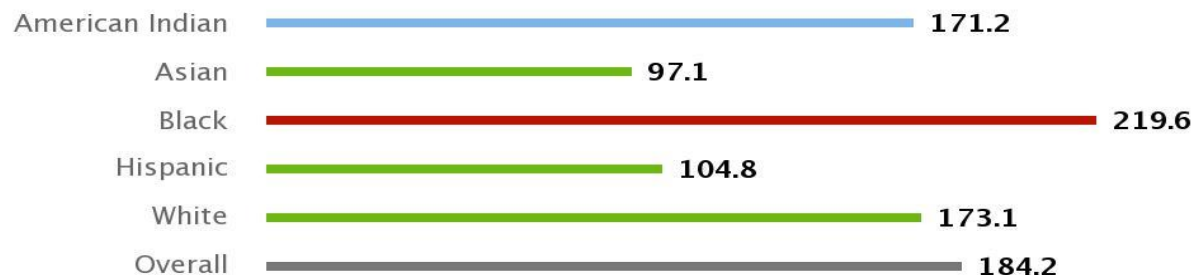
Chronic Disease – Heart Disease

Adults with Heart Disease (CHS) by Hispanic Origin
County: Milwaukee



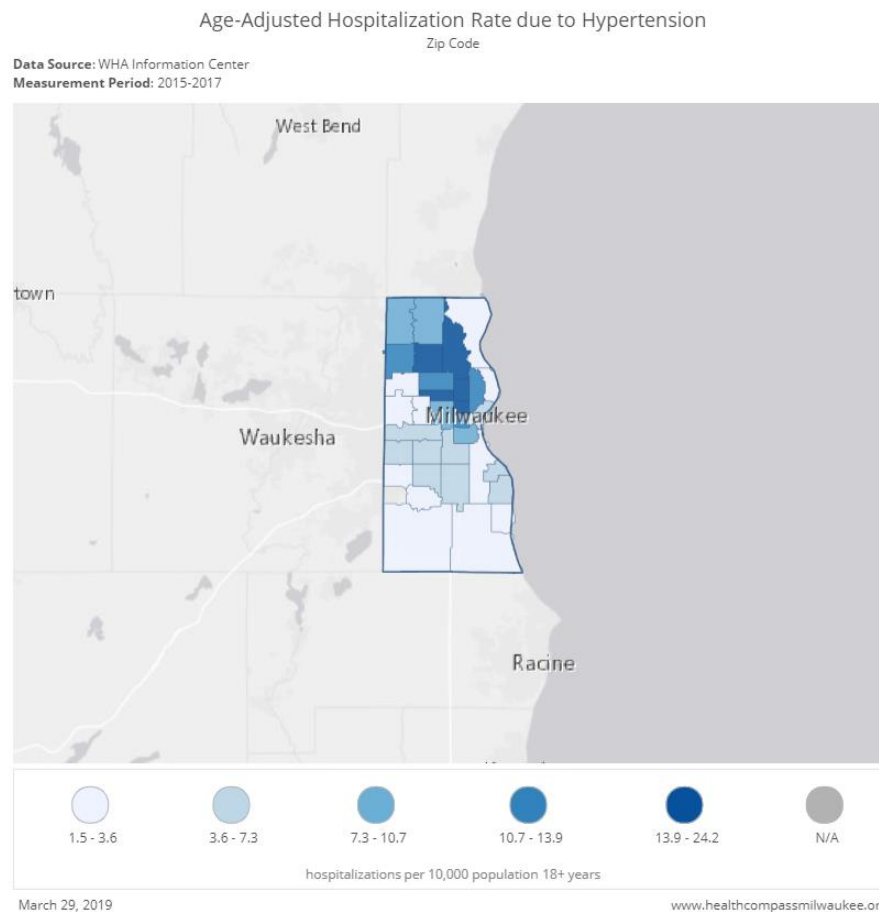
Source: Community Health Survey (2018)

Age-Adjusted Death Rate due to Heart Disease by Race/Ethnicity
County: Milwaukee



Source: Wisconsin Department of Health Services (2014–2016)

Chronic Disease – Heart Disease



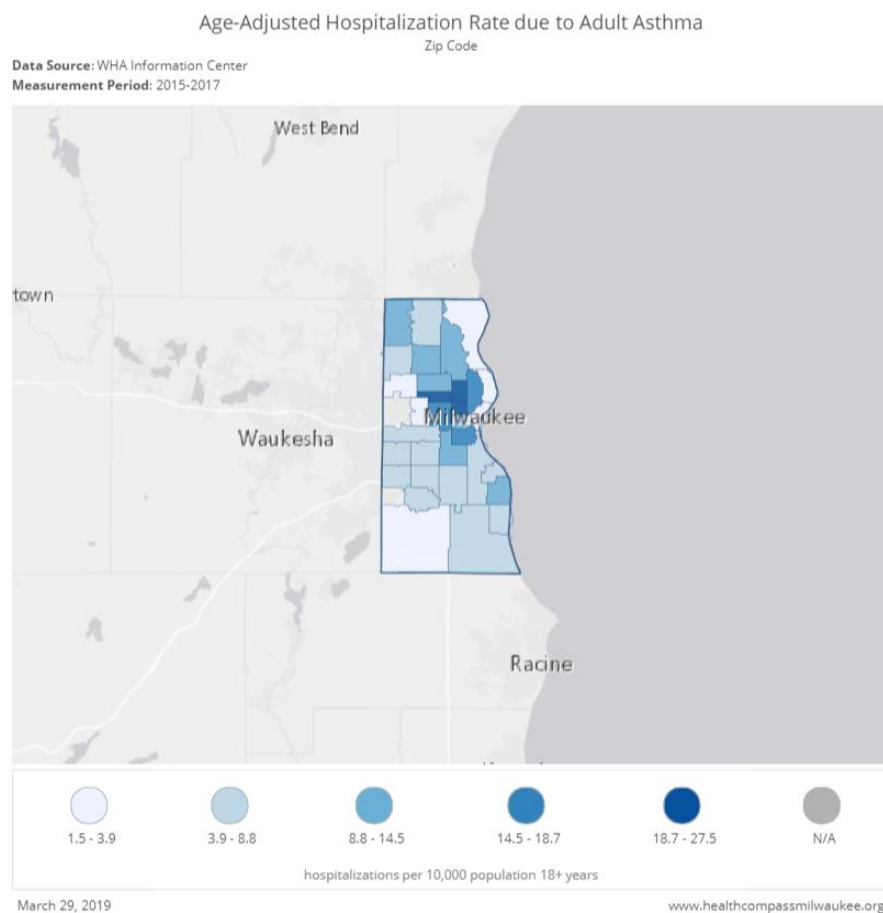
Chronic Disease – Asthma

Adults with Asthma (CHS) by Hispanic Origin
County: Milwaukee

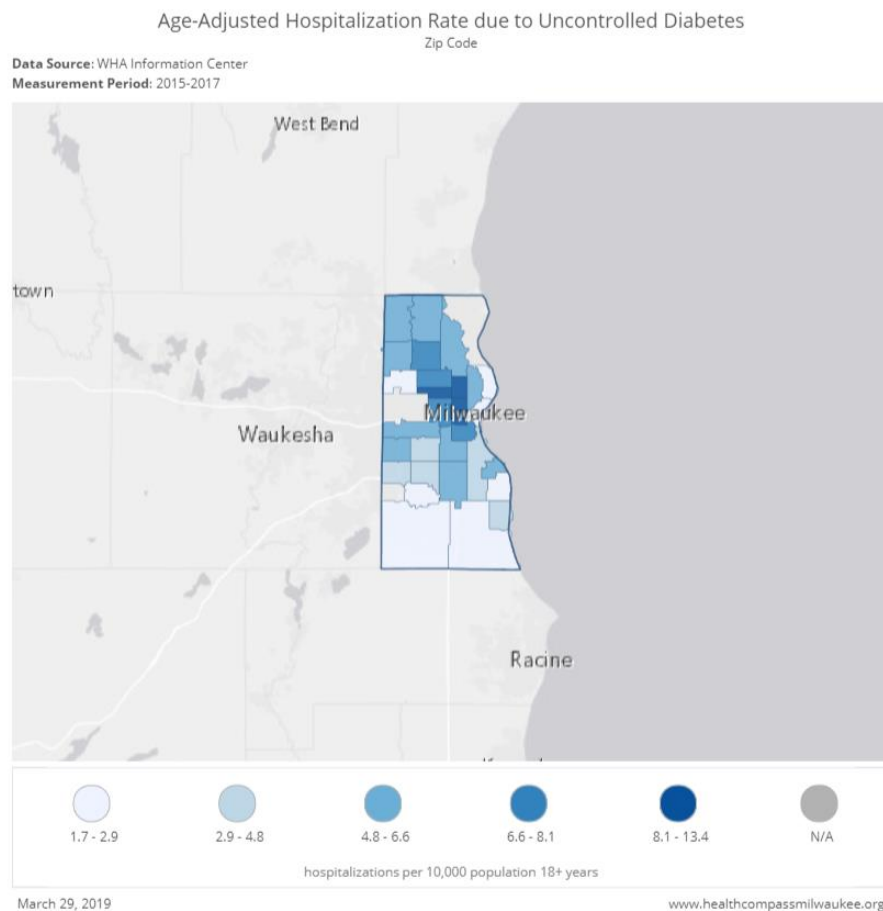


Source: Community Health Survey (2018)

Chronic Disease – Asthma




Chronic Disease – Diabetes



Chronic Disease – Cancer

Age-Adjusted Death Rate due to Cancer by Race/Ethnicity
County: Milwaukee



Source: National Cancer Institute (2011–2015)

Chronic Disease – Overweight/Obesity


Adults who Are Overweight (CHS) by Hispanic Origin County: Milwaukee



Source: Community Health Survey (2018)

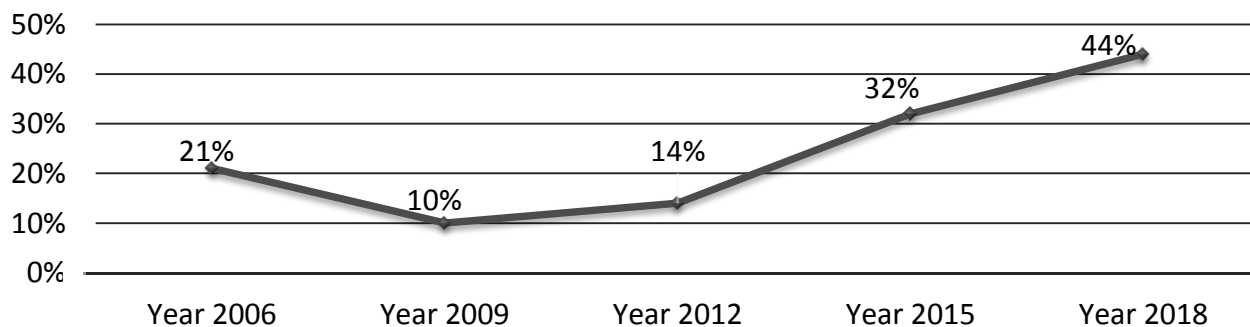
Nutrition/Physical Activity

Adults Who Consume Three or More Servings of Vegetables a Day (CHS) by Hispanic Origin
County: Milwaukee




Source: Community Health Survey (2018)

Adults Who Consume Three or More Servings of Vegetables a Day (CHS) by Hispanic Origin County: Milwaukee



Nutrition/Physical Activity


Adults who Participate in Recommended Moderate or Vigorous Activity (CHS) by Hispanic Origin County: Milwaukee



Source: Community Health Survey (2018)

Tobacco

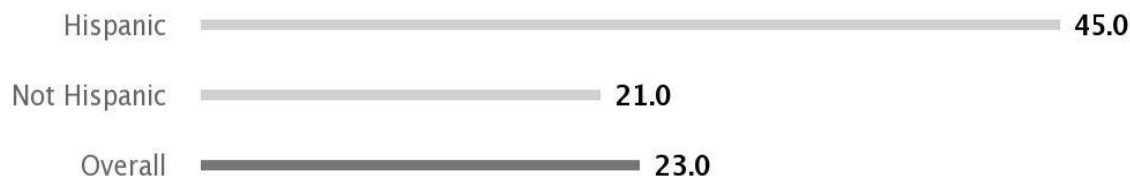
Adults who Smoke (CHS) by Hispanic Origin County: Milwaukee



Source: Community Health Survey (2018)

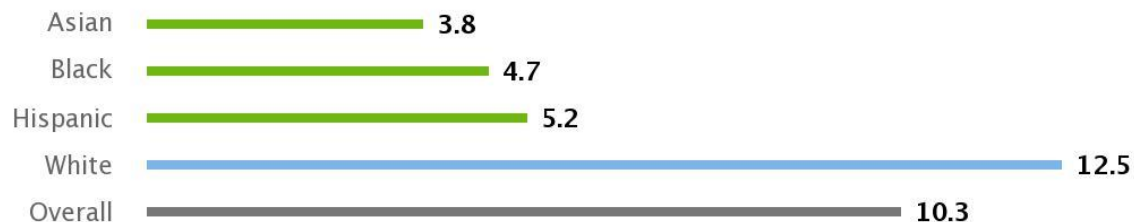
Mental Health

Adults with a Mental Health Condition (CHS) by Hispanic Origin County: Milwaukee



Source: Community Health Survey (2018)


Age-Adjusted Death Rate due to Suicide by Race/Ethnicity County: Milwaukee



Source: Wisconsin Department of Health Services (2014–2016)

Violence

Adults Afraid for Personal Safety in the Past Year (CHS) by Hispanic Origin County: Milwaukee



Source: Community Health Survey (2018)

Access and Coverage


**Adults with Health Insurance by Race/Ethnicity
County: Milwaukee**



Source: American Community Survey (2017)

Access and Coverage

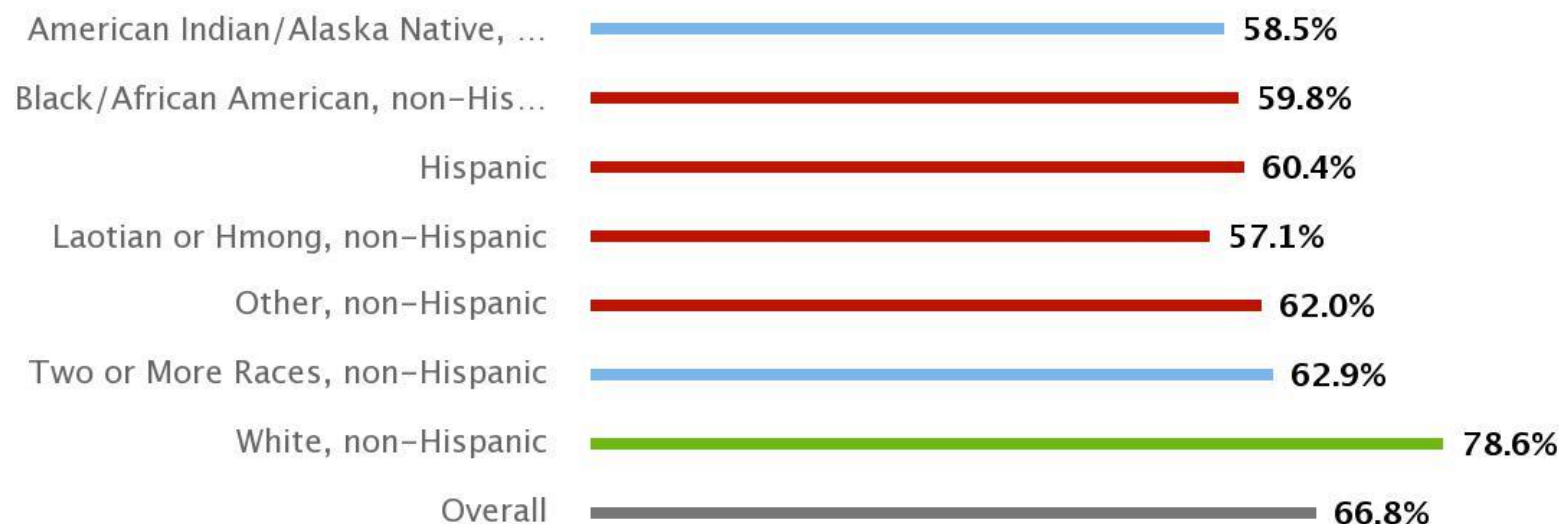
Doctor or Nurse Practitioner as Primary Health Care (CHS) by Hispanic Origin
County: Milwaukee



Source: Community Health Survey (2018)

Reproductive Health

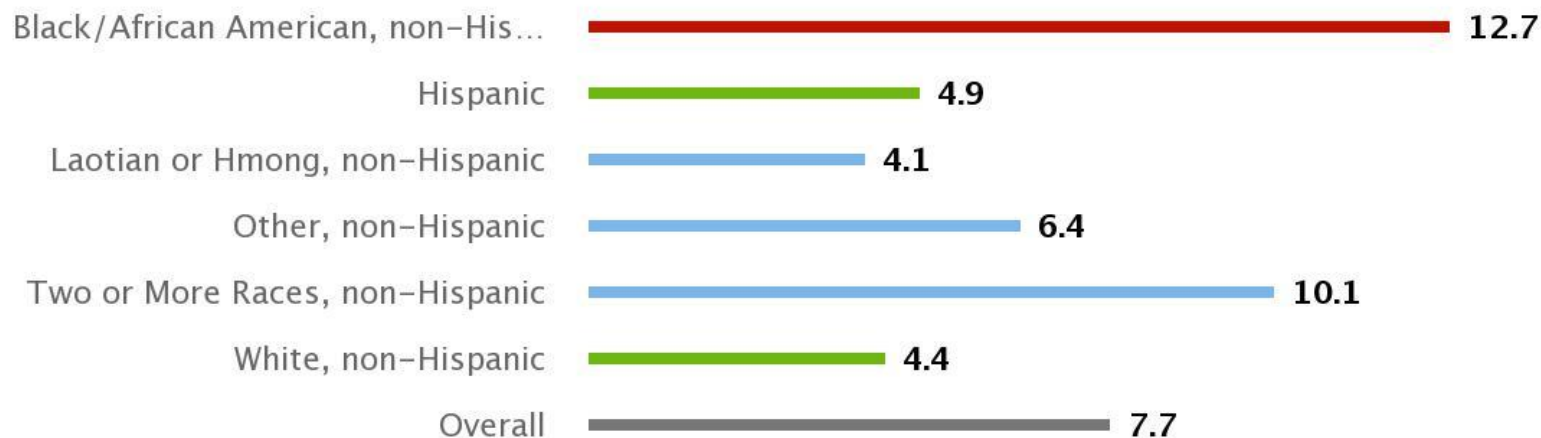
Mothers who Received Early Prenatal Care by Maternal Race/Ethnicity County: Milwaukee



Source: Wisconsin Department of Health Services (2016)

Reproductive Health

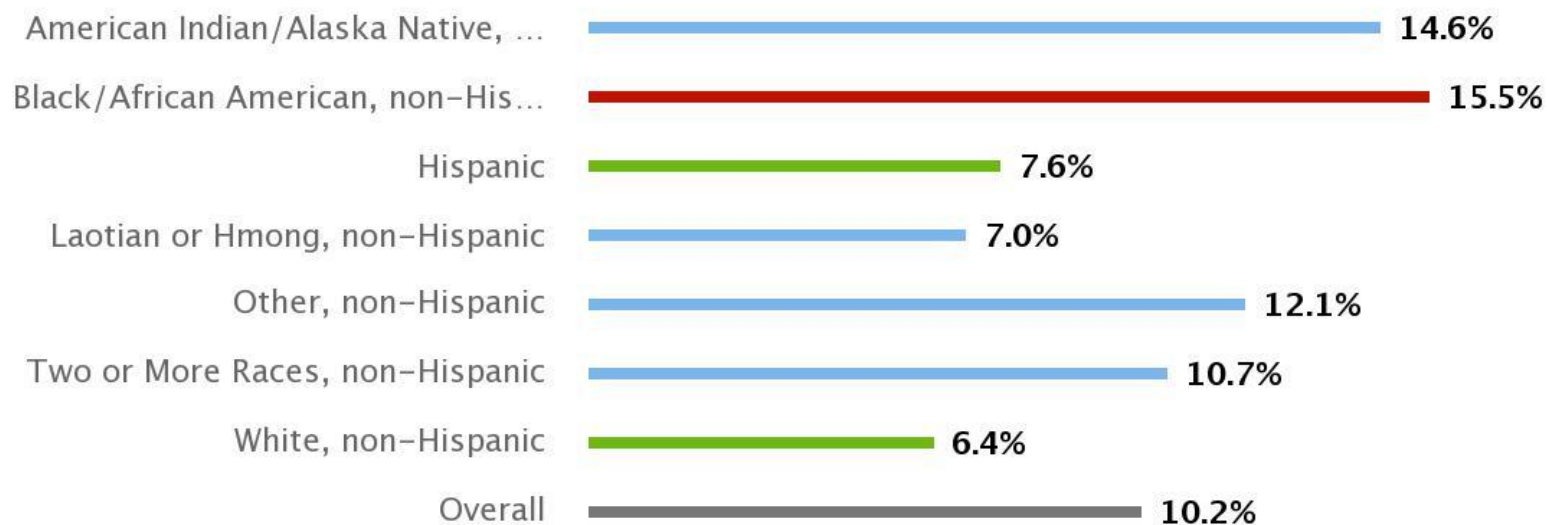
**Infant Mortality Rate by Maternal Race/Ethnicity
County: Milwaukee**



Source: Wisconsin Department of Health Services (2014–2016)

Reproductive Health

**Babies with Low Birth Weight by Maternal Race/Ethnicity
County: Milwaukee**



Source: Wisconsin Department of Health Services (2016)

Social Determinants of Health

**Median Household Income by Race/Ethnicity
County: Milwaukee**



Source: American Community Survey (2012–2016)

All Milwaukee County Community Health Needs Assessment reports, municipal region reports, and links to Local Health Departments are available: healthcompassmilwaukee.org – under Local Reports

