

October 2023 Market Review

Single Family

4 Counties selected

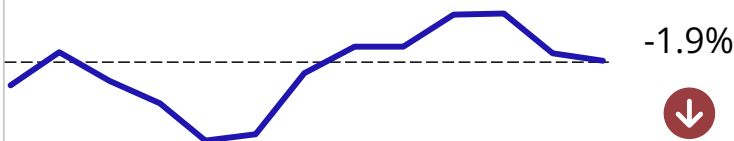
Compared to October 2022

Compared to September 2023

October 2023



6.6%



-1.9%

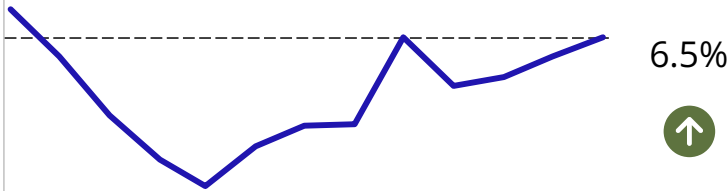


Median Sales Price

\$357,250



-8.2%



6.5%




Closed Sales

212



0.0%



33.3%




Median Days on Market

16



-0.4%



-0.2%

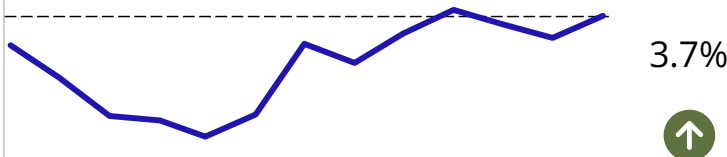


List Price Received

98.8%



5.1%



3.7%

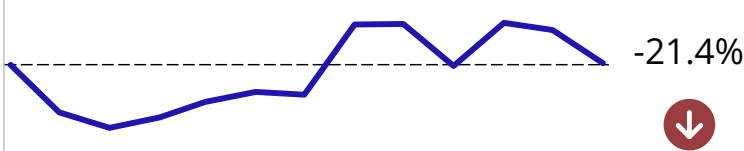


Median Sold \$/SqFt

\$208



1.4%



-21.4%

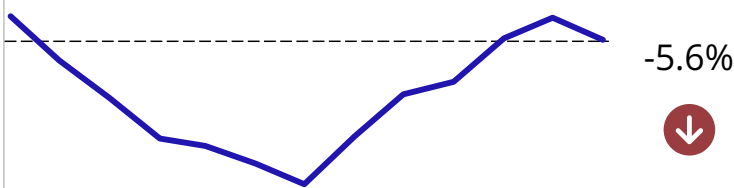


New Listings

220



-5.9%



-5.6%

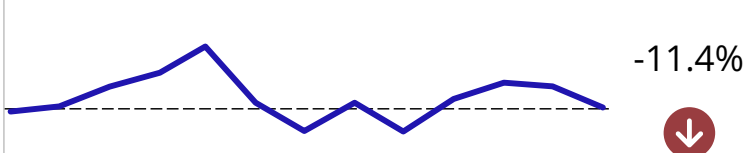


Active Inventory

509



2.5%



-11.4%



Months Supply of Inventory

2.4