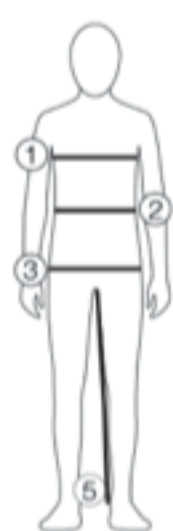


TEEN GIRLS SIZE CHART

SIZES	XS	S	M	L	XL
AGE	6/7	8	10/12	14/16	18
HEIGHT	46-49"	50-53"	54-58"	59-63"	64-66"
CHEST	25"	27"	29½"	32"	34"
SLEEVE	22"	24"	26"	28"	30"
WAIST MEASUREMENTS					
REGULAR	23"	24"	26"	28"	30"
EASED	26"	27"	29"	31"	33"
HIP MEASUREMENTS					
REGULAR	26"	28"	30½"	33"	35"
EASED	29"	31"	33½"	36"	38"
INSEAM LENGTHS					
REGULAR	22"	24"	26"	28"	30"
EWS <small>Extended Wear System</small>	24"	26"	28"	30"	32"
All dimensions refer to your body size, NOT the product's dimensions. Refer to the 'HOW TO MEASURE' guide for accuracy.					



HOW TO MEASURE

- ① Chest: Measure at the widest dimension
- ② Waist: Measure at the narrowest dimension
- ③ Hip: Measure at the widest dimension
- ④ Sleeve: With arm slightly bent, measure from center back neck bone over shoulder to wrist bone
- ⑤ Inseam: Measure in a straight line from crotch to ankle bone



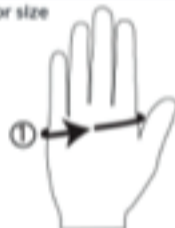
TEEN'S GLOVE SIZE CHART

SIZES	XS	S	M	L	XL
AGE	6-7	8	10-12	14-16	18
	5½ - 6"	6 - 6½"	6½ - 7"	7 - 7½"	7½ - 8"

Use Age and Hand Circumference for size

HOW TO MEASURE

- ① Hand Circumference: With fingers extended, measure around hand just below knuckles



TEEN GIRLS TOP FIT GUIDE



Performance
Contour Fit



Active
Athletic Fit



Regular
Functional Fit



Relaxed
Generous Fit


TEEN GIRLS BOTTOM FIT GUIDE



Performance
Contour Fit



Active
Athletic Fit



Regular
Functional Fit



Relaxed
Generous Fit

TEEN GIRLS BIB FIT GUIDE



Regular
Functional Fit