

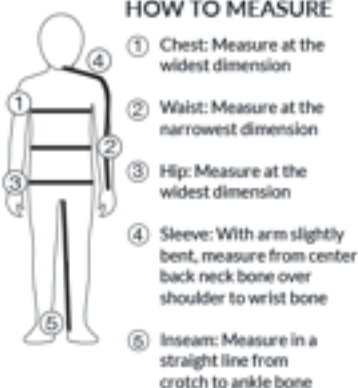
KID'S SIZE CHART

SIZES	XS		S	M		L		XL
	1	2	3	4	5	6	7	8
HEIGHT	29-31½"	32½-35"	35½-38"	38½-41"	41½-44"	44½-47"	47½-50"	50½-52½"
WEIGHT	23lbs	28lbs	34lbs	38lbs	44lbs	49lbs	54lbs	56lbs
CHEST	19½"	20½"	21½"	22½"	23½"	24½"	25½"	27"
WAIST	18½"	19½"	20"	21"	22"	23"	24"	25½"
SLEEVE	15"	17"	18½"	20"	21"	22"	23"	24"
HIPS	19½"	20½"	21½"	22½"	23½"	24½"	26"	27½"
INSEAM	10"	12"	14"	16"	18"	20"	22"	24"

All dimensions refer to body size, NOT the product's dimensions. Refer to the 'HOW TO MEASURE' guide for accuracy.

I-Grow™ extends the life of your garment for growing children, adding an additional 1½ inches in the sleeves and 2 inches in the pant inseam.

HOW TO MEASURE



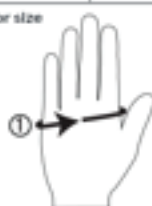
KID'S GLOVE SIZE CHART

SIZES	XS	S	M	L	XL
AGE	1-2	3	4-5	6-7	8
	4 - 4½"	4½ - 5"	5 - 5½"	5½ - 6"	6 - 6½"

Use Age and Hand Circumference for size

HOW TO MEASURE

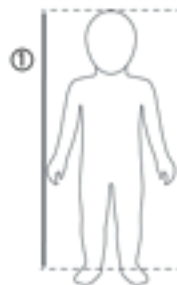
- ① Hand Circumference: With fingers extended, measure around hand just below knuckles



INFANT'S SIZE CHART

SIZES	0-3 months	3-6 months	6-12 months	12-18 months	18-24 months
HEIGHT	21-24"	24-27"	27-30"	30-32"	32-34"
WEIGHT	7-12 lbs	12-17 lbs	17-22 lbs	22-27 lbs	27-30 lbs

Choose size by Height or Weight, whichever is greater. How to measure HEIGHT ①: with legs fully extended, measure in a straight line from top of head to ankle



KID'S TOP FIT GUIDE



Performance
Contour Fit



Active
Athletic Fit



Regular
Functional Fit




Relaxed
Generous Fit

KID'S BOTTOM FIT GUIDE



Performance
Contour Fit



Active
Athletic Fit



Regular
Functional Fit



Relaxed
Generous Fit

KID'S BIB FIT GUIDE



Regular
Functional Fit