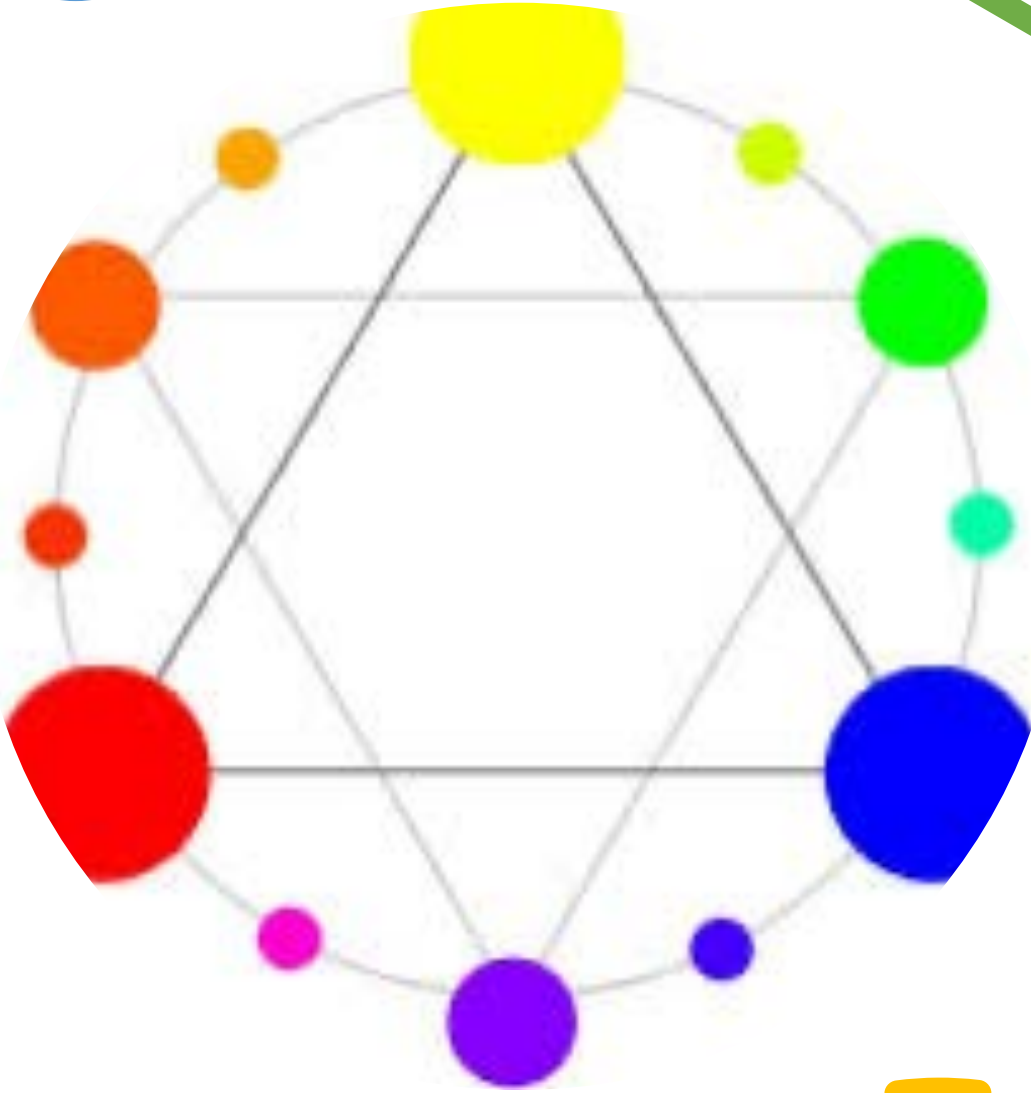


**THE WOW  
CENTER**

**SINCE 1972**


# Lesson 1

## The Color Wheel

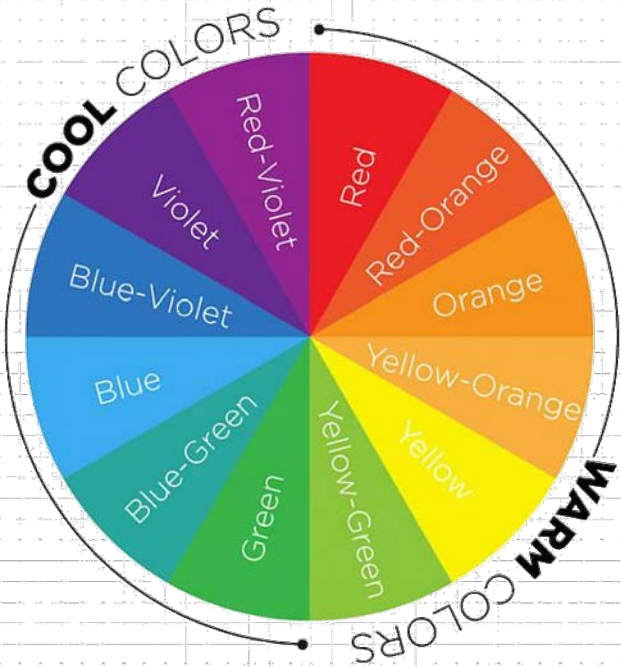




# Objectives

- Identify the primary colors
  - Identify the secondary colors
  - Identify warm colors
  - Identify cool colors
  - Identify common objects/items within each color group
  - Mix colors to create new colors
  - Apply knowledge and create artwork inspired by the color wheel
- 

# What is the **COLOR** WHEEL?



- Color wheels show us how colors are related
- It reminds us as artists how to mix colors to create unique pieces of art
- The color wheel is composed of:
  - Primary colors
  - Secondary colors
  - Warm colors
  - Cool colors

# Primary Colors



- The primary colors cannot be made from other colors
- Artists use primary colors to mix all the other colors of the rainbow
- The primary colors are:
  - RED
  - YELLOW
  - BLUE

# RED

Some common objects that are the color red are:

- Apples
- Strawberries
- Cherries



# YELLOW

Some common objects that are the color yellow are:

- Bananas
- Lemons
- Sunflowers



# BLUE

Some common objects that are the color blue are:

- Blueberries
- The sky
- Blue Jays





What are  
the primary  
colors?



Way  
to  
go!

ANSWER

If you  
answered  
red, yellow  
and blue,  
YOU'RE  
CORRECT!

# Secondary Colors

## SECONDARY COLORS



PURPLE



ORANGE



GREEN

- When you mix two primary colors a secondary color is made
- Secondary colors are made by mixing the two primary colors that are closest to each other on the color wheel
- The secondary colors are:
  - ORANGE
  - PURPLE
  - GREEN

# ORANGE

Some common objects that are the color orange are:

- CARROTS
- ORANGES
- BASKETBALLS



# PURPLE

Some common objects that are the color purple are:

- GRAPES
- EGGPLANTS
- PLUMS



# GREEN

Some common objects that are the color green are:

- IGUANAS
- BROCCOLI
- FROGS





What are  
the  
secondary  
colors?



Way  
to  
go!

ANSWER

If you  
answered  
orange, purple  
and green,  
YOU'RE  
CORRECT!

# COLOR GROUPS

The colors on the color wheel are divided into two groups; warm colors and cool colors

## WARM COLORS

- Warm colors are usually associated with energy and warmth.
- Often, they remind us of sunshine, summer and day time
- The warm colors are red, yellow & orange



## COOL COLORS

- Cool colors are usually associated with sad or peaceful emotions and the cold.
- Often, they remind us of water, the winter and night time
- The warm colors are blue, purple & green



COOL COLORS

# WARM COLORS





What are  
the two  
color  
groups?



Way  
to  
go!

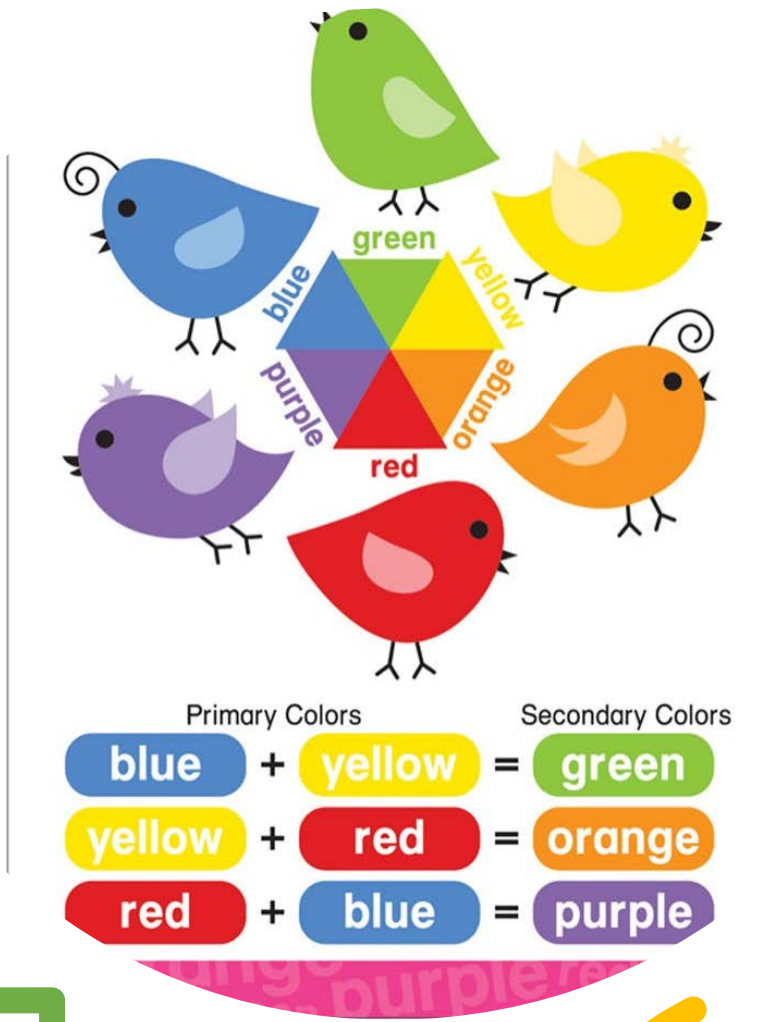
ANSWER

If you  
answered  
warm & cool  
YOU'RE  
CORRECT!



# MIXING COLORS


- In order to create different colors, artists must mix primary colors
- When you mix two primary colors you get a secondary color
  - RED & YELLOW= ORANGE
  - BLUE & YELLOW=GREEN
  - RED & BLUE= PURPLE



# MIXING COLORS (continued)

WATCH THIS!

COOL!





Let's wrap up the lesson & check our knowledge.  
Take the next 10 minutes to take this short quiz.

- 1. Name one primary color
- 2. Name one secondary color
- 3. Identify a green object ( turtle, blueberry or banana)
- 4. Identify a yellow object ( banana, apple or eggplant)
- 5. Is summer associated with warm or cool colors?
- 6. What color do you get when you mix red and blue?
- 7. What color do you get when you mix yellow and red?
- 8. What color do you get when you mix blue and yellow?





Way  
to  
go!

# ANSWER

- 1. Red, yellow or blue
- 2. Green, orange or purple
- 3. Turtle
- 4. Banana
- 5. Warm colors
- 6. Purple
- 7. Orange
- 8. Green



---

Let's use our imagination, creativity and knowledge to create beautiful art work inspired by the color wheel! Take the next 30 minutes to select and complete an activity of your choice!

# Sun & Moon Painting

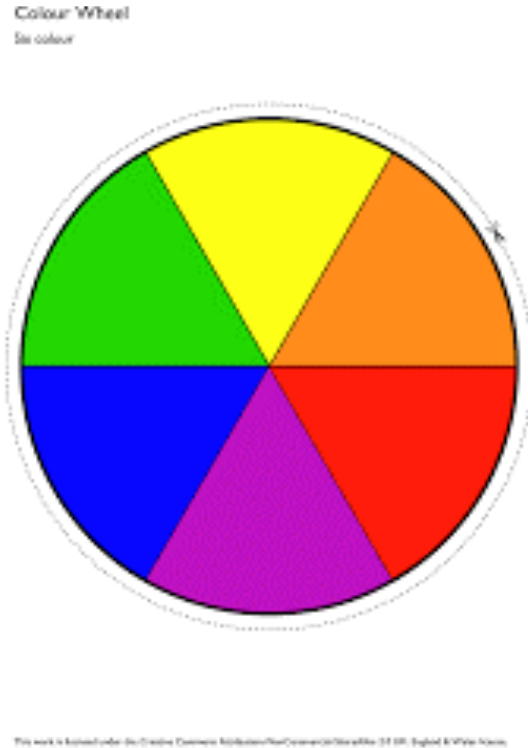
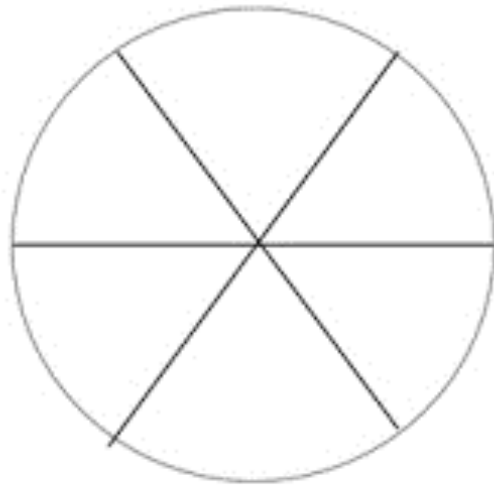
Apply your knowledge & sketch a sun and moon. Color or paint your work using warm and cool colors in the corresponding space. Moon=Cool colors  
Sun= Warm colors

## Materials

1. Paper
2. Pencil
3. Crayons, markers, color pencils or paint



## The Color Wheel




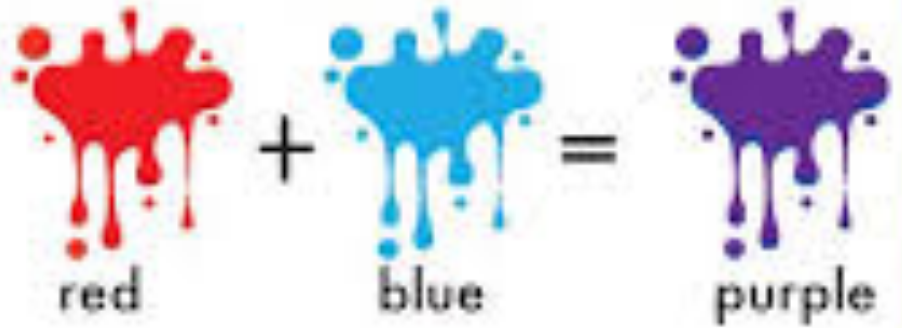
### Materials

1. Paper
2. Pencil
3. Crayons, markers, color pencils or paint

## Make your own color wheel

Draw a circle and divide it into 6 equal parts. Fill in the color wheel with the appropriate colors to help demonstrate your knowledge of primary and secondary colors.

# Color Mixing



## Give it a try!

---

- Use paint or food coloring to mix your favorite colors! Be sure to mix two primary colors (red, yellow or blue) to create secondary colors ( green, orange or purple)

### Materials

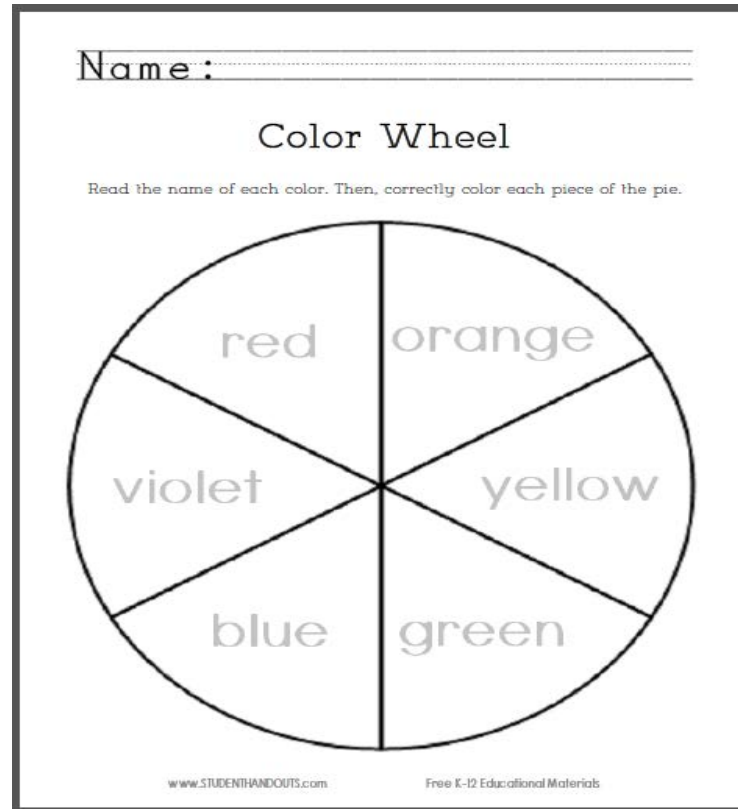
1. Red, yellow and blue paint or food coloring
2. Cups with water (if using food coloring)
3. Paper (if using paint)



**THANK YOU**

Thank you for tuning  
in! Remember to  
have fun & get  
creative!  
See you next time!

# RESOURCES



<https://i.pinimg.com/originals/b9/6f/99/b96f997d64db66da58a1d7f2994800fb.png>

# RESOURCES



[https://www.youtube.com/watch?v=\\_BHHf1-dmco](https://www.youtube.com/watch?v=_BHHf1-dmco)

# RESOURCES



[https://www.pinterest.com/search/pins/?rs=ac&len=2&q=color%20wheel%20activities&eq=color%20wheel%20ac&etslf=5083&term\\_meta\[\]=color%7Cautocomplete%7C0&term\\_meta\[\]=wheel%7Cautocomplete%7C0&term\\_meta\[\]=activities%7Cautocomplete%7C0](https://www.pinterest.com/search/pins/?rs=ac&len=2&q=color%20wheel%20activities&eq=color%20wheel%20ac&etslf=5083&term_meta[]=color%7Cautocomplete%7C0&term_meta[]=wheel%7Cautocomplete%7C0&term_meta[]=activities%7Cautocomplete%7C0)