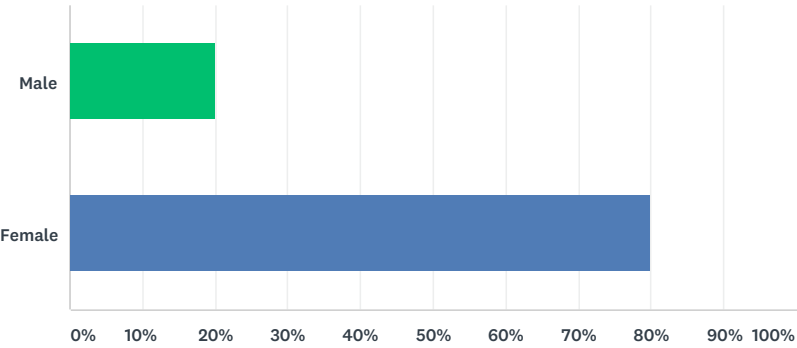


Q1 What is your gender?

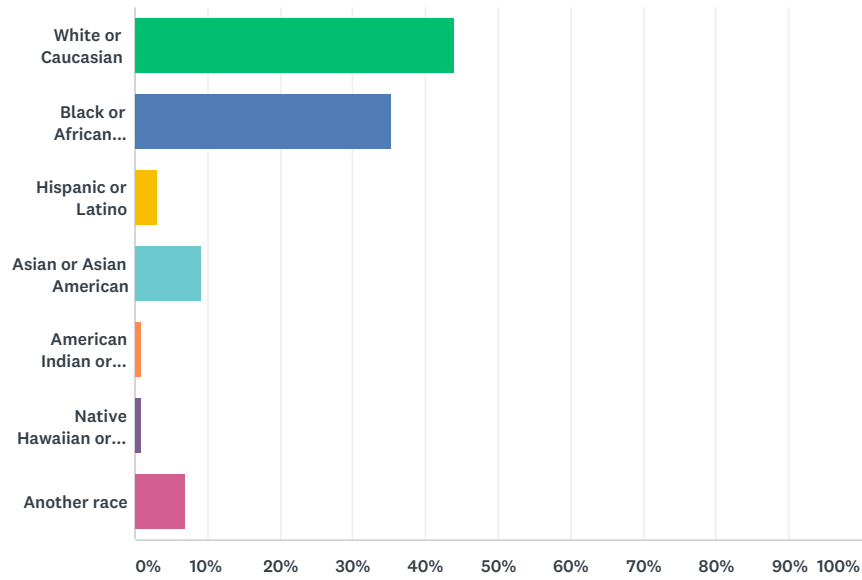
Answered: 130 Skipped: 0



ANSWER CHOICES	RESPONSES	
Male	20.00%	26
Female	80.00%	104
TOTAL		130

Q2 What ethnic group describes you best?

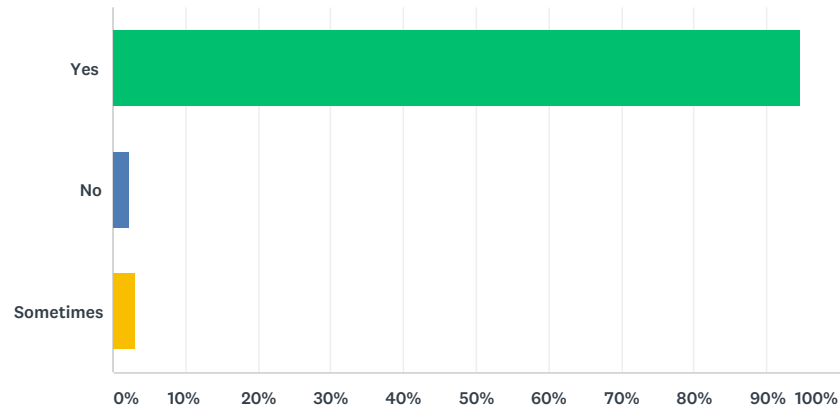
Answered: 130 Skipped: 0



ANSWER CHOICES	RESPONSES	
White or Caucasian	43.85%	57
Black or African American	35.38%	46
Hispanic or Latino	3.08%	4
Asian or Asian American	9.23%	12
American Indian or Alaska Native	0.77%	1
Native Hawaiian or other Pacific Islander	0.77%	1
Another race	6.92%	9
TOTAL		130

Q3 Do you have internet access at home?

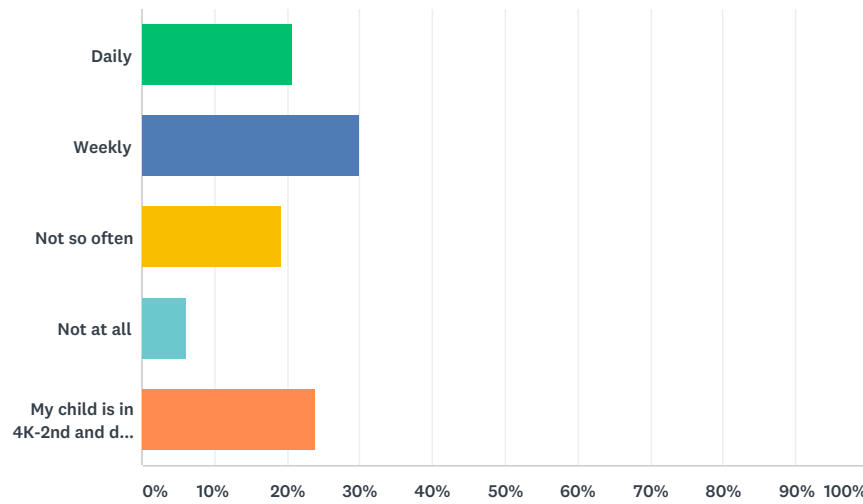
Answered: 130 Skipped: 0



ANSWER CHOICES	RESPONSES	
Yes	94.62%	123
No	2.31%	3
Sometimes	3.08%	4
TOTAL		130

Q4 How often do you use the Power School to check your child's progress?

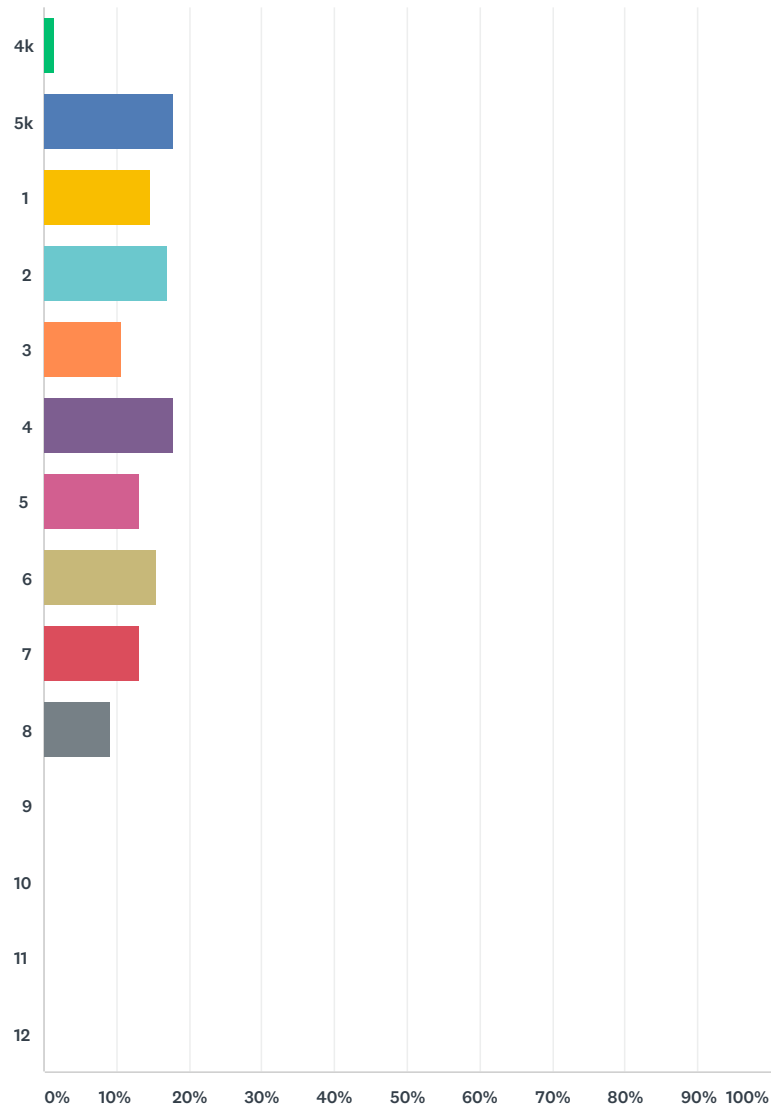
Answered: 130 Skipped: 0



ANSWER CHOICES	RESPONSES	
Daily	20.77%	27
Weekly	30.00%	39
Not so often	19.23%	25
Not at all	6.15%	8
My child is in 4K-2nd and does not use Power School	23.85%	31
TOTAL		130

Q5 What grade/s is your child enrolled?

Answered: 130 Skipped: 0



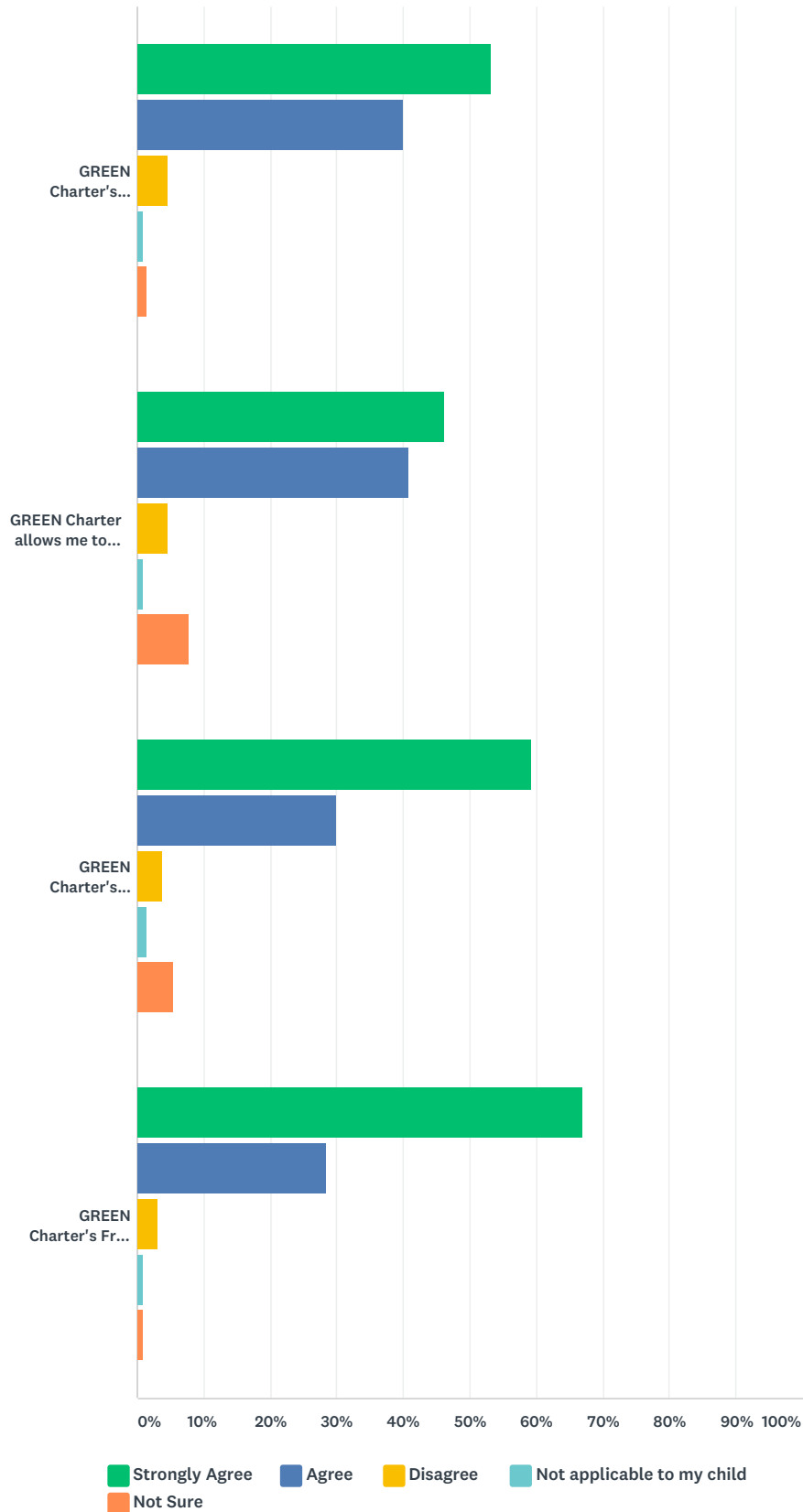
ANSWER CHOICES	RESPONSES	
4k	1.54%	2
5k	17.69%	23
1	14.62%	19
2	16.92%	22
3	10.77%	14
4	17.69%	23
5	13.08%	17
6	15.38%	20
7	13.08%	17
8	9.23%	12
9	0.00%	0
10	0.00%	0

Green Charter School of the Midlands

11	0.00%	0
12	0.00%	0
Total Respondents: 130		

Q6 Please choose the best option for the following questions.

Answered: 130 Skipped: 0

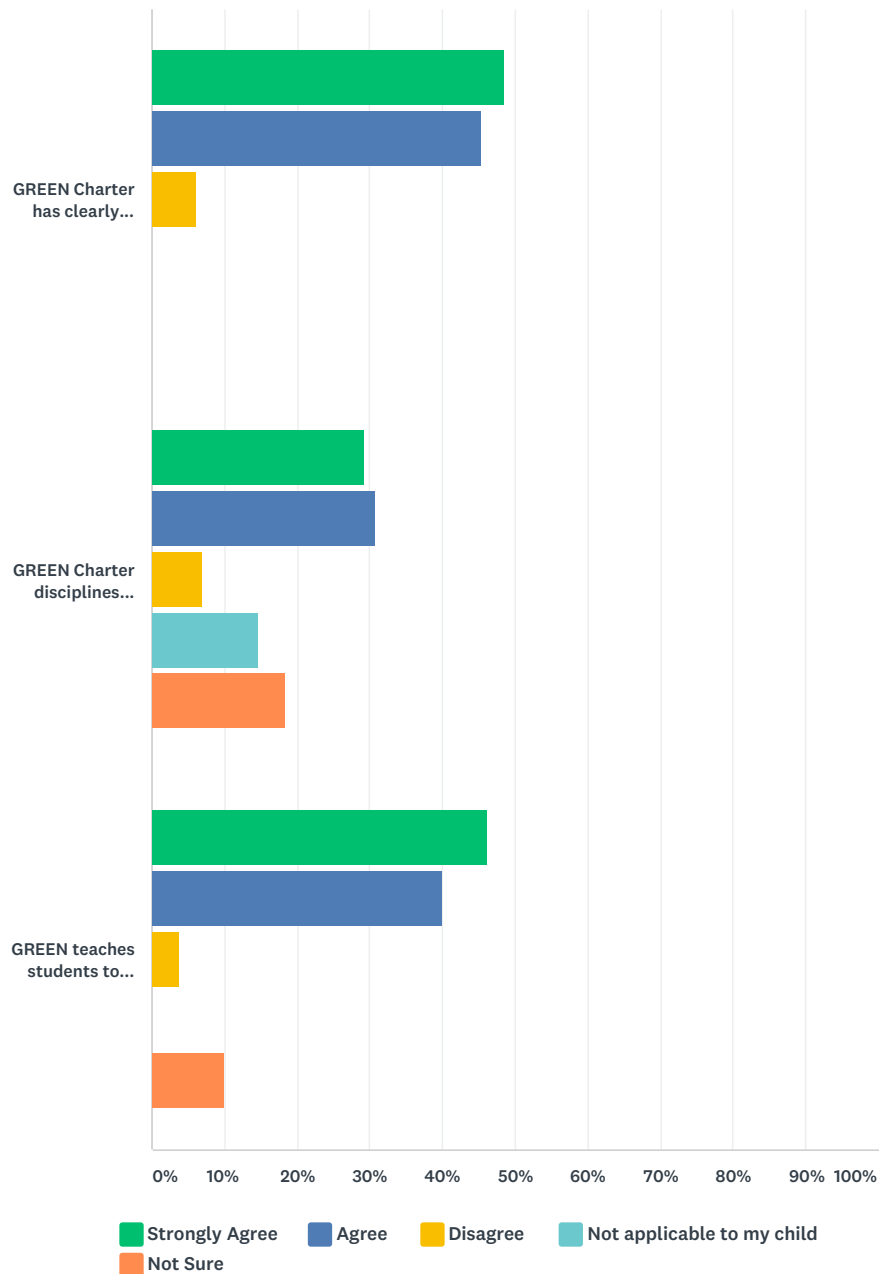


Green Charter School of the Midlands

	STRONGLY AGREE	AGREE	DISAGREE	NOT APPLICABLE TO MY CHILD	NOT SURE	TOTAL	WEIGHTED AVERAGE
GREEN Charter's Teachers and Coaches respond promptly to my emails and concerns.	53.08% 69	40.00% 52	4.62% 6	0.77% 1	1.54% 2	130	1.58
GREEN Charter allows me to express my opinion and voice my concerns.	46.15% 60	40.77% 53	4.62% 6	0.77% 1	7.69% 10	130	1.83
GREEN Charter's Administrative Team is available and supportive of my child's success at GREEN.	59.23% 77	30.00% 39	3.85% 5	1.54% 2	5.38% 7	130	1.64
GREEN Charter's Front Office is friendly and responds to questions I may have.	66.92% 87	28.46% 37	3.08% 4	0.77% 1	0.77% 1	130	1.40

Q7 Please choose the best option for the following questions.

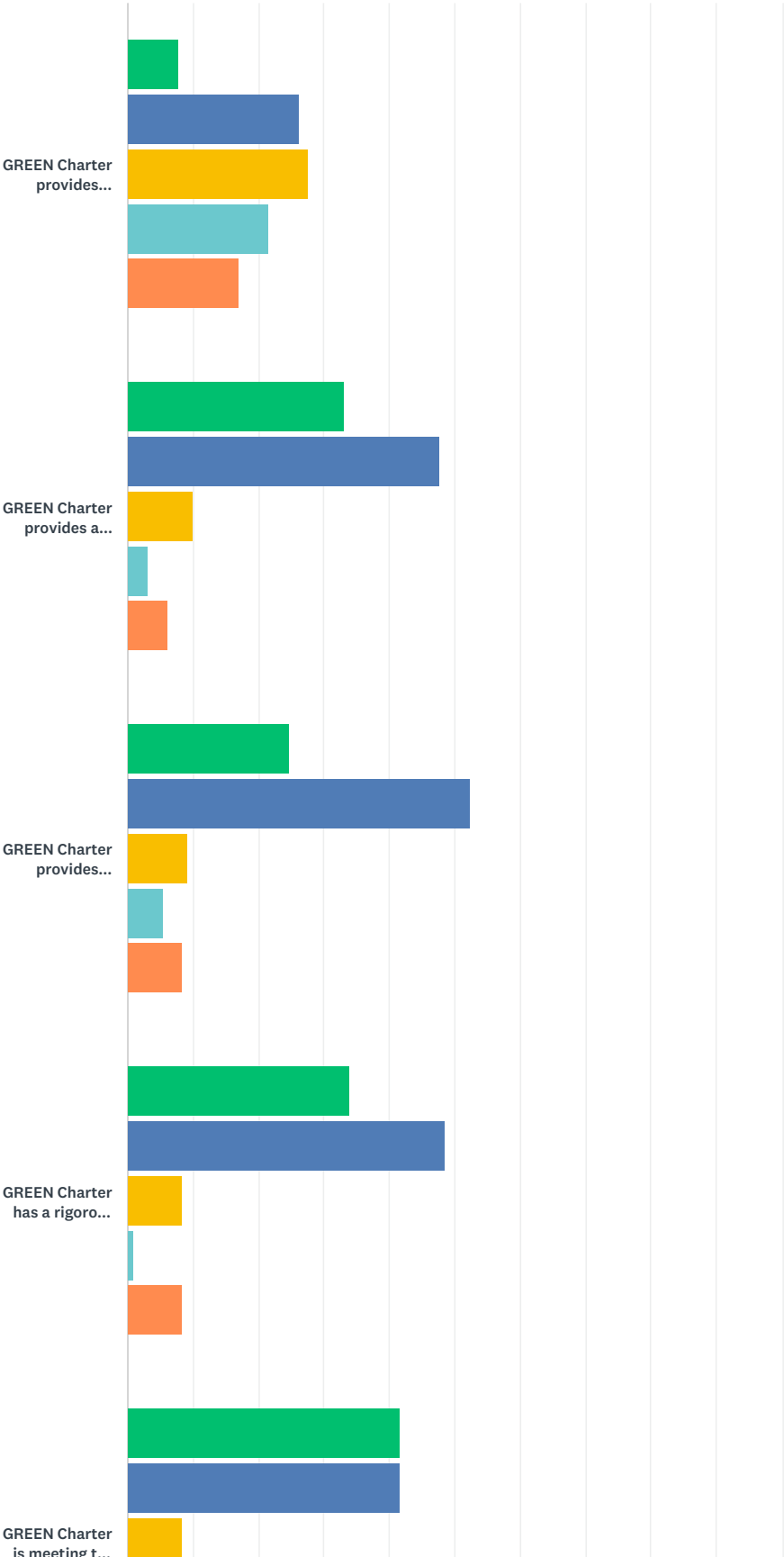
Answered: 130 Skipped: 0



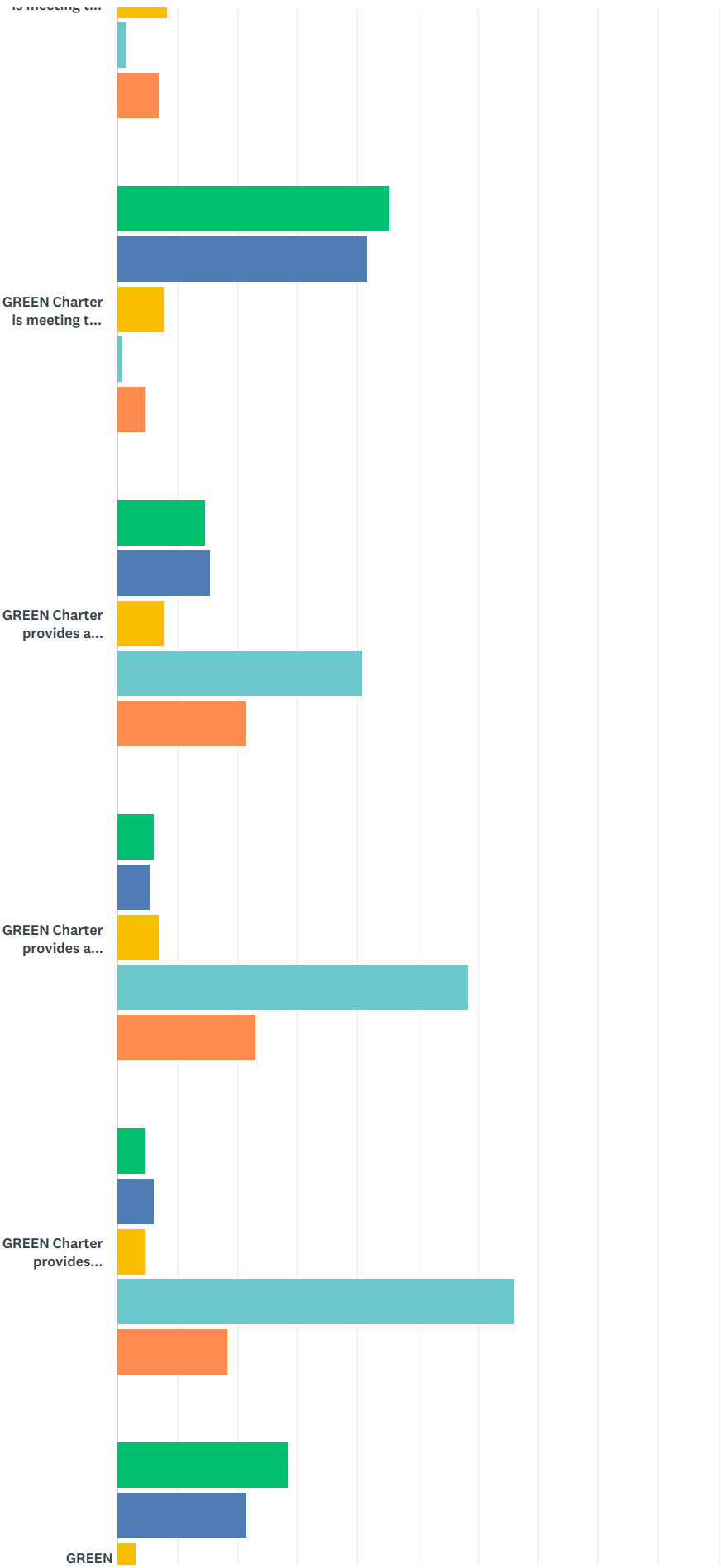
	STRONGLY AGREE	AGREE	DISAGREE	NOT APPLICABLE TO MY CHILD	NOT SURE	TOTAL	WEIGHTED AVERAGE
GREEN Charter has clearly communicated the rules and expectations of the school.	48.46% 63	45.38% 59	6.15% 8	0.00% 0	0.00% 0	130	1.58
GREEN Charter disciplines students fairly.	29.23% 38	30.77% 40	6.92% 9	14.62% 19	18.46% 24	130	2.62
GREEN teaches students to value, respect, and tolerate differences in others.	46.15% 60	40.00% 52	3.85% 5	0.00% 0	10.00% 13	130	1.88

Q8 Please choose the best option for the following questions.

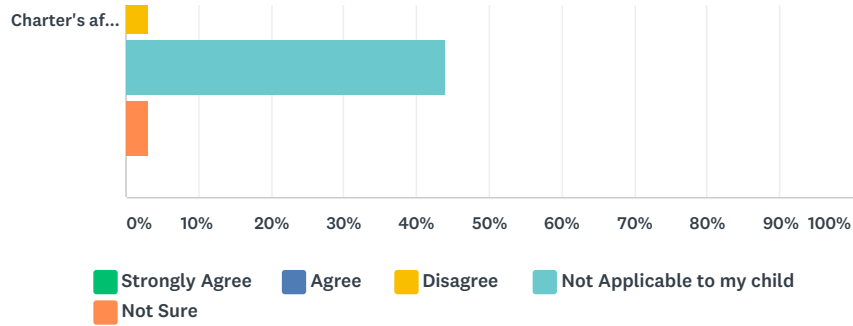
Answered: 130 Skipped: 0



Green Charter School of the Midlands



Green Charter School of the Midlands



	STRONGLY AGREE	AGREE	DISAGREE	NOT APPLICABLE TO MY CHILD	NOT SURE	TOTAL	WEIGHTED AVERAGE
GREEN Charter provides students with athletic opportunities.	7.69% 10	26.15% 34	27.69% 36	21.54% 28	16.92% 22	130	3.14
GREEN Charter provides a variety related arts choices for my child.	33.08% 43	47.69% 62	10.00% 13	3.08% 4	6.15% 8	130	2.02
GREEN Charter provides students with extra curricular opportunities.	24.62% 32	52.31% 68	9.23% 12	5.38% 7	8.46% 11	130	2.21
GREEN Charter has a rigorous curriculum.	33.85% 44	48.46% 63	8.46% 11	0.77% 1	8.46% 11	130	2.02
GREEN Charter is meeting the social-emotional needs of my child.	41.54% 54	41.54% 54	8.46% 11	1.54% 2	6.92% 9	130	1.91
GREEN Charter is meeting the academic needs of my child.	45.38% 59	41.54% 54	7.69% 10	0.77% 1	4.62% 6	130	1.78
GREEN Charter provides a variety of AP (Advanced Placement) choices for my child.	14.62% 19	15.38% 20	7.69% 10	40.77% 53	21.54% 28	130	3.39
GREEN Charter provides a strong college counseling program.	6.15% 8	5.38% 7	6.92% 9	58.46% 76	23.08% 30	130	3.87
GREEN Charter provides excellent guidance with high school course selection and graduation plans.	4.62% 6	6.15% 8	4.62% 6	66.15% 86	18.46% 24	130	3.88
GREEN Charter's after school tutoring and intervention programs have benefited my child.	28.46% 37	21.54% 28	3.08% 4	43.85% 57	3.08% 4	130	2.72