


How To Check Your JUT Credit Hours

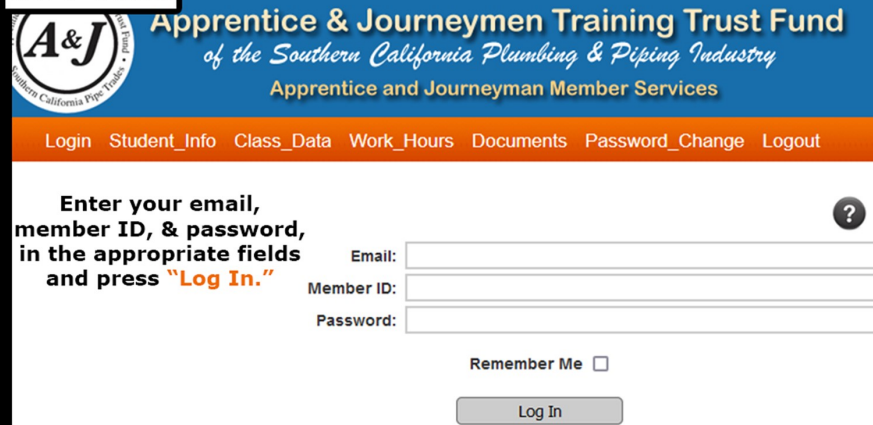
www.ajtraining.org

STEP ONE:



Underneath the **"Members"** tab in the orange menu bar above; click the **"Apprentice & Journeymen Login"** button in the dropdown menu.

STEP TWO:



Enter your email, member ID, & password, in the appropriate fields and press **"Log In."**

Email:

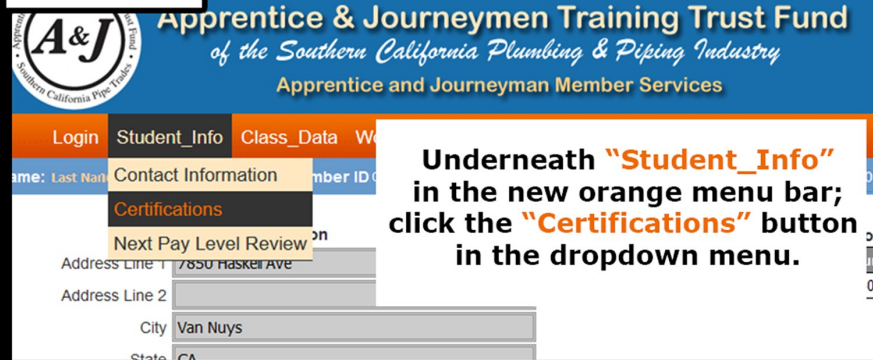
Member ID:

Password:

Remember Me ☐

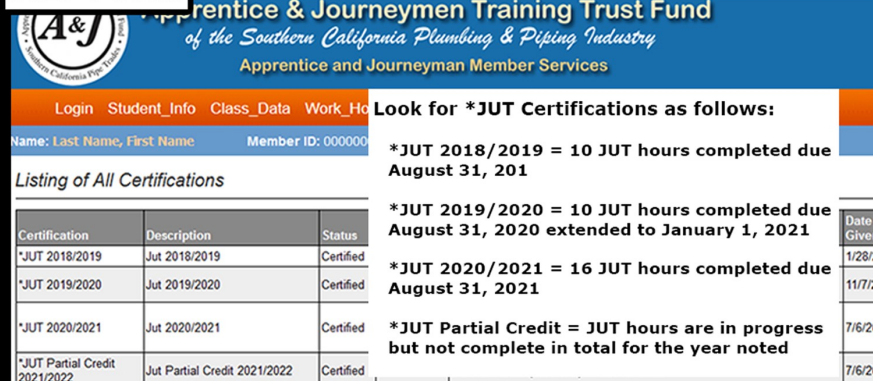
Log In

STEP THREE:



Underneath **"Student_Info"** in the new orange menu bar; click the **"Certifications"** button in the dropdown menu.

STEP FOUR:



Look for ***JUT Certifications** as follows:

***JUT 2018/2019 = 10 JUT hours completed due August 31, 201**

***JUT 2019/2020 = 10 JUT hours completed due August 31, 2020 extended to January 1, 2021**

***JUT 2020/2021 = 16 JUT hours completed due August 31, 2021**

***JUT Partial Credit = JUT hours are in progress but not complete in total for the year noted**

Certification	Description	Status
*JUT 2018/2019	Jut 2018/2019	Certified
*JUT 2019/2020	Jut 2019/2020	Certified
*JUT 2020/2021	Jut 2020/2021	Certified
*JUT Partial Credit 2021/2022	Jut Partial Credit 2021/2022	Certified

Date Given
1/28/21
11/7/20
7/6/20
7/6/20