

APPLICATION OPEN FEBRUARY 3 - APRIL 15

→ WHO WE ARE

Our vision is that every child has access to a quality education. Since 2000, ACE has provided more than 94,000 scholarships to children from lower-income families totaling over \$257 million and established partnerships with over 1,100 private schools across the country. Since launching in Texas in 2017, ACE families have accepted more than 7,800 scholarships totaling nearly \$19 million. ACE Scholarships has also established partnerships with 248 partner schools throughout the state.

→ WHAT WE DO

Our mission is to advance K-12 educational freedom, with a focus on securing financial support for families so they may access the quality education of their choice.

DOES MY CHILD QUALIFY FOR A SCHOLARSHIP?

ACE scholarships are based solely on the family's total income, both taxable (which is line 9 on the 1040 for those who file) and nontaxable. See the chart for ACE Scholarships' financial eligibility.

ACE SCHOLARSHIPS - FINANCIAL GUIDELINES

Persons in Family/Household	2025 Poverty Guideline	ACE Maximum Qualifying Income: 350%
2	\$21,150	\$74,025
3	\$26,650	\$93,275
4	\$32,150	\$112,525
5	\$37,650	\$131,775
6	\$43,150	\$151,025
7	\$48,650	\$170,275
8	\$54,150	\$189,525
9	\$59,650	\$208,775
10	\$65,150	\$228,025

For families/households with more than 10 persons, add \$5,500 for each additional person.

Figures posted by US Department of Health and Human Services at:
<https://aspe.hhs.gov/topics/poverty-economic-mobility/poverty-guidelines>

HOW MUCH ARE THE SCHOLARSHIPS?

ACE Scholarships are partial tuition, intended to provide added assistance lower-income families may need to enroll their child in a private school. Standard ACE award amounts are \$2,000 for K-8 and \$3,000 for high school, not to exceed 50% of private school tuition, yet may vary dependent upon unique circumstances. Families are responsible for working out a payment plan with the school for the remainder of the tuition.

Changing Education Changes Everything

→ WHICH SCHOOLS PARTICIPATE?

A wide variety of private schools partner with ACE Scholarships. It is up to the families of potential scholarship recipients to select the best school for their child. To see a complete list of schools in Texas, please visit our website. Don't see your private school choice on our list? Have the school reach out to us to inquire about partnering with ACE.

→ DOES THE ACE SCHOLARSHIP FOLLOW MY CHILD?

An ACE Scholarship is transferable among ACE partner schools. Award amounts may change, however, based on school's tuition.

→ HOW DO I APPLY?

The application for an ACE scholarship is completed on a website called FACTS at the link and QR code below. The application will be open from Monday, February 3 through Tuesday, April 15 at 11:59 p.m. (in the time zone in which the school you are applying with resides).

FOR FAMILIES NEW TO THE SCHOLARSHIP OPPORTUNITY



1. Confirm that you qualify for an ACE scholarship based on the financial guidelines listed in the chart on the front.
2. Identify the right ACE partner private school for your child.
3. Complete the school's application and enrollment process for your child. If the school you are applying to also uses FACTS for their school application, you will use your same FACTS username to apply to both ACE as well as the school. You must complete an application for ACE Scholarships separate from your school application.
4. Answer all application questions and submit. You may upload supporting documents later; however, they must be submitted before 11:59 pm on the April 15 deadline in order for the application to be considered complete and eligible for a scholarship.

FOR FAMILIES ALREADY RECEIVING THE SCHOLARSHIP



1. Complete the school's application and enrollment process for your child. If the school you are applying to also uses FACTS for their school application, you will use your same FACTS username to apply to both ACE as well as the school. You must use the same FACTS username as the previous school year and complete an application for ACE Scholarships separate from your school application. If the school you are applying to does not use FACTS for their school application, you must still use the same FACTS username as the previous school year.
2. Answer all application questions and submit prior to the deadline at 11:59 p.m. on April 15.

*It is imperative that the application is submitted and complete in order for your child to remain on scholarship.



To apply, visit: <https://online.factsmgmt.com/grant-aid/inst/4NGDB/landing-page>

For any questions on the process, please contact (856) 746-6521 OR txsupport@acescholarships.org. You will be routed to either ACE or FACTS depending on the nature of your question.



What Documents do I need to apply for ACE?

Depending on your responses to application questions some or all the following documents may be required.

2024 Federal Tax Return Pages 1&2 (For applicants who are newly applying to ACE in the 25-26 school year): Please submit pages 1&2 of the parent/legal guardians Federal Income Tax Return

- Form 1040 Pages 1&2 and numbered Schedules (1&3)

Nontaxable Income Documents (If Applicable):

- 2024 Social Security/Disability Income for parent/legal guardian & for all family members receiving benefits in the home (These documents must contain name that matches a name on the application, amount received & frequency)
 - 2024 Form SSA-1099 Social Security Benefit Statement(s)
 - A letter from the Social Security Administration with the monthly social security benefits amount
- 2024 Child Support Income (It must contain the child and parent/legal guardian's name)
 - Court ordered legal documents
 - A letter from the provider of your child support income for 2024
 - A screenshot or print out of frequency & dates noted for the 2024 child support income of the online Customer Portal
 - Notarized letter with 2024 monthly child support income
- 2024 SNAP (Supplemental Nutrition Assistance Program) Income
 - A screenshot or print out of the 2024 SNAP benefits income located under the case details of the online Customer Portal
 - Department of Children & Family Services (DCFS) letter with the 2024 monthly SNAP benefits income that includes the parent and child name
- 2024 TANF (Temporary assistance for needy families)
 - Notice of benefit for 2024 from the appropriate agency
- Housing Allowance (Military, Religious, Parsonage, etc.)
 - Benefit statement, enrollment, or payment letter from specific agency
- 2024 Worker's Compensation
 - A worker's compensation award letter

How Do I Submit Documents?

Upon submitting your application, you will automatically be taken to your Application Summary page. There is a required document section that will list the document requirements specific to your application. You will also receive an email listing the required documentation. That email has a link to bring you directly back to your Application Summary page.

- 1) To upload documents, you can click on either the **"Upload your required documents"** hyperlink at the top of your page or the **"Upload"** button in the Required Documents section.

Application Summary

Application Status
INCOMPLETE

Application ID: 1697043
2025-2026

The following step(s) are needed to complete your application:

[Upload your required documents](#)

Required Documents

[Help Videos](#)

Tax Documents

2024 Federal Tax Return

Form 1040
(Page 1)

Form 1040
(Page 2)

Supplemental Documents

Household Economic Survey
ACE Scholarships/Cornerstone Education
Scholarship

Jem

Parental Consent and Disclosure
ACE Scholarships/Cornerstone Education
Scholarship

Jem

☐ Not Submitted ☒ In Progress ☒ Complete

[Upload](#)

Institution Status

INSTITUTION

ACE Scholarships/Cornerstone Education Scholarship
Jem Nicholas

STATUS

Incomplete

[View Form](#)

[My Choices](#) [Contact Us](#)

- 2) Once you have selected either option, the Upload Documents page appears listing out documents to upload. Select which document you are uploading in Step 1, then click **Ready to Upload.** Pay careful attention to the tips on the right-hand side.

Document Upload

Upload Documents

Application ID: 1697043

Applicant: Karen Nicholas (***)-**-6787)

Co-Applicant: Jack Nicholas (***)-**-6798)

Address: PO Box 34231231 Wichita, KS 71717

1 Documents

Select the document(s) you want to upload

Tax Documents

Preview, Draft or State Copies of tax returns will not be accepted

☐ Entire Federal Tax Return or Form 1040

(View All)

Supplemental Documents

☐ Household Economic Survey - Jem (ACE Scholarships/Cornerstone Education Scholarship)

☐ Parental Consent and Disclosure - Jem (ACE Scholarships/Cornerstone Education Scholarship)

[Ready to Upload](#)

2 Upload

Select your document(s) before uploading

☐ PDF ☐ Images

[Back to Application Summary](#)

Tips for a successful upload

TAX

Good Example

Content fully in-frame, text clearly showing and minimal background

TAX

Blurry Photo

Hold the camera steady so the information is clearly visible. If scanning, rescans to get a clearer image

TAX

Cut Off Photo

Make sure all the content on document is visible before uploading

TAX

Excess Background

Hold your camera closer to the document so you can see as little of the background as possible. If scanning, crop out background

- 3) In Step 2, you can choose to upload either a PDF or an Image (JPEG) directly from your device. If you are choosing to upload an image, this image must be vertical, as horizontal images are not accepted. Once the image has been selected click the “Upload” button.



2 Upload

How do you want to provide your document(s)?


- For tax documents, PDFs generated by tax software are preferred

Image Instructions


- One page per image
- Position page directly underneath your camera on a flat surface

 PDF  Images

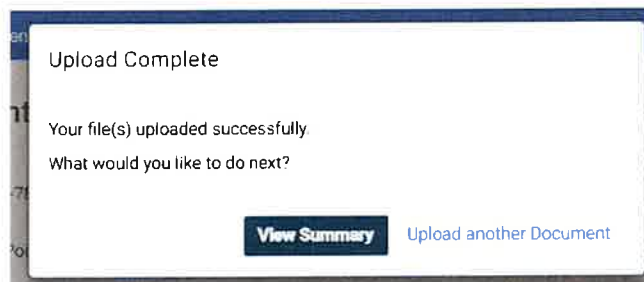
2 Upload

 Placeholder for Applicant Help Guide.pdf [Remove](#)

Upload



- 4) You will then receive a message once your document has been uploaded successfully. If you have additional documents to upload you can click “**Upload another Document**” and this will allow you to continue uploading documents to your application. An email confirmation that an upload has been made will also be generated to the email on file.



- 5) Once all documents have been uploaded and you have clicked the ‘**View Summary**’ button you will then land on the page below to see the document status updated. Please refer to the guide at the bottom for the document status.

Application Status

DOCUMENTS IN PROCESS

Application ID: 9897843

2025-2026

Your documents should be processed by 1/1/2025

Upload your required documents

Required Documents

Help Videos

Tax Documents

2024 Federal Tax Return

Form 1040 (Page 1)

Form 1040 (Page 2)

Supplemental Documents

Household Economic Survey

ACE Scholarships/Cornerstone Education Scholarship

Jem

Parental Consent and Disclosure

ACE Scholarships/Cornerstone Education Scholarship

Jem

Not Submitted

In Progress

Complete

Upload

History

Institution Status

INSTITUTION

ACE Scholarships/Cornerstone Education Scholarship

Jem Nicholas

STATUS

Documents In Progress

View Form

My Notices

Contact Us

- 6) Please allow 10 business days for document processing. Once documents have been processed, you will receive a notification asking for additional documentation if there is an issue or a notice you are complete if everything has been received. If you have any questions, please contact the application helpline at 856-746-6521.