

# Nonprofit Security Grant Program

## 2023 Tips



**FEMA**



# Disclaimer



© 2023 Jewish Community Relations Council of New York (JCRC-NY)

**Note: This presentation is based on information as of February 1, 2023, which may change. Applicants are urged to click to the official website for the latest and best information:**

<http://www.dhSES.ny.gov/grants/nonprofit/index.cfm>. This presentation was prepared before the NYS RFA, which has the final word.

The information herein reflects the best efforts by the JCRC-NY staff to provide answers to common questions regarding the FY2023 DHS Nonprofit Security Grant Program. Grant applicants are urged to revisit the JCRC-NY website ([www.jcrcny.org/securitygrants](http://www.jcrcny.org/securitygrants)) often since it is updated regularly as new information becomes available.

Applicants should carefully review all the grant information posted by NY DHSES (or their local SAA if they are outside NY) and consult their own legal counsel or other advisers during the preparation of their application. The following is being provided for educational and informational purposes only, without representation, guarantee or warranty of any kind. The JCRC-NY is not responsible for any injury, loss or damages to persons or property arising from the use or misuse of this information.

# Contents

(click on the link to go to the appropriate section)

---

## [Getting ready](#)

- [Eligibility](#)
- [Deadline](#)
- [Prequalifying and UEI](#)
- [Vulnerability assessments](#)

## [What you can do with your grant](#)

- [Allowable equipment](#)
- [Training, Planning, Drills and Exercises](#)
- [Contracted security](#)
- [Cybersecurity](#)

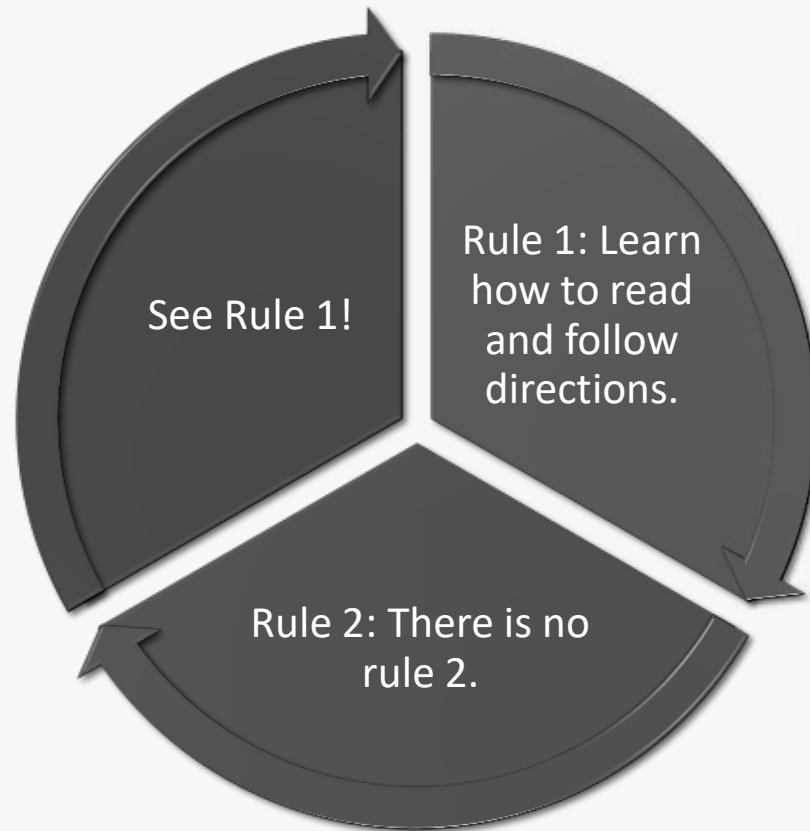
## [Investment Justification](#)

- [Background](#)
- [Risk](#)
- [Facility hardening](#)
- [Milestones, Project management, Impact](#)

## [Scoring](#)

# Don't lose points or worse

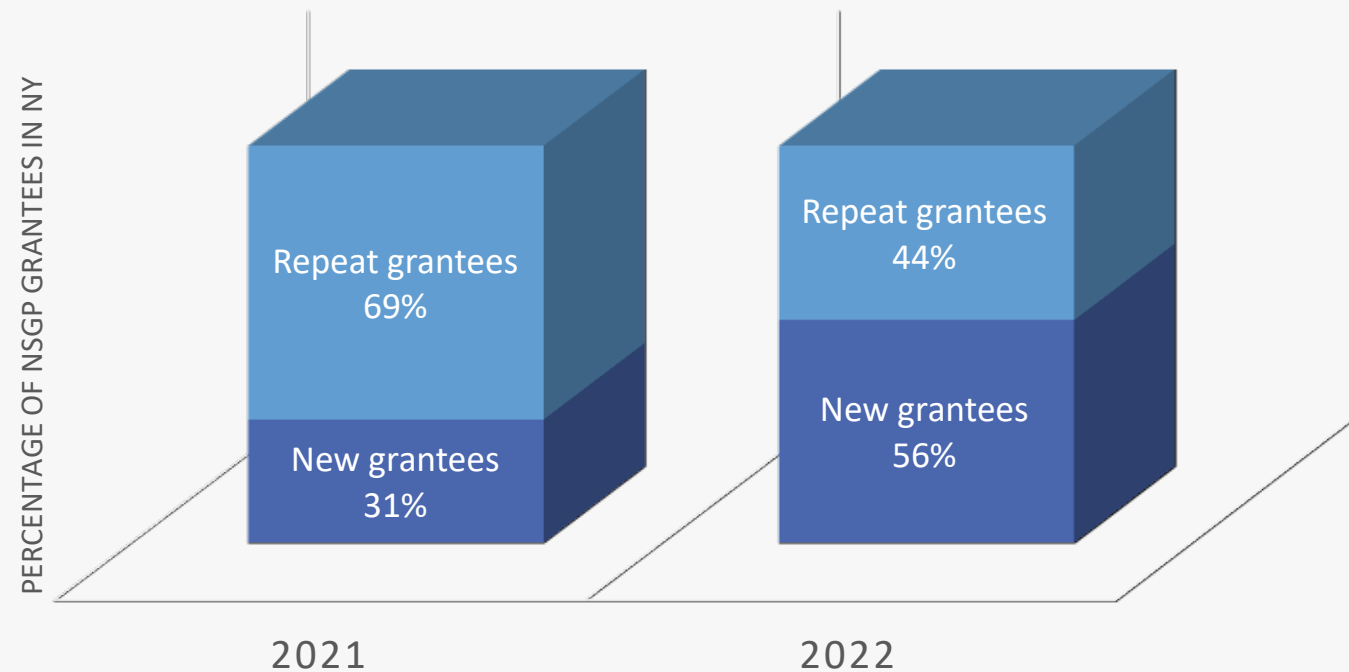
---



This year, over 350 at-risk NY state nonprofits are likely to win NSGP grants to make their facilities more secure. Your chances are better than ever.

---

**IF YOU'VE NEVER WON A GRANT,  
NOW IS YOUR CHANCE!**



# Waiting for details

- We estimate that the NY Applications will be due **April 20, 2023 by 5:00 PM.**
- Download the NY DHSES [NSGP Getting Started Guide](#).
- Download the [NYS DHSES FY2023 NSGP Request for Applications \(RFA\)](#). NY organizations should check <https://www.dhses.ny.gov/nonprofit-programs> often. It is the official website for the NSGP and all of the material found there is definitive. Contact DHSES at 1-866-837-9133 or email them at [Grant.Info@dhses.ny.gov](mailto:Grant.Info@dhses.ny.gov).
- [DHS/FEMA 2023 Nonprofit Security Grant Program \(NSGP\) Subapplicant Quick Start Guide](#) (Don't worry, they call you a "subapplicant")
- Successful grantees will have to complete additional paperwork, including an Environmental and Historic Preservation (EHP) submission. Even if you do everything expeditiously and correctly, do not expect to be able to access the funding until after January 2024.
- *Applicants in other states should consult with their own authorities.* Click to the [State Administrative Agency \(SAA\) Contact List](#) to find the right contact for your state.
- ***You will only be reimbursed for equipment purchased after you have a signed and registered contract.***



# FY 2023 Funding

## How much funding will be made available through the NSGP in FY22?

Under the FY23 NSGP, Congress appropriated **\$305 million** across the two funding streams for nonprofits, including 5% of award amounts for SAA Management & Administration (M&A).

### NSGP-Urban Area (NSGP-UA)

Funded nonprofit organizations physically located within one of the FY 2023 Urban Area Security Initiative (UASI)-designated urban areas



- **\$152.5 million** for NSGP-UA, an increase of \$27.5M from FY 2022
  - **\$7.6 million** designated for SAA M&A
- **\$150,000** per site

### NSGP-State (NSGP-S)

Funded nonprofit organizations physically located outside of the FY 2023 Urban Area Security Initiative (UASI)-designated urban areas



- **\$152.5 million** for NSGP-UA, an increase of \$27.5M from FY 2022
  - **\$7.6 million** designated for SAA M&A
- **\$150,000** per site



**FEMA**

# NSGP Overview: Eligibility

## What type of entities/organizations are eligible to apply under NSGP?

*The list below is not exhaustive and only provides examples of potential eligible organizations, all of which **must** be nonprofits.*

- |   |   |
|---|---|
|  Houses of worship              |  Shelters/crisis centers |
|  Educational facilities         |  Event venues            |
|  Medical facilities             |  Science organizations   |
|  Senior centers/care facilities |  Camps                   |
|  Community/social service       |  Museums                 |

Eligible organizations are registered 501(c)(3) nonprofits or otherwise are organizations as described under 501(c)(3) of the Internal Revenue Code (IRC) and tax-exempt under section 501(a) of the IRC.

## What type of entities/organizations are not eligible to apply under NSGP?

- |  |  |
|--|--|
|  Utility companies                    |  Organizations active in politics/lobbying            |
|  Governmental entities                |  For-profit venues, stadiums, amusement parks, etc.   |
|  For-profit hospitals                 |  Homeowner associations, labor unions, etc.           |
|  For-profit colleges/universities     |  For-profit transportation entities                   |
|  Volunteer fire departments          |  Municipal/public schools (elementary, middle, high) |
|  Kiwanis, Rotary, Lions Clubs, etc. |  |



FEMA

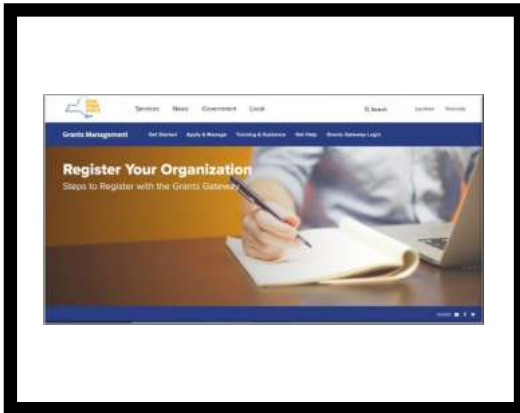


# Multiple sites



1. **Only one nonprofit can apply per building/facility/physical structure/address.** However, the request and subsequent security enhancements may benefit nonprofits who cohabitate/operate in/from the same location. Multiple requests for federal assistance from the same physical address/building/facility/ structure will all be deemed ineligible.
2. Each nonprofit may only **represent one site/location/physical address per application.** *For example, a nonprofit with one site may apply for up to \$150,000 for that site.*
3. Nonprofits with **multiple sites (multiple locations/physical addresses) may choose to apply for additional sites at up to \$150,000 per site** for a maximum of three sites, not to exceed \$450,000 per funding stream (NSGP-S and NSGP-UA) and per state. *For example, a nonprofit organization with locations in multiple states may apply for up to three sites within each state and funding stream (three sites for NSGP-S and three sites for NSGP-UA per state).*
4. If a nonprofit sub-applicant applies for projects at multiple sites, regardless of whether the projects are similar in nature, each individual site must include an assessment of the vulnerability and risk unique to each site. That is, **one vulnerability assessment per location/physical address. Failure to do so may be cause for rejection of the application.**
5. **For organizations with sites both within the Urban Area and outside:** Applicants may submit up to six (6) Investment Justifications with one (1) unique Investment Justification form and required documents for each unique physical location/address. Each Investment Justification can request up to \$150,000 per location, with an upper limit of \$450,000 per organization across six (6) unique physical locations/addresses, with a maximum of three (3) submissions to each funding stream (NSGP-UA and NSGP-S). The amount of funding requested, and number of submissions, may not exceed these limits.

# Confused?? Cyber-phobic?? You need 2 accounts. Relax, you can do it.



1

Whether you are applying for a NY State or a federal grant you will need to:

**Prequalify** using *Grants Gateway* and upload documents into a *Document Vault*. Once you are prequalified you should print out the *Status Report* to submit with your application package.

<https://grantsmanagement.ny.gov/register-your-organization>



2

**Submit** your application and the required attachments online, via *E-Grants*. ([Register with this form](#)). There is a great tutorial available to help you navigate the process. When you are ready to submit, simply open the tutorial in one window and E-Grants in another. Use the E-Grants tutorial that will be available at:

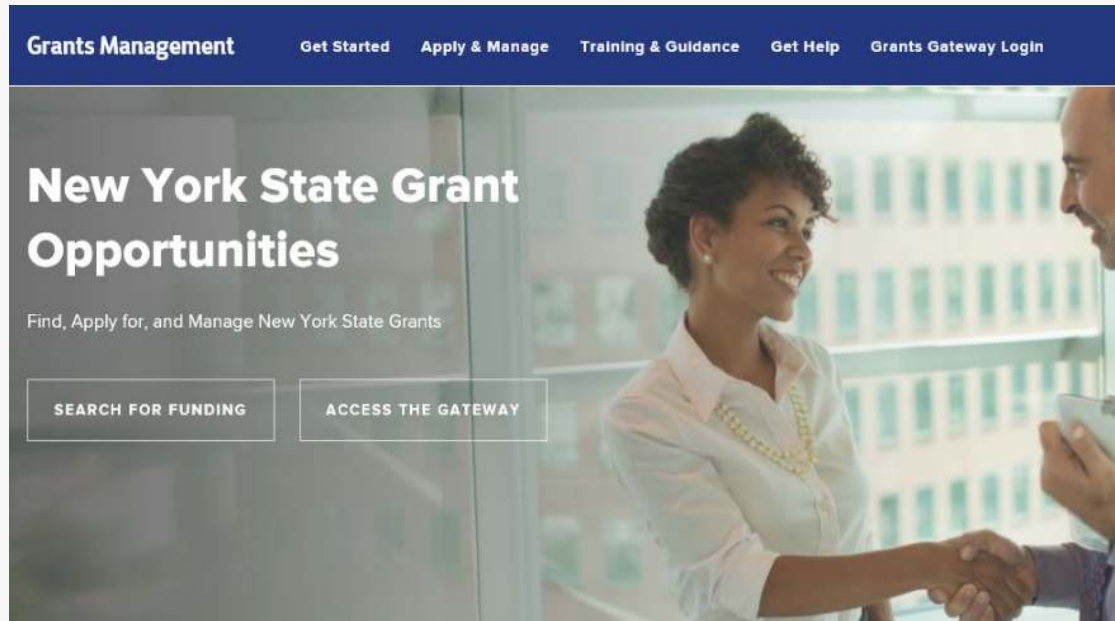
<http://www.dhses.ny.gov/grants/nonprofit/nsgp.cfm>

Each system (Grants Gateway and E-Grants) requires advanced registration, a unique account name and a password.

**Don't wait until the last minute!**



# Prequalification



<https://grantsmanagement.ny.gov/>

You must “Prequalify” in **New York State**. Organizations must be registered in the Grants Gateway to compete for New York State grants. To register an organization, send a complete [Registration Form for Administrators](#) and accompanying documentation by email to [grantsreform@its.ny.gov](mailto:grantsreform@its.ny.gov).

After you register you will receive an account sign-in and password. You will then have to upload required documents.

For more help click to the [CSI FAQ's](#), the [Grants Gateway Registration and Prequalification presentation](#) and their [Tutorial for Religious Corporations](#).

Organizations that were previously prequalified, must maintain prequalification status in order to apply for funds. Please ensure all financial documentation in your document vault is current and will not be expiring in the near future. **Organizations with expired documentation will not be considered for funding.**

# Unique Entity Identifier (UEI)

UPDATE!

**Obtain a Unique Entity Identifier (UEI)** - Nonprofit organizations must obtain / request a UEI number. DUNS numbers are no longer valid.

- For FY2023 NSGP applicants, FEMA has indicated that applications will be accepted if the organization does not yet have a UEI, however, a UEI must be obtained and verified by DHSES prior to receiving an award.
- For more information, please visit: <https://sam.gov/content/duns-uei>

## Watch on YouTube

Learn [how to get a Unique Entity ID](#) without needing to complete an entity registration on SAM.gov.



This is a reimbursement grant:  
bridge loans are available to Jewish  
organizations in NYC, Westchester and  
Long Island.

- If your organization is awarded a grant, you will have to advance the funds for the items purchased and submit proof of installation and payment in order to be reimbursed.
- You will only be reimbursed for items purchased (according to NY State rules) and installed after you sign your contract.
- Jewish organizations in the NYC area may apply to the *HFLS Security Infrastructure Fund* for a bridge loan to cover these costs. [Click here for more information and to apply.](#)





The vulnerability assessment is a documented review of your facility that identifies gaps in security. Addressing gaps as they are identified in the vulnerability assessment keeps a facility and its occupants, visitors, or members safer. This document is the foundation of an NSGP application.

# Your vulnerability assessment





## Assessment resources



### OUTSIDE SOURCES:

1. Jewish organizations in NYC, LI & Westchester:  
[www.jcrcny.org/services-requests](http://www.jcrcny.org/services-requests)
2. Credentialed, *independent* professional (e.g., CPP, PSP)
3. Local police crime prevention survey. (In NYC, click to the [NYPD Precinct Page](#) and select your precinct to find the contact information for your precinct crime prevention officer; or [crimeprevention@nypd.org](mailto:crimeprevention@nypd.org))
4. DHS CISA Region 2 Protective Security Advisor  
([CISA.IOD.REGION.R02\\_Operations@cisa.dhs.gov](mailto:CISA.IOD.REGION.R02_Operations@cisa.dhs.gov))

### SELF-ASSESSMENT TOOLS:

1. [CISA Houses of Worship Security Self-Assessment Tool](#)
2. CISA [K-12 School Security Survey](#) (3<sup>rd</sup> Edition 2022)
3. New Jersey Office of Homeland Security and Preparedness Critical Infrastructure Protection Bureau: [Facility Self-Assessment Tool](#)
4. [Secure Community Network \(SCN\) NSGP Threat, Vulnerability & Risk Assessment \(TVRA\) Tool](#)
5. [Potential Indicators, Common Vulnerabilities, and Protective Measures: Religious Facilities](#)

# Vulnerability Assessment requirements



## Homeland Security and Emergency Services

- A separate site-specific vulnerability assessment must be provided for each site for which funding is requested.
- The vulnerability assessment must contain the site's **physical address**, which must match the physical address provided in the IJ and in the Workplan of your E-Grants application.
- Each and every project being requested in the IJ must be clearly linked to a security vulnerability identified in the vulnerability assessment. **Requested projects that are not reflected as vulnerabilities in the assessment will not be funded.**
- The vulnerability assessment must accurately and completely reflect the site's security vulnerabilities at the time your application is submitted. An assessment containing outdated or inaccurate information may be considered invalid.

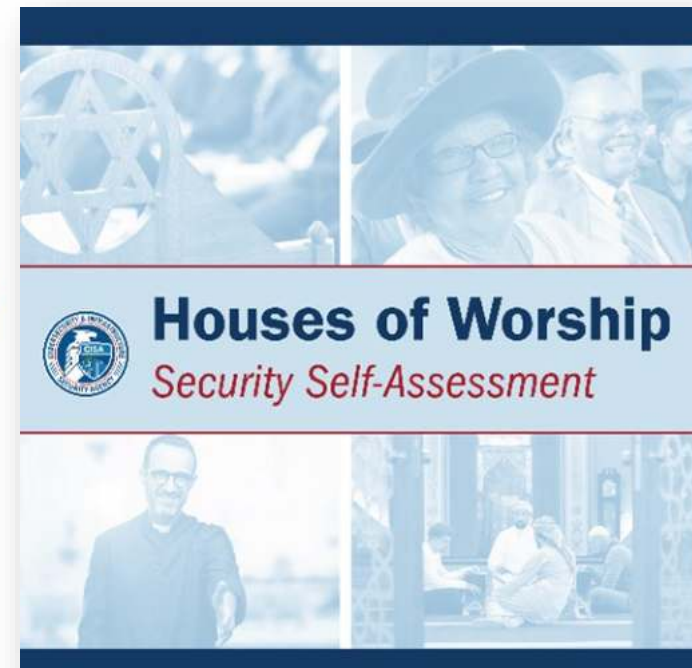
Source: NYS DHSES Request for Applications, p. 8-9.





# Self-assessment

| Question   | Access Control/Entry Control   |   |   |  |  |
|--|--|---|---|--|--|
|  | Very Low   | Low   | Medium  | High   | Very High  |
| 37. Are doors to the facility closed and locked during services to prevent unauthorized access and limit the possibility of an intruder? | Doors and windows to the house of worship and almost all administrative areas are always unlocked. A cash room or fellowship hall/meeting room is normally locked when not in use. | Doors and windows to the house of worship are usually unlocked. Administrative areas are normally locked when not occupied. A cash room or fellowship hall/meeting room is normally locked when not in use. | Doors and windows to the house of worship are usually locked when not occupied. Administrative areas are locked when not occupied. A cash room or fellowship hall/meeting room is locked when not in use. | Doors and windows to the house of worship are usually locked when not occupied. Administrative areas are locked when not occupied and also when only one or two people are onsite. A cash room is always locked, even when occupied and a two-person rule is in place. A fellowship hall/meeting room is locked when not in use. | Doors and windows to the house of worship are locked when not occupied. The doors are unlocked for a period of time before and after primary worship services, but they are attended during services so that anyone entering the building after the start time will be recognized by ushers. Administrative areas are locked when not occupied and also when only one or two people are onsite. A cash room is always locked, even when occupied, and a two-person rule is in place. A fellowship hall/meeting room is locked when not in use and are locked when practical during times of use. |



Remember: Projects listed on the Investment Justification must be supported by vulnerabilities highlighted in your assessment.

<https://www.cisa.gov/publication/houses-worship-security-self-assessment>









# What can you do with your grant dollars?






Equipment, guards, planning, training

# NSGP Overview: Allowable vs. Unallowable Expenditures

## Allowable Examples

-  Access controls
-  Bollards, barriers, and fences
-  Blast-resistant doors, windows, etc.
-  Contract security
-  CCTV
-  Management & Administration (M&A)

## Unallowable Examples

-  License plate readers
-  Weapons and/or weapons training
-  Facial recognition software
-  General expenses, salaries, OT
-  Knox boxes
-  Proof-of-concept initiatives/studies



FEMA



## Equipment restrictions (list not exhaustive)



ZTE

Hytera



**HIKVISION**  
**dahua**  
TECHNOLOGY

- Reimbursement of pre-award security expenses;
- Cameras for license plate readers/license plate reader software;
- Cameras for facial recognition software;
- Weapons or weapons-related training;
- Equipment produced by Huawei Technologies Company or ZTE Corporation, Hytera Communications Corporation, Hangzhou Hikvision Digital Technology Company, or Dahua Technology Company (or any subsidiary or affiliate of such entities). For more information see: [Prohibitions on Expending FEMA Award Funds for Covered Telecommunications Equipment or Services \(Interim\) FEMA Policy #405-143-1](#), or superseding document.

# Contracted Security

---

Contracted security personnel are allowed under this program only as described in the NOFO and Manual and comply with guidance set forth in [IB 421b](#) and [IB 441](#). NSGP funds may not be used to purchase equipment for contracted security. The recipient must be able to sustain this capability in future years without NSGP funding, and a sustainment plan will be required as part of the closeout package for any award funding this capability.

Additionally, NSGP recipients and subrecipients may not use more than 50 percent of their awards to pay for personnel activities unless a waiver is approved by FEMA. For more information on the 50 percent personnel cap and applicable procedures for seeking a waiver, please see [IB 421b, Clarification on the Personnel Reimbursement for Intelligence Cooperation and Enhancement of Homeland Security Act of 2008 \(Public Law 110-412 – the PRICE Act\)](#).



# Cybersecurity

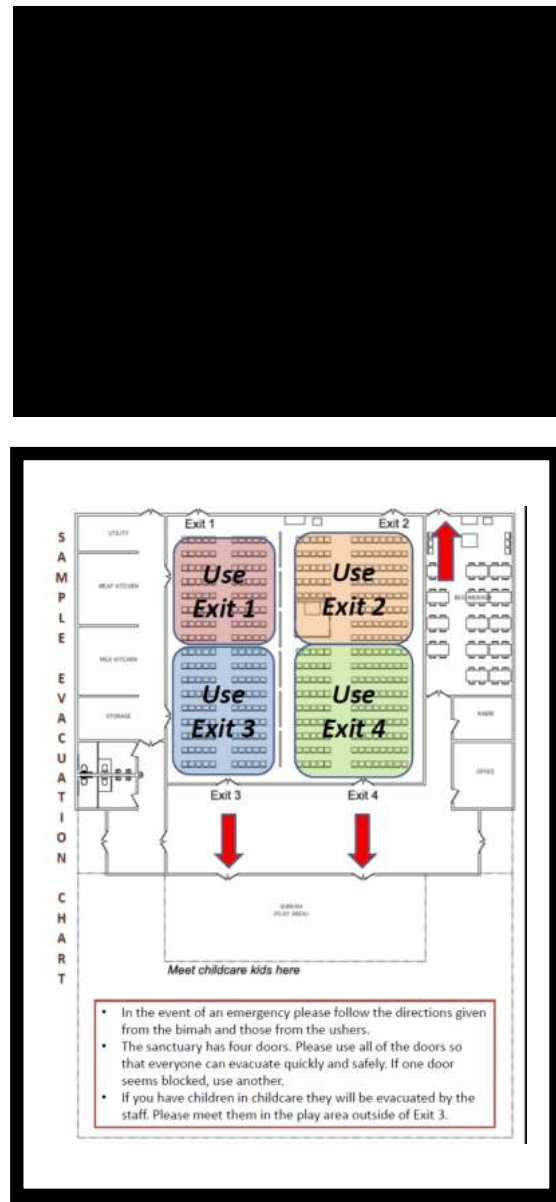
---



**Reminder:** Any item included in your facility hardening plan must have a parallel vulnerability in your assessment.

- SAAS. Software as a service
- Remote authentication
- Encryption software for protecting stored data files or email messages
- Malware/anti-virus protection
- Firewalls
- Intrusion detection and prevention

Subscription fees can only cover the period of performance (usually 3 years but consult NY DHSES). N.B. The SCAHC cyber choices were broader.



# Planning

Funding may be used for security or emergency planning expenses and the materials required to conduct planning activities. Planning must be related to the protection of the facility and the people within the facility and should include consideration of access and functional needs considerations, as well as those with limited English proficiency. Examples of planning activities allowable under this program include:

- Development and enhancement of security plans and protocols.
- Development or further strengthening of security assessments.
- Active shooter and other emergency contingency plans.
- Evacuation/Shelter-in-place plans.
- Other project planning activities with prior approval from DHSES/FEMA.

## Training/Drills/Exercises

---

Nonprofits are *encouraged* to apply for funding for costs including security training for all nonprofit staff, planning related costs, and exercises related cost, in addition to allowable equipment.

Allowable training topics are limited to the protection of critical infrastructure and key resources, including physical and cyber security target hardening, and terrorism awareness/employee preparedness.

Exercises are allowable because they afford organizations the opportunity to validate plans and procedures, evaluate capabilities, and assess progress toward meeting capability targets in a controlled, low-risk setting.

Training conducted using NSGP funds must address a specific threat and/or vulnerability, as identified in the nonprofit organization's investment justification (IJ). Proposed attendance at training courses and all associated costs must be included in the nonprofit organization's Investment Justification.

**All NSGP-funded training requires NYS-DHSES pre-approval!**

**CSI will provide many training courses at no charge to NYC, LI and Westchester Jewish organizations. See <https://www.jcrcny.org/csi-trainings/>**





# Management and Administration (M&A) (up to \$7,500)

---

Those providing M&A services must bid, as is required for other vendors. Also, they cannot be your grant writer or your assessor.

M&A costs are limited to grant administration activities, such as meeting the financial management and monitoring requirements of the grant. M&A costs may not be used for operational costs such as vendor or contractor project management. To be considered for reimbursement, M&A Costs must be included and described in Parts IV-A and -B of the Target Hardening section and limited to up to 5% of the total award. The expenses must be based on estimates or known actual expenses or costs with supporting justification. They may not be derived from a simple percentage's calculation of the total award amount.

***It is good practice to check the references of those offering to administer your grant.***

***M&A must be requested in your Investment Justification.***



# Don't bite off more than you can chew! Get what you really need.

Some people consider that getting a grant is easier than implementing your grant.

1. Grant awardees are required to contract for equipment and services according to NY State rules. There are still lots of rules and steps to follow post award.
2. You will have to get bids from multiple vendors for each category of equipment, guards, planning and training.
3. The government doesn't "approve" your hardware installation (their job is to make sure that you follow the rules). It's on you think, design and select. Thinking about your needs now will make your life easier when you are a grantee.
4. Some organizations have won grants for new doors, access control, cameras and blast mitigation and found that the bidding process and installation with four categories of vendors is quite daunting.
5. You don't have to apply for the full \$150,000. In fact, you should limit your projects to the number that you can handle.
6. Need help. Reach out to your CSI Regional Security Director: [services-requests@jcrncy.org](mailto:services-requests@jcrncy.org).



---

# Nonprofit Security Grant Program 2023

---

## PART TWO | THE INVESTMENT JUSTIFICATION

[Click here to download](#) the **Investment Justification**. Get the latest version of Adobe Reader for Windows®, Mac, or Linux® by visiting [http://www.adobe.com/go/reader\\_download](http://www.adobe.com/go/reader_download).

# If you have difficulty opening the Investment Justification

The following options for accessing the document may be used:

**Important:** If accessing from the web, the IJ must be downloaded and saved as a PDF before you start working on it.

- If using **Google Chrome** or **Microsoft Edge** web browsers, after you click to open the document, a “Please wait...” message will appear.
- Click the “Download” or “Save as” icon (upper right corner of the screen) and save the file to your desktop.
- If using the **Firefox** web browser, the IJ will be viewable when you open it, however, you must download and save it as a PDF before you start working on it, otherwise errors may occur.
- Navigate to your desktop where the file has been saved and open the document from here.
- If the file does not open normally, right-click the file on your desktop and select “Open with”, then select Adobe (acrobat, reader, etc.), then the file should open.
- **Please keep the file saved on your desktop/local hard drive and do not save to any cloud-based storage, as future accessibility issues may occur. The IJ will also need to be uploaded/submitted with your application in this fillable-PDF format with all fillable fields and drop-downs enabled.**

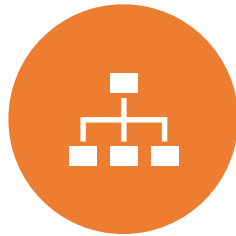
If you continue to experience difficulty downloading the IJ, email [Grant.Info@dhses.ny.gov](mailto:Grant.Info@dhses.ny.gov) for further assistance.

# The Investment Justification (IJ)

The Investment Justification is a fillable template provided and required by FEMA that asks nonprofits to describe the organization, risks/threats to the organization, and proposed projects/activities to mitigate security deficiencies (as identified in the vulnerability assessment) utilizing NSGP funding.



ONLY ONE SITE/ONE  
PHYSICAL  
LOCATION/ONE  
ADDRESS PER IJ



ORGANIZATION MUST  
OCCUPY LOCATION AT  
THE TIME OF  
APPLICATION (I.E., NOT  
UNDER CONSTRUCTION)



SUMMARIZES MISSION  
STATEMENT,  
VULNERABILITY  
ASSESSMENT, AND  
SUPPORTING  
DOCUMENTS (IF  
APPLICABLE), BUT MUST  
TELL THE STORY/STAND  
ON ITS OWN MERIT.

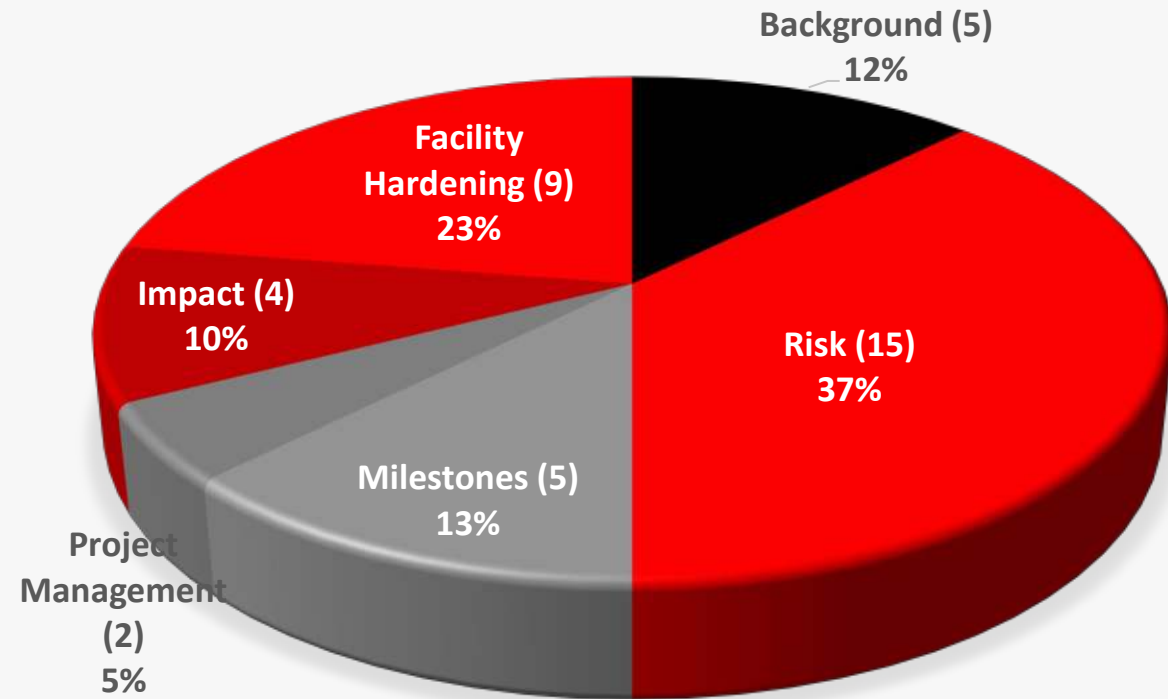


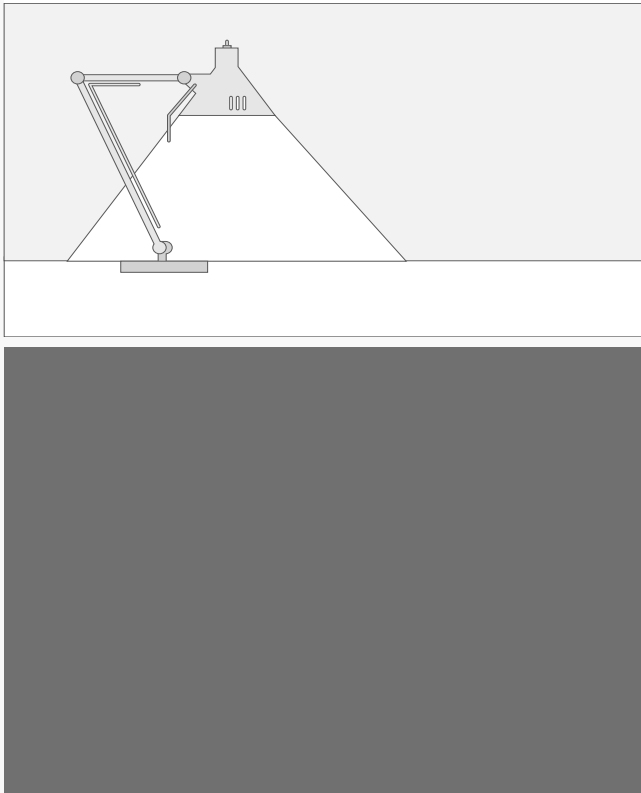
IT IS THE ONLY  
DOCUMENT THAT IS  
SCORED AND  
FORWARDED BY NY  
DHSES TO DHS/FEMA.

# Scoring the Investment Justification

| Risk & mitigation   | Implementation                          |
|---|---|
| Developing a plan that identifies and addresses your risks: 70% | Knowing how to implement your plan: 30% |

Total of 40 points plus bonus





# Nonprofit Security Grant Program 2023

---

PART TWO | BACKGROUND

# NONPROFIT ORGANIZATION SUBAPPLICANT INFORMATION

- Organizations are eligible whether they own, lease or rent.
- You must actively occupy and function out of the location at the time that you submit your application package.

| PART I. NONPROFIT ORGANIZATION SUBAPPLICANT INFORMATION   |   |                      |                      |                      |
|---|---|----------------------|----------------------|----------------------|
| Identify the following:   |   |                      |                      |                      |
| LEGAL NAME OF THE ORGANIZATION  |   |                      |                      |                      |
| <input type="text"/>  |   |                      |                      |                      |
| Please list the physical address of the facility.   | STREET  |                      |                      |                      |
|   | <input type="text"/>  |                      |                      |                      |
| One investment justification per facility.  | CITY  | STATE                | ZIP CODE             | COUNTY               |
|   | <input type="text"/>  | <input type="text"/> | <input type="text"/> | <input type="text"/> |
| Is the building owned, or are you leasing/renting?  | If leasing or renting, do you have the owner's permission to make the proposed security enhancements? |                      |                      |                      |
| <input type="text"/> <input type="button" value="v"/>   | <input type="checkbox"/> Yes <input type="checkbox"/> No  |                      |                      |                      |
| At the time of application, is the organization actively occupying and functioning out of the location listed above? <input type="checkbox"/> Yes <input type="checkbox"/> No |   |                      |                      |                      |



# Shared premises, mission and primary organization type

- We've asked for clarification on the "only one nonprofit per building" rule. Please check back for updates.

P. 2 of 7

|   |   |
|---|---|
| Are you the only nonprofit operating in/from this facility/building? <input type="checkbox"/> Yes <input type="checkbox"/> No   |   |
| <i>Note: Only one nonprofit can apply per building/facility/physical structure/address. However, the request and subsequent security enhancements may benefit nonprofits who cohabitate/operate in/from the same location. Multiple requests for federal assistance from the same physical address/building/facility/structure will all be deemed ineligible.</i> |   |
| If "No," please explain how the proposed security enhancements benefit both you and the other organization(s).  |   |
| <b>Example:</b> The hardening of our primary and secondary doors, along with the development of our access control policy will benefit both the congregation of the school.   |   |
| Based on your mission statement, please summarize your organization's mission, ideology, and/or beliefs.  |   |
| Condense your mission statement to fit into the space allotted. This will be your only opportunity to help the federal judges to understand what your organization does. Remember: you must also upload a copy of your mission statement (ideally on letterhead).   |   |
| What is the primary organization type?  | <div><div></div><div>Ideology-based/Spiritual/Religious</div><div>Educational</div><div>Medical</div><div>Other</div></div> |
| If "Other," please describe the type of organization  |   |

See next slide



**Tip:** It is highly recommended that the mission statement is documented on official letterhead. This element helps inform and validate a nonprofit organization's categorical self-identification based on its ideology, beliefs, mission, function, or constituency served/supported.

A mission statement is a formal summary of the aims and values of an organization. The three components of a mission statement include the purpose, values, and goals of the organization. The provided statement should discuss the “who, what, and why” of your organization.

For examples, see [50 Example Nonprofit Mission Statements](#).

NYSDHSES will use the Mission Statement along with the nonprofit's self identification in the IJ, to validate that the organization is one of the following types:

To calculate an application's final score, the sum of the applicant's SAA score and the average of the federal reviewers' scores will be multiplied:

- By a factor of three for ideology-based/spiritual/religious entities (e.g., houses of worship, parochial schools, Jewish community centers);
- By a factor of two for medical and educational institutions; and
- By a factor of one for all other nonprofit organizations.

# Function and Primary affiliation

Select from the dropdown  
options.

P. 2 of 7

***Please select the function that  
best describes the organization:***

- House of worship
- Community center
- Pre-school
- Post-secondary education
- Other type of educational  
organization
- Social services
- Day care
- Camp
- Shelter
- Senior Services
- Other

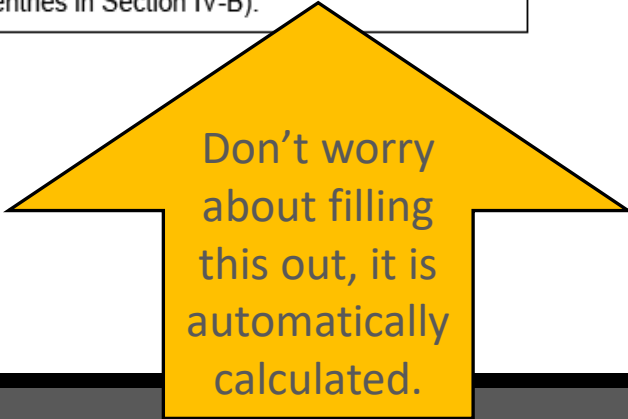
***Please select the organization's  
primary affiliation:***

- Jewish
- Christian
- Hindu
- Islamic
- Sikh
- Buddhist
- Unaffiliated/None
- Other

# Nonprofit status, UEI and grant program

- For information on [nonprofit eligibility click here](#).
- See more on the [Unique Entity ID here](#).
- Anyone in NYC, Long Island or Westchester is in the *New York City Area*.
- Areas not in the [FY 2023 NSGP-UA Eligible High-Risk Urban Areas](#) will be eligible for the NSGP-S grant program.

|   |  |
|---|--|
| <i>Eligible organizations are registered 501(c)(3) nonprofits or otherwise are organizations as described under 501(c)(3) of the Internal Revenue Code (IRC) and tax-exempt under section 501(a) of the IRC. More information on tax-exempt organizations can be found at: <a href="https://www.irs.gov/charities-non-profits/charitable-organizations">https://www.irs.gov/charities-non-profits/charitable-organizations</a>.</i> |  |
| Is the organization eligible under the IRC to receive NSGP funds?   | <input type="checkbox"/> Yes <input type="checkbox"/> No |
| Does the organization have a Unique Entity ID (UEI) Number?   | <input type="checkbox"/> Yes <input type="checkbox"/> No |
| If "Yes," please enter the UEI Number for the organization: <input type="text"/>  |  |
| <i>Nonprofits do not need to have a valid UEI at the time of application; however, subrecipients must have a valid UEI in order to receive a subaward.</i>  |  |
| Are you physically located in a current Urban Area Security Initiative designated urban area?   | <input type="checkbox"/> Yes <input type="checkbox"/> No |
| If "Yes," select the designated urban area from the list: <input type="text"/>  |  |
| Total federal funding requested under the NSGP (will automatically populate based on entries in Section IV-B):  |  |



Don't worry about filling this out, it is automatically calculated.

## PART II. BACKGROUND INFORMATION (5 POSSIBLE POINTS OUT OF 40)

Please describe (if applicable) this location's symbolic value as a highly recognized national or historic institution/landmark that renders the site as a possible target of terrorism.

The key phrase is: if applicable. Describe their organization, its mission/purpose, the symbolic value of the site as a highly recognized national or historical institution or as a significant institution within the community that renders the site as a possible target of terrorism and other extremist attacks? For example, is your building landmarked, have distinctive architecture or on a major street? Do you have prominent leaders or members? **Do not leave this blank.**

Please select (if applicable) the current, ongoing, or recent (last 12 months) type of event that prompted prevention, protection, response, and/or recovery:

- Terrorist attack
- Man-made disaster (non-terrorist)
- Natural disasters
- Other

*Please describe the organization's role in prevention, protection, response, and/or recovery, specifically highlighting the efforts that demonstrate integration of nonprofit preparedness with broader state and local preparedness efforts.*

Provide a full, clear, and effective description of the organization that included any role in responding to or recovering from events that integrate nonprofit preparedness with broader state/local efforts. For example, Hurricane Ida, COVID. Did you work with your local police, emergency management agency or community response organizations. Did you attend any webinars from these agencies? Do not leave this blank. Explain how you worked with your members.



**Definition:** Potential for an adverse outcome assessed as a function of hazard/threats, assets and their vulnerabilities, and consequence.

In the context of NSGP applications, nonprofit organizations should describe their current threat/risk of terroristic or other extremist attack and how those identified vulnerabilities (in the vulnerability assessment) could potentially be exploited.

Provide a clear description of findings from a completed vulnerability assessment.

***P. 3 of 7***  
***15 points out of 40***

# Nonprofit Security Grant Program 2023

## PART THREE | RISK

# Protect against likely terrorist or extremist-based threats



**Threat:** Indication of potential harm to life, information, operations, the environment and/or property; may be a natural or human-created occurrence and considers capabilities, intentions, and attack methods of adversaries used to exploit circumstances or occurrences with the intent to cause harm.

Table 1: Example threats and hazards by category.

| Natural           | Technological               | Human-caused                        |
|-------------------|-----------------------------|-------------------------------------|
| Avalanche         | Dam failure                 | Active shooter incident             |
| Drought           | Hazardous materials release | Armed assault                       |
| Earthquake        | Industrial accident         | Biological attack                   |
| Epidemic          | Levee failure               | Chemical attack                     |
| Flood             | Mine accident               | Cyber-attack against data           |
| Hurricane/Typhoon | Pipeline explosion          | Cyber-attack against infrastructure |
| Space weather     | Radiological release        | Explosives attack                   |
| Tornado           | Train derailment            | Improvised nuclear attack           |
| Tsunami           | Transportation accident     | Nuclear terrorism attack            |
| Volcanic eruption | Urban conflagration         | Radiological attack                 |
| Winter storm      | Utility disruption          |                                     |

FEMA,, 3rd Edition, [\*Comprehensive Preparedness Guide \(CPG\) 201\*](#), p. 12.

## Additional likely threats

- Vandalism
- Arson
- Vehicle Ramming



### PART III. RISK (15 POSSIBLE POINTS OUT OF 40)

Department of Homeland Security defines risk as the product of three principal variables: Threat, Vulnerability, and Consequence. In the space below, describe the risk(s) faced by your organization specifically in terms of the A) Threats, B) Vulnerabilities, and C) Potential Consequences of an attack.

A) Threat: In considering a threat, please describe the identification and substantiation of specific threats or attacks against the nonprofit organization or a closely related organization, network, or cell.  
*Description can include findings from a threat or risk assessment, police report(s), and/or insurance claims specific to the location being applied for including dates of specific threats.*

**What happened to you?** Include information from previously conducted risk assessments, police reports, and/or insurance claims. Has your organization or its leadership received phone, email, social media or mailed threats; been vandalized, or worse? Nonprofit organizations should describe their current threat/risk. ***While historic risk may be included for context, the Investment Justification should focus on current threats and risks.***

**What happened locally and worldwide:** Using national, or regional, threat assessments, citing specific threats at **closely related/similar** or **nearby** facilities: e.g., active shooters or using sharp-edged weapons, explosive devices, arson, mail and package attacks. Local crimes, e.g. burglary, theft or vandalism could provide context. See [Threats Against Religious Facilities and Adherents Highlight Importance of Religious Community Outreach](#). ***Make the connection that you are at risk for the same reasons.***

## Threat

(P. 3 of 7/ 5 points)



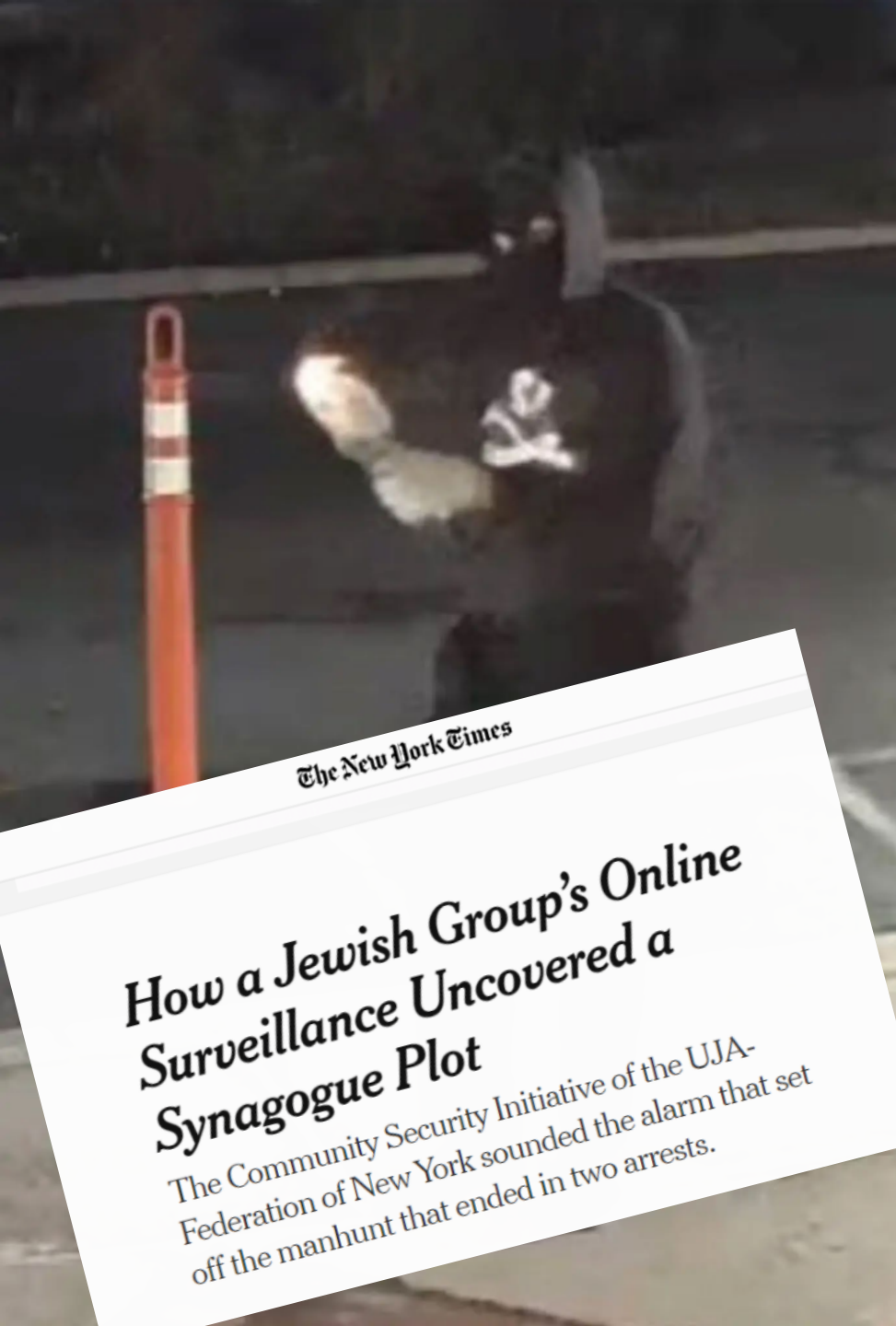
A) Threat: In considering a threat, please describe the identification and substantiation of specific threats or attacks against the nonprofit organization or a closely related organization, network, or cell. *Description can include findings from a threat or risk assessment, police report(s), and/or insurance claims specific to the location being applied for including dates of specific threats.*

## Current threats

Targets of potential violence include public gatherings, faith-based institutions, the LGBTQI+ community, schools, racial and religious minorities, government facilities and personnel, U.S. critical infrastructure, the media, and perceived ideological opponents.

Recent incidents have highlighted the enduring threat to faith-based communities, including the Jewish community. In early November 2022, an individual in New Jersey was arrested for sharing a manifesto online that threatened attacks on synagogues. The individual admitted to writing the document, in which he claimed to be motivated by the Islamic State of Iraq and ash-Sham (ISIS) and hatred towards Jewish people.

<https://www.dhs.gov/ntas/advisory/national-terrorism-advisory-system-bulletin-november-30-2022>



**B) Vulnerabilities: Please describe the organization's susceptibility to destruction, incapacitation, or exploitation by a terrorist attack.**

Clearly describe the gaps found in your “previously conducted risk assessment” (you must submit the vulnerability/risk assessment on which the request in the Investment Justification is based).

- Lack of, or weak physical protective measures
- Lack of adequate access control and insufficient screening of individuals
- Lack of hardware to support sound security policies
- Facility does not have an active shooter plan and the employees not trained in active shooter procedures

## Vulnerability

Physical feature or operational attribute that renders an entity open to exploitation or susceptible to a given hazard; includes characteristic of design, location, security posture, operation, or any combination thereof, that renders an asset, system, network, or entity susceptible to disruption, destruction, or exploitation. (P. 3 of 7/5 points)

# Sample vulnerability language

Recognizing the space constraints, describe your vulnerabilities as thoroughly as possible.

Base your language on your vulnerability assessment.

**Secondary Exterior/Perimeter Doors** – The facility’s secondary exterior entrance and exit doors are made of lightweight metal, have lightweight locking hardware, and several doors have unprotected glass windows. All the above-mentioned doors provide direct access into the facility. These doors are not forced entry resistant and do not provide adequate protection to deny or delay a determined intruder from gaining forced entry into the premises.

**Window & Glass Protection** -- Outward facing, ground level, and other accessible windows and façade glass panes are not forced entry or blast resistant; these windows cannot protect occupants from forced entry or from an externally placed explosive.

**Access Control** -- The facility has a limited electronic access control system. Currently only the primary entrance doors and interior vestibule doors of the primary entrance utilize this system. There are multiple exterior access points and interior sections of the facility that are not appropriately secured from unauthorized access.

**Fencing** -- The perimeter of the property is not equipped with an adequate fence and can be accessed by unauthorized persons. Facility and occupant activity such as arrival and departures occur along or close to the property lines.

**Security guards** -- This facility does not employ sufficient levels of security guard staffing to maintain appropriate access control. Currently one-armed guard is present at the primary entrance daily. There is no break coverage, or additional guards to assist in fully patrolling the facility.

**Training** -- Training on security awareness and response to emergency events is not conducted.

# Use DHS/FEMA's magic words to make a case for your NSGP grant application

How your NSGP grant can help to protect against threats and to mitigate vulnerabilities:

- **Interdiction and Disruption**
  - *Examples:* Access controls, upgraded doors and windows
  - *Magic words:* Delay, divert, intercept, halt, apprehend, or secure threats and/or hazards.
- **Screening, search and detection**
  - *Examples:* metal detectors, mail screening devices
- **Physical Protective Measures**
  - *Examples:* Access controls, upgraded doors and windows
  - *Magic words:* Delay, divert, intercept, halt, apprehend, or secure threats and/or hazards.
- **On-scene Security, Protection and law enforcement**
  - *Example:* Contracted security





Describe how an attack would impact your organization, the community you serve, and if possible/applicable, beyond the immediate individuals served (nearby critical infrastructure, businesses, transportation, schools, etc.). Effect of an event, incident, or occurrence; commonly measured in four ways:

1. human,
2. economic,
3. mission, and
4. psychological,

but may also include other factors such as impact on the environment.

# Potential Consequences

Beyond the potential loss of life or casualties from an attack, an attack at this facility could increase the threat of additional similar crimes in this community or to similar organizations. Any terrorist event at this facility would result in loss of reputation and revenue for the organization and surrounding businesses, spread fear in the immediate community and radiate to the broader Jewish community and beyond. It could have a cascading impact on the economics and services in the area. Transportation, emergency and medical services could be affected.

- **Human toll.** The only consequence more dire than the loss of life is a multi-casualty event. Both are possible as the result of a terrorist attack. Injuries -- ranging from minor to life threatening -- are probable. Incapacitation is a very real consequence. The death or incapacitation of organizational leadership would have an impact far beyond the institution.
- **Economic/Physical plant.** In the event of an improvised incendiary device (IED) left on the scene or contained by a vehicle, the building will be badly damaged or destroyed, making it difficult or impossible for to continue to offer classes and programs.
- **Mission/Psychological.** The (members, parents and student body) currently are quite confident that the school is a safe and secure environment. An attack would shatter that opinion, making it difficult for the school to reestablish itself after an attack.
- **Secondary outcomes.** The effects of an attack on this location could also be more widespread if the attack impacts neighboring facilities via spillover or collateral damage.

#### PART IV. FACILITY HARDENING (9 POSSIBLE POINTS OUT OF 40)

**Section IV-A:** In this section, describe each proposed activity or investment (as selected in Section IV-B), identify the vulnerability that it addresses, and detail the cost associated with the activity or investment. For each activity/investment, include the quantity, estimated hourly rate or estimated price per unit, and proposed usage.

Allowable costs include facility hardening activities, such as planning and exercise related costs, contracted security personnel, and security-related training courses and programs limited to the protection of critical infrastructure key resources. Funding can also be used for the acquisition and installation of security equipment on real property (including buildings and surrounding property) owned or leased by the nonprofit organization, specifically in prevention of and/or in protection against the risk of terrorist attack.

**The proposed facility hardening activities should clearly and effectively focus on the prevention of and/or protection against the risk of terrorist or other extremist attacks. Use this space to provide details. It is similar to IV-B. Make sure that you include the requested information: specific vulnerability and cost estimate.**

- 1. Fencing:** To address vulnerability and prevent or delay breaching along the west side of the facility: a physical protective measure of 240 feet of 8-foot chain-length fencing topped with 1 foot of barbed wire,— equates to 240 feet x \$208.33 per foot, totaling \$50,000
- 2. Cameras:** To increase screening capability and address inability to monitor the exterior of our facility and detect suspicious activity: 8 exterior cameras, 3 located on lighting poles in the parking lot, 1 adjacent to the main entrance to the facility, and 1 on each corner of the building (4 corners), \$2,500 each x 8 totaling \$20,000



**Section IV-B:** In this section, list all proposed facility hardening equipment, projects, or activities as allowable per the Authorized Equipment List (AEL), NSGP Notice of Funding Opportunity (NOFO), and Preparedness Grants Manual (PGM). Select the AEL number and title, list the vulnerability the equipment/project/activity addresses, and enter the estimated funding requested (round up to the nearest dollar).

| AEL NUMBER & TITLE – EQUIPMENT, PROJECT, OR ACTIVITY | VULNERABILITY TO BE ADDRESSED | ESTIMATED FUNDING REQUESTED<br>(Round to nearest dollar) |
|--|-------------------------------|--|
|  |                               |  |
|  |                               |  |
| Technology Contingency O                             |                               |  |
| st-Resistant   |                               |  |
| Systems, Building, Blast/Shock/Impact Resistant      |                               |  |
| 14SW-01-ALRM: Systems/Sensors, Alarm                 |                               |  |
| 14SW-01-DOOR: Doors and Gates, Impact Resistant      |                               |  |
| 14SW-01-LITE: Lighting, Area, Fixed                  |                               |  |
| 14SW-01-PACS: System, Physical Access Control        |                               |  |
| 14SW-01-SIDP: Systems, Personnel Identification      |                               |  |
|  |                               |  |

This year the IJ has drop-downs that include the allowable categories. Tip: Make sure that your vulnerabilities are clearly referenced in Section III-B, IV-A and IV-B

## ADMINISTRATION (MILESTONES, PROJECT MANAGEMENT, IMPACT & SCORING)





PART V. MILESTONE (5 POSSIBLE POINTS OUT OF 40)

Provide descriptions and associated key activities that lead to the milestone event over the NSGP period of performance.

Start dates should reflect the start of the associated key activities and end dates should reflect when the milestone event will occur. Milestones should reflect considerations to Environmental Planning and Historic Preservation reviews when applicable. (10 milestones maximum)

KEY ACTIVITIES & CORRESPONDING MILESTONES

START DATE

COMPLETION DATE

Environmental Planning and Historical Preservation review.

Oct 2023

Jan 2024



Add items as appropriate, up to **10 milestones**. It is important to fully and effectively describe the necessary steps and show how your projects interrelate, e.g., you can't install the locks on the door until you install your door. Examples of key activities include: signing contract with NYS DHSES, creating bid documents, soliciting bids, evaluating and awarding bids. The key event is "Search for contractor in compliance with NYS Procurement Rules." Add the necessary steps to complete your project, e.g., bidding, reporting, submitting for reimbursement.

Milestones should not exceed 36 months and should not begin prior to the Period of Performance.

## VI. Project management

How well can you justify the effectiveness of the proposed management team's roles and responsibilities and the governance structure to support implementation of the grant award?

### PART VI. PROJECT MANAGEMENT (2 POSSIBLE POINTS OUT OF 40)

Who will manage the project? *Include the name, phone number, email address, and experience of the project manager(s).*

1. Be sure to include all of the requested contact information.
2. **Experience:** Include the experience of the individual, especially in the management of construction-related projects and the management of a large budget. Your answer should also reflect the professional background of various board members, e.g., real estate, accounting, security, law.

Please assess your project management plan/approach. Assessment could include challenges to the effective implementation of this project and the coordination of the project with State and local homeland security partners.

1. Describe any challenges to the effective implementation of the project, e.g., COVID unknowns, no construction during school hours, current supply chain issues could impede installation of equipment, cash flow.
2. Fully justify the effectiveness of the proposed management team and the structure in place to the support implementation.
3. Include how you will coordinate with your state and local homeland security partners. For example, note that you will coordinate with the NY DHSES program representative assigned to you.



## PART VII. IMPACT (4 POSSIBLE POINTS OUT OF 40)

Please describe the measurable outputs and outcomes that will indicate that this Investment is successful at the end of the period of performance.

**Impact:** The feasibility of the proposed project and how effectively the proposed project addresses the identified need. Measurable outputs and outcomes should directly link to the vulnerabilities and consequences outlined in Section III.

### **Sample outcomes**

The XYZ organization will contribute to the National Priority of enhancing the protection of soft targets/crowded places via the following physical protective measures:

- All of our primary and secondary doors will withstand an assault by a determined intruder for at least 10 minutes.
- All of our windows within 18 feet of the ground will be filmed and anchored so that the injury to inhabitants by flying glass is minimized.

### **Performance metrics for this program are as follows:**

- Percentage of funding spent on contract security;
- Percentage of funding spent on facility hardening; and
- Percentage of funding spent on training and awareness campaigns.

# Scoring

---

- **First-time grantee bonus.** Preference will be given to nonprofit organizations that have not received prior years funding. Applicants that have not received NSGP funding in the past will receive an additional **fifteen (15) bonus points** to their total *state application score* at the time of submission to FEMA.
- **Mission-based bonus.** To calculate an application's final score, the sum of the applicant's state score and the average of the two Federal reviewers' scores will be multiplied by a factor of three (3) for nonprofit groups that are at a high risk of terrorist attacks due to their ideology, beliefs or mission, by a factor of two (2) for medical and educational institutions, and by a factor of one (1) for all others.
- **Underserved communities.** Nonprofit organizations located within an underserved community will have up to 15 points added to their project review score. Any points will be assigned by FEMA.
- **Example.** A perfect score for nonprofit groups that are at a high risk of terrorist attacks due to their ideology, beliefs or mission is 270 (State score + Federal score average)  $80 * 3$  + (15 point bonus for first-timers + 15 for underserved areas).



## FUNDING HISTORY

If the nonprofit organization has received NSGP funding in the past, provide the funding amount, funding year, and the investment type.

Has the organization received federal NSGP funding in the past? ☐ Yes ☐ No

*NOTE: Please only include federal NSGP funding. If the organization has received state-funded NSGP awards, or any other federal awards, please do NOT include those here.*

Please select the **MOST RECENT** fiscal year in which the nonprofit received federal NSGP funding:

*If "Yes," please list the year(s), amount(s), and Project(s)/Investment(s). (Example: FY20 / \$150K / C- Lighting.)*

2015

2016

2017

2018

2019

2020

2021

2022

Never before received

Use the  
dropdown

Funding history (may affect priority)





# COMMUNITY SECURITY

---

## INITIATIVE



## For more information

---

- <http://www.dhses.ny.gov/grants/nonprofit.cfm>  
<http://www.jcrcny.org/securitygrants>
- Community Security Initiative [csi\\_questions@jcrny.org](mailto:csi_questions@jcrny.org)
- DHSES Application Information  
NYS Division of Homeland Security and Emergency Services  
Contracts Unit  
1220 Washington Ave., Bldg. 7A Suite 610  
Albany, NY 12242 (866)-837-9133  
Email: [Grant.Info@dhSES.ny.gov](mailto:Grant.Info@dhSES.ny.gov)
- Grants Gateway Help  
[grantsgatewayhelp@its.ny.gov](mailto:grantsgatewayhelp@its.ny.gov) (518) 474-5595