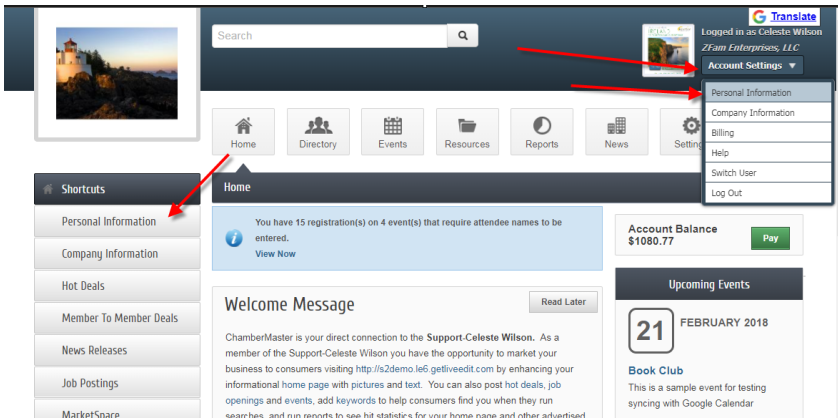


Updating Personal Information

You can either click on the Account Settings > Personal Information or click on Personal Information in the Shortcuts menu on the left side.



Edit your profile

Personal [Menu]

Profile

- Username / Password
- Photo
- Groups/Interests
- Social Networks
- Display Preferences
- Additional Information
- Linked Accounts

Company [Menu]

Billing [Menu]

My Profile

Prefix:	<input type="text"/>	Greeting:	<input type="text"/>
First Name:	<input type="text" value="Celeste"/>	Job Title:	<input type="text" value="Owner"/>
Middle Name:	<input type="text"/>	Contact Preference:	<input type="text" value="Mail"/>
Last Name:	<input type="text" value="Wilson"/>	Phone Preference:	<input type="text" value="Work Phone"/>
Suffix:	<input type="text"/>	Work Phone:	<input type="text" value="(800) 825-9171"/>
Address Line 1: <input type="checkbox"/> Copy Organization Information	<input type="text" value="24400 Smiley Road Suite 4"/>	Home Phone:	<input type="text" value="(800) 825-9171"/>
Address Line 2:	<input type="text" value="8008259171"/>	Cell Phone:	<input type="text" value="(800) 825-9171"/>
City:	<input type="text" value="8008259171"/>	Alt Phone:	<input type="text" value="(800) 825-9171"/>
State:	<input type="text" value="MN"/>	Fax:	<input type="text"/>

Username/Password

Account Settings

Personal

- Profile
- Username / Password
- Photo
- Groups/Interests
- Social Networks
- Display Preferences
- Additional Information
- Linked Accounts

Username/Password

Edit My Username/Password

Username: [Change]

Password [Change]

Confirm Password

Upload a photo (if you belong to a group and your chamber/association has that group displaying on the website, your photo will be visible there as well)

Account Settings

Personal

- Profile
- Username / Password
- Photo
- Groups/Interests
- Social Networks
- Display Preferences
- Additional Information
- Linked Accounts


Company

Photo

Save Changes Clear Changes

My Photo

This photo may be displayed publicly based on the settings of your organization. Common uses would be to display your photo when listing group or committee members on your organization's website.



+

Note: After clicking the "+" and selecting a new picture, the original picture will be deleted and no longer be available.

To display this photo to other members in the Member Information Center, make sure to choose "Allow my information to be displayed" in your Display Preferences.

See what groups or interests you are in or would like to sign up for

Account Settings

Personal

- Profile
- Username / Password
- Photo
- Groups/Interests
- Social Networks
- Display Preferences
- Additional Information
- Linked Accounts

Company

Billing

Groups/Interests

Save Changes Clear Changes

My Groups/Interests

Groups

Select All

Car Show

Lakeside Car Show

Relocation

Realtors - Realtors that are part of the Chamber

Interests

Select All

Mailing Lists

Relocation

Save Changes Clear Changes

Add your social networks

Account Settings

- Personal
- Profile
- Username / Password
- Photo
- Groups/Interests
- Social Networks**
- Display Preferences
- Additional Information
- Linked Accounts
- Company

Social Networks

Save Changes Clear Changes

My Social Networks

LinkedIn: [Verify URL]

Facebook: [Verify URL]

Twitter: [Verify URL]

Save Changes Clear Changes

Edit your display preference (for the online directory or in the MIC)

Account Settings

- Personal
- Profile
- Username / Password
- Photo
- Groups/Interests
- Social Networks
- Display Preferences**
- Additional Information
- Linked Accounts
- Company
- Billing

Preferences

Public Online Directory

My Preferences

Select which items should display for the public and which items should display to other members.

Public	Members	
<input type="checkbox"/>	<input type="checkbox"/>	Allow my information to be displayed (displays First and Last name)
<input type="checkbox"/>	<input type="checkbox"/>	Full Name (prefix, middle, suffix)
<input type="checkbox"/>	<input type="checkbox"/>	Job Title
<input type="checkbox"/>	<input type="checkbox"/>	Email Address
<input type="checkbox"/>	<input type="checkbox"/>	Work Phone
<input type="checkbox"/>	<input type="checkbox"/>	Cell Phone
<input type="checkbox"/>	<input type="checkbox"/>	Fax number
<input type="checkbox"/>	<input type="checkbox"/>	Social Networks
<input type="checkbox"/>	<input type="checkbox"/>	Address Information

MIC Directory

Save Changes Clear Changes

Additional Information (Should the chamber/organization request additional information from you)

Account Settings

- Personal
- Profile
- Username / Password
- Photo
- Groups/Interests
- Social Networks
- Display Preferences
- Additional Information**
- Linked Accounts
- Company
- Billing

Custom Fields

Save Changes Clear Changes

My Custom Fields

1 Directory Listing

Yes / No

Save Changes Clear Changes

Linked Accounts (you can log into the MIC using Facebook, Twitter, etc.)

Account Settings

Linked Accounts

Personal


- Profile
- Username / Password
- Photo
- Groups/Interests
- Social Networks
- Display Preferences
- Additional Information
- Linked Accounts**
- Company
- Billing

No Linked Accounts

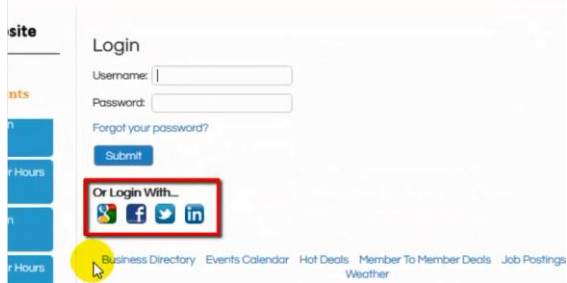
No accounts have been linked to this account.

Select a Provider

If you have an account with one of these sites, click the logo to link it to this account. Doing so, will allow you to log in by selecting the logo on the login page.



From the login you can login using your linked account.



site

Login


Username:

Password:

Forgot your password?

Submit

Or Login With...



Business Directory Events Calendar Hot Deals Member To Member Deals Job Postings Weather