Weston & Sampson

westonandsampson.com

55 Walkers Brook Drive, Suite 100
Reading, MA 01867
tel: 978.532.1900

REPORT

August 2025

Phase IV Status Report #21

Special Project Designation Area Groundwater

Prepared for:
Division of Capital Asset Management and Maintenance
One Ashburton Place
Boston, MA



Photo Credit: Charter Contracting Company, LLC, May 2022

TABLE OF CONTENTS

Page

EXECUTIVE SUMMARY ES-1

TABLE OF CONTENTS i

LIST OF FIGURES ii

LIST OF TABLES ii

LIST OF APPENDICES ii

1.0 INTRODUCTION 1-1
1.1 Site Description and Location 1-1
1.2 Background 1-1
1.3 Relevant Contacts 1-2
1.3.1 Responsible Party 1-2
1.3.2 Licensed Site Professional 1-2
1.4 Release History 1-2
1.5 MCP Soil and Groundwater Classification 1-2
1.5.1 Soil 1-2
1.5.2 Groundwater 1-3
1.6 Response Action Objectives 1-3

2.0 PHASE IV STATUS REPORT – SPD AREA GROUNDWATER 2-1

3.0 LIMITATIONS 3-1

LIST OF FIGURES

Figure 1 ..... Locus Map

Figure 2 ..... Existing Conditions Site Plan

Figure 3 ..... Area Receptors Map

Figure 4 ..... Average PCE in Overburden (≤15 Feet) Groundwater

Figure 5 ..... PFAS Concentrations (May 2025)

Figure 6 ..... Metals Exceedances in C&D Area Groundwater (May 2025)

LIST OF TABLES

Table 1 ..... Groundwater Elevations

Table 2A ..... Groundwater Analytical Results SPD Monitoring Network – Former Laundry Building Property & Town Property Groundwater Monitoring Wells

Table 2B ..... Groundwater Analytical Results SPD Monitoring Network – Downgradient Groundwater Monitoring Wells

Table 2C ..... Groundwater Analytical Results SPD Monitoring Network – Sentinel Groundwater Monitoring Wells

Table 3 ..... PFAS Results

LIST OF APPENDICES

Appendix A ..... Laboratory Data Packages

Appendix B ..... Groundwater Trend Graphs

EXECUTIVE SUMMARY

On behalf of the Division of Capital Asset Management and Maintenance (DCAMM), Weston & Sampson Engineers, Inc. (Weston & Sampson) has prepared this Phase IV Remedy Implementation Plan (RIP) Status Report #21 for the Special Project Designation (SPD) Area groundwater (the Site) at the former Medfield State Hospital (MSH) in Medfield, Massachusetts (see Figure 1 – Locus Map). This Status Report was prepared for Release Tracking Number (RTN) 2-3020799 in accordance with the requirements of the Massachusetts Contingency Plan (MCP), 310 Code of Massachusetts Regulations (CMR) 40.0000 and specifically 310 CMR 40.0877.

Treatment of tetrachloroethylene (PCE)-impacted groundwater at the Site included Comprehensive Remedial Alternative (CRA) implementation since 2014. Based on historic matrix diffusion of PCE from tight grained soils at the Site, DCAMM evaluated additional remedial actions to address residual PCE impacts. A modified CRA was summarized in a Phase IV RIP Modification submitted to the Massachusetts Department of Environmental Protection (MassDEP) in March 2022 including the removal of source area soil, treatment of PCE-impacted groundwater through soil blending of backfilled soil with Zero Valent Iron (ZVI), and installation of a ZVI Permeable Reactive Barrier (PRB) wall.

In March 2022, remedial activities associated with the modified CRA began including Site preparation, excavation, stockpiling, and on-Site blending of non-impacted unsaturated soils with ZVI. The project Contractor excavated and transported 4,735 tons of impacted saturated soils to Hopedale Landfill, in Hopedale, Massachusetts for reuse. Site restoration included backfill of ZVI-blended unsaturated soils in the saturated zone, backfill with supplier-certified clean material above the ZVI-blended material in the unsaturated zone above the seasonal high groundwater table, and construction of a PRB wall along the downgradient (western edge) of the treatment area. A total of 76 tons of granular ZVI and 125 tons of powdered ZVI were placed for residual PCE treatment.

Eighteen groundwater monitoring wells were installed within and adjacent to the remediation area and these monitoring wells were added to the SPD groundwater monitoring well network. The monitored natural attenuation (MNA) component of the original CRA remains in place and the Site remains in Phase IV RIP status. Weston & Sampson performs seasonal groundwater monitoring of the SPD Area and Construction and Demolition (C&D) Area to the west.

Based on discussions with MassDEP, per- and polyfluoroalkyl substances (PFAS) analysis was added to the groundwater sampling program beginning in May 2025 in select wells as shown on Figure 5. Three wells exhibited groundwater concentrations in excess of the Reportable Concentration for the total concentration of PFAS six compounds and, given the proximity of the Charles River to these locations, was determined to represent a potential Substantial Release Migration (SRM) condition requiring MassDEP notification within 72-hours of knowledge of the condition and the completion of Immediate Response Actions (IRA) at the Site. This release condition was reported on Wednesday June 25, 2025 via the MassDEP reporting hotline and the MassDEP assigned RTN 2-52059 to the release condition. Weston & Sampson is in the process of preparing and submitting an Assessment-only IRA Plan to address these PFAS exceedances. In addition, the IRA Plan and activities will be conducted in conjunction with the Public Involvement Plan (PIP) for the site.

This Phase IV RIP Status Report #21 summarizes the findings of the February and May 2025 groundwater sampling events. As the Town of Medfield contemplates plans to construct a future residential development on the remediated Former Laundry Parcel and adjacent Town-Owned land,

groundwater analytical results in these areas are compared to GW-2 criteria. Groundwater concentrations of PCE at the Former Laundry Parcel wells have decreased below the applicable Method 1 GW-2 and GW-3 standards over two years of seasonal groundwater monitoring events. As the remedial action objectives have been met for the Former Laundry Parcel, the monitoring wells on the Former Laundry Parcel were not sampled during this Status Report period.

1.0 INTRODUCTION

Weston & Sampson, on behalf of the Division of Capital Asset Management and Maintenance (DCAMM), has prepared this Phase IV Remedy Implementation Plan (RIP) Status Report #21 in general accordance with the Massachusetts Contingency Plan (MCP) 310 Code of Massachusetts Regulations (CMR) 40.0000 and specifically 310 CMR 40.0877 to address impacted groundwater within the Special Project Designation (SPD) Area of the former Medfield State Hospital (MSH). The Status Report was prepared for Release Tracking Number (RTN) 2-3020799. This Phase IV Status Report #21 presents the following in general accordance with the requirements of the MCP as copied (*italicized MCP text*) below from 310 CMR 40.0877 (4):

a) *a description of the type and frequency of operation, maintenance and/or monitoring activities conducted;*
b) *a description of any significant modifications of the operation, maintenance and/or monitoring program made since the RIP or any preceding Phase IV Status Report;*
c) *an evaluation of the performance of the Comprehensive Remedial Alternative during the reporting period, including whether the initial implementation and operation of the Comprehensive Remedial Action* [CRA] *indicates that the remedy is performing as designed to achieve the remedial goals of the Phase IV Remedy Implementation Plan described in 310 CMR 40.0874(3);*
d) *a description of any conditions or problems noted during the period that are or may be affecting the performance of the Comprehensive Remedial Action;*
e) *a description of any measures taken to correct conditions which are affecting the performance of the Comprehensive Remedial Action; and*
f) *the name, license number, signature and seal of the LSP* [Licensed Site Professional].

Response actions undertaken as part of the March 2022 Phase IV RIP Modification were completed in September 2022. The As-Built Construction Report, Final Inspection Report, and a Phase IV Completion Statement for completed Phase IV RIP Modification remedial activities were included in the February 2023, Phase IV Status Report #16. This report and future Phase IV Status Reports will be submitted documenting continued groundwater monitoring activities.

1.1 Site Description and Location

The former MSH is located at 45 Hospital Road in Medfield, Massachusetts (see Figure 1 – Locus Map). The property is situated in a rural area of Norfolk County, and much of the surrounding area consists of undeveloped land and residential areas. The geographic coordinates of the property are:

UTM Coordinates:	4,675,892 meters North 307,236 meters West
Latitude/Longitude:	42^{0}12’41” North 71^{0}20’07” West

Please refer to Figure 2 for the Existing Conditions Site Plan.

1.2 Background

The former MSH facility was operated by the Department of Mental Health (DMH) as a psychiatric treatment facility from 1896 until 2003, when it ceased operations. The MSH was a self-sufficient facility

that included residential facilities, agricultural fields, a dairy farm, machine and carpentry shops, a Laundry Building, potable water well supply, a power plant, a salvage yard and a Construction and Demolition waste disposal area (C&D Area). Many of these buildings and areas are no longer active and/or have been remediated/demolished. The C&D Area was remediated under a separate Phase IV RIP and has subsequently been redeveloped into the Charles River Gateway at Medfield.

The MSH facility's former coal-fired Power Plant was built in 1903 near the Charles River. The 1903-era Power Plant was demolished in 1930 and a new Power Plant was constructed in the same location. The Power Plant switched from use of coal to No. 6 fuel oil in approximately 1957. The Power Plant was demolished in 2008. The former Power Plant Area encompasses the area east of the Former C&D Area and west of the access road to the former Power Plant. The area east of the access road and west of the former Laundry Building Site is referred to as the SPD Area. The locations of the Former Power Plant building and SPD Area monitoring well network are shown on Figure 2.

The primary contaminant of concern in groundwater found at the Charles River Gateway and SPD Area is tetrachloroethylene (PCE). The potential source of PCE identified by supplemental delineation is unknown. Residual PCE concentrations located in the former Power Plant Building area were remediated during the original 2014/2015 Phase IV CRA and post-remediation groundwater sampling results were below applicable standards, as presented in the June 2015 Phase IV Status Report #2. As a result of discussions with MassDEP in the spring of 2025, PFAS was added to the sampling program to assess for the presence of PFAS in Site groundwater.

1.3 Relevant Contacts

1.3.1 Responsible Party

The Massachusetts Division of Capital Asset Management and Maintenance
Contact: Ms. Susan Ruch, Director of Environmental Services
One Ashburton Place, 15th Floor
Boston, Massachusetts 02108
(617) 727-4050

1.3.2 Licensed Site Professional

Mr. Frank M. Ricciardi, P.E., LSP (No. 5586)
Weston & Sampson Engineers, Inc.
55 Walkers Brook Drive, Suite 100
Reading, Massachusetts 01867
(978) 573-4040

1.4 Release History

Please refer to the December 2013 Phase IV RIP for a detailed description of the release history at the Site.

1.5 MCP Soil and Groundwater Classification

1.5.1 Soil

Considering both current and potential future Site activities and uses, soil in the SPD Area is categorized as S-1, in accordance with the MCP, 310 CMR 40.0933(5). Generally, the upper six feet of the SPD Area

does not contain PCE concentrations, which supports the Conceptual Site Model (CSM) that the release was localized and is migrating through the groundwater table. However, the soil is considered accessible because the SPD Area is largely unpaved, and impacts were detected in potentially accessible soils. The S-1 category is the most restrictive standard that can be applied to a disposal site.

1.5.2 Groundwater

At a minimum, the MCP categorizes all groundwater in Massachusetts as GW-3 per 310 CMR 40.0932(2). The GW-1 criteria as defined in 310 CMR 40.0932(4) applies to the western portion of the SPD Area that is located within a medium yield Potentially Productive Aquifer (PPA). MassGIS data was used to delineate the GW-1 boundary. Please refer to Figure 3 for the MassGIS Area Receptor Map including the PPA.

The GW-2 criteria, as defined in the MCP, 310 CMR 40.0932(6), applies to groundwater within 30 feet of an existing or planned building or structure that is or will be occupied, and the average annual depth to groundwater in that area is 15 feet or less. Currently, GW-2 criteria do not apply to the SPD Area because, although the seasonal high groundwater is identified at the Site less than 15 feet below ground surface (ft. bgs), occupied structures are not present. However, the Town of Medfield is contemplating future residential development of the remediated Former Laundry Parcel and adjacent Town-Owned land; therefore, groundwater in the SPD Area is being compared to the GW-2 standards for evaluation purposes. Pursuant to an agreement with the Town, DCAMM is working to achieve the lower MCP GW-2 standard although a building is not currently present on, or within 30 feet of, the Former Laundry Parcel. Figure 4 – Average PCE in Overburden (≤15 Feet) Groundwater depicts the average PCE concentration and average depth to groundwater over the last 4 monitoring rounds (i.e., 2 years), where data exists.

In summary, groundwater concentrations were compared to:

- GW-1 cleanup standards for the portion of the SPD Area within the PPA boundary;
- GW-2 standards for the SPD Area wells installed on and within 30 feet of the Former Laundry Building parcel, since future building development size, location, and orientation are unknown at this time, with an average depth to groundwater equal to or less than 15 ft. bgs;
- GW-2 standards for deep groundwater (greater than 15 ft. bgs) for future evaluation purposes only, on or within 30 feet of the Former Laundry Parcel Area, since future building development size, location, and orientation are unknown at this time; and
- GW-3 standards for all other areas.

SPD Area wells are being compared to GW-2 standards for evaluation purposes only and are not required to be compared to GW-2 standards under the MCP. Deep wells are screened 15 feet below ground or more, and they are not representative of groundwater conditions within 15 feet of the surface. Applicable standards for a given area are presented in analytical summary tables included with this report.

1.6 Response Action Objectives

As described in the Weston & Sampson March 2022 Phase IV RIP Modification Report, the goal of the 2022 SPD Area Remediation was to lower the concentration of Volatile Organic Compounds (VOCs), specifically PCE, in SPD Area groundwater. The remedial objective is to achieve concentrations of PCE below the Method 1 GW-2 standards on the parcel to be conveyed to the Town of Medfield in the future.

The MCP GW-2 standard for PCE is 20 micrograms per liter (µg/L). For SPD area groundwater located within the PPA, the remedial objective is to achieve concentrations of PCE below the applicable Method 1 GW-1 standard for PCE of 5 µg/L. PCE concentrations in groundwater at the Site are below the GW-3 standard of 30,000 µg/L.

In March 2022, remedial activities associated with the modified CRA began including Site preparation, excavation, stockpiling, and on-Site blending of non-impacted unsaturated soils with ZVI. The project Contractor excavated and transported 4,735 tons of impacted saturated soils to Hopedale Landfill, in Hopedale, Massachusetts for reuse. Approximately 18,000 gallons of dewatering fluids were treated on-Site via a mobile groundwater treatment system. Effluent testing of this system demonstrated effective treatment/removal of VOCs prior to on-Site recharge.

Site restoration included backfill of ZVI-blended unsaturated soils in the saturated zone, backfill with supplier-certified clean material above the ZVI-blended material in the unsaturated zone above the seasonal high groundwater table, and construction of a PRB wall along the downgradient (western edge) of the treatment area. A total of 76 tons of granular ZVI and 125 tons of powdered ZVI were placed for residual PCE treatment. Eighteen groundwater monitoring wells were installed within and adjacent to the remediation area and these monitoring wells were added to the SPD groundwater monitoring well network. Because remedial objectives have been achieved within the Former Laundry Parcel area, groundwater monitoring at the Former Laundry Parcel concluded in August 2024. Groundwater monitoring continues for other areas at the Site.

The groundwater concentrations of PCE have decreased below the applicable Method 1 GW-1, GW-2, and/or GW-3 standard over four (4) seasonal groundwater monitoring events. The Former Laundry Building parcel and the area 30 feet horizontally from the Parcel limits achieved the response action objectives. As discussed in Section 1.5.2, GW-2 criteria, as defined in the MCP, 310 CMR 40.0932, does not currently apply to the SPD Area because occupied structures are not present. Since the Town of Medfield is contemplating constructing a future residential development on the remediated Laundry Parcel and adjacent Town-Owned land, groundwater analytical results in these areas are being compared to GW-2 criteria.

PFAS concentrations observed in Site groundwater are discussed below.

2.0 PHASE IV STATUS REPORT – SPD AREA GROUNDWATER

This Phase IV Status Report #21 has been prepared in general accordance with the MCP, 310 CMR 40.0877(4). Future Phase IV Status Reports will be submitted every six months (MCP required frequency) on or before February 1st and August 1st of each year. The MCP requirements are shown in ***bold, italic text*** below and the text satisfying these requirements are shown in regular text.

a) A description of the type and frequency of operation, maintenance and/or monitoring activities conducted;

Monitoring activities include post-remediation groundwater assessment/analytical testing. PCE-impacted groundwater at the Site was remediated in 2022 through source area removal of impacted soil, treatment of residual and downgradient PCE-impacted groundwater by blending ZVI with backfilled materials, and the installation of a ZVI PRB wall. The monitored natural attenuation (MNA) component of the original CRA remains in place to the west of the PRB. The final round of quarterly groundwater monitoring of the Former Laundry Parcel SPD area wells was completed in August 2024. SPD area wells were not sampled for VOCs during the November 2024, February 2025, and May 2025 groundwater monitoring rounds. Quarterly groundwater monitoring of the down-gradient and C&D area monitoring wells is on-going.

A description of the most recent 2025 quarterly groundwater monitoring events completed since the last status report is provided in the following section:

Groundwater Monitoring

Since the submission of Status Report #20, Weston & Sampson collected seasonal groundwater samples for laboratory analysis in February 2025 and May 2025 (winter and Spring monitoring events). Compendium of Analytical Methods (CAM) were used for analyses to obtain MCP presumptive certainty. In addition, appropriate quality assurance/quality control (QA/QC) samples were collected including duplicates and trip blanks. Weston & Sampson gauged groundwater elevations in February and May 2025 and the results are provided in Table 1. Please refer to Tables 2A, 2B, and 2C, collectively referenced as "Table 2" in the text of this report, for a summary of analytical results from the February and May 2025 and prior monitoring events, Figure 2 for monitoring well locations, and Appendix A for laboratory data packages.

Following completion of the modified Phase IV remedial excavation and backfilling activities, 18 new groundwater monitoring wells were installed within and adjacent to the remediation area. These shallow and deep monitoring wells, identified as SPD-MW-900 through SPD-MW-911, were added to the SPD Area groundwater monitoring well network. Out of the 18 new groundwater monitoring wells installed, none of the monitoring wells were sampled during the February or May 2025 monitoring round for VOCs. Four of these new monitoring wells were sampled for PFAS.

Quarterly groundwater monitoring will continue from the C&D Area and certain down-gradient monitoring wells for PCE and/or metals concentrations.

b) A description of any significant modifications of the operation, maintenance and/or monitoring program made since the RIP or any preceding Phase IV Status Report;

Based on discussions with MassDEP, DCAMM added the collection of PFAS groundwater samples at the Site for a minimum of four quarters. Weston & Sampson sampled groundwater from twelve (12) existing on-site wells for PFAS during the May 2025 monitoring event. The 12 wells were selected based on their proximity to former and abandoned sewer lines and their downgradient positions from the C&D and SPD Areas. The wells are listed below:

- SPD-IW-101
- SPD-MW-401S
- SPD-MW-402
- SPD-MW-501
- SPD-MW-602
- SPD-MW-704
- SPD-MW-903S
- SPD-MW-903D
- SPD-MW-905
- SPD-MW-906
- CD-MW-601
- CD-MW-603

An evaluation of the PFAS results is found in the Section below.

c) An evaluation of the performance of the remedial action during the reporting period, including whether the initial implementation and operation of the Comprehensive Remedial Action indicates that the remedy is performing as designed to achieve the remedial goals of the Phase IV Remedy Implementation Plan described in 310 CMR 40.0874(3):

During the reporting period, remedial actions included the groundwater monitoring discussed above. The February and May 2025 groundwater monitoring events provide additional information regarding the overall performance of the CRA as designed in the Phase IV RIP Modification. The results of the monitoring results are described below.

PCE Results

Significant decreases in PCE concentrations continue to be observed following Phase IV remedial activities in several down-gradient groundwater monitoring wells during the February and May 2025 monitoring events. Trends in SPD Area wells that have been sampled during this status report period within the Former Laundry Parcel and downgradient of the remediation area include the following:

- PCE concentrations in SPD-MW-500, SPD-IW-101, SPD-MW-704, and SPD-MW-401s appear stable and below applicable GW-2 standards.
- PCE concentration in SPD-MW-504R appears stable and below applicable GW-1 standards.
- PCE concentrations in other downgradient wells appear stable and below GW-2 standards.
- PCE daughter products, specifically trichloroethylene (TCE), cis-1,2-dichloroethylene (DCE), and/or vinyl chloride, have been detected in seven wells (SPD-IW-104, SPD-MW-402, CD-MW-503, CD-MW-504, CD-MW-505 and SPD-MW-907D) over several seasonal monitoring events indicative of a localized area of anaerobic degradation. These concentrations are below applicable groundwater cleanup standards over the past four seasonal rounds.

Please refer to Table 2 for laboratory analytical results, Figure 4 for average PCE results in overburden groundwater for the last four monitoring rounds, and Appendix B for trend graphs.

PFAS Results

Total PFAS 6 concentrations were detected at levels above the MCP Reportable Concentration GW-1 (RCGW-1) standard (20 nanograms per liter [ng/l]), which is applicable to current or potential drinking water source areas, in the three wells in the PPA that were sampled. Total PFAS 6 concentrations were detected in groundwater monitoring wells CD-MW-601, CD-MW-603, and SPD-MW-402 at concentrations of 27.2 ng/L, 29.8 ng/L, and 29.8 ng/L, respectively. Concentrations of PFAS 6 were detected in the remaining wells; however, there were no exceedances of the MCP Reportable Concentration GW-2 (RCGW-2) standard for total PFAS 6. RCGW-2 is applicable to groundwater located outside of current or potential drinking water source areas.

Groundwater monitoring wells CD-MW-601, CD-MW-603, and SPD-MW-402 also are in close proximity to the Charles River, with the closest being CD-MW-603 (approximately 30 feet from the river). Pursuant to the MCP, releases to groundwater that have been or are within one year likely to be detected in a surface water body are considered a condition of Substantial Release Migration (SRM) and require 72-hour notification to the MassDEP. Weston & Sampson notified DCAMM and subsequently reported this condition to MassDEP on behalf of DCAMM on Wednesday, June 25, 2025. The MassDEP assigned RTN 2-52059 to the release condition. MassDEP approved an assessment only Immediate Response Action for the PFAS release, and Weston & Sampson is in the process of preparing and submitting the IRA Plan.

Please refer to Table 3 for a summary of the PFAS analytical results and to Figure 5 for a representation of the PFAS results.

Metals Results

As part of the C&D Area remediation at the property, six monitoring wells, CD-MW-500, CD-MW-501, CD-MW-502, CD-MW-503, CD-MW-504, and CD-MW-505, were installed in June 2015 on the downgradient edge of the Fill Relocation Area. These sentinel monitoring wells are located within an area of fill containing metal impacts along the gas line easement (see Figure 2 for location). The fill in this area could not be excavated during the C&D Area remediation due to potential damage or disruption of the gas line or fill/soils supporting the gas line. Sentinel wells installed downgradient of the gas line are sampled seasonally for VOCs and metals as part of the SPD Area Groundwater Phase IV. Groundwater sampling results from the sentinel wells continue to show that localized concentrations of lead and/or zinc are above the applicable Method 1 Risk Characterization Standards in wells CD-MW-501 and CD-MW-504.

Groundwater sampled from CD-MW-504 during the November 2024 round exhibited a lead concentration an order of magnitude higher than historical results (230 µg/L). A discussion on the reasoning for the exceedance at CD-MW-504 can be found in Status Report #20. During the May 2025 sampling round for this Status Report period (February and May 2025), lead concentrations in CD-MW-504 decreased, though still above MCP Method 1 standards (50 µg/L and 18.9 µg/L, respectively.)

Additionally, CD-MW-501 had a zinc concentration of 2,043 µg/L above MCP Method 1 standards in May 2025.

C&D Area 600 Series

Six additional groundwater monitoring wells / piezometers were installed on October 31, 2024. Three wells were installed downgradient of monitoring well CD-MW-501 and three were installed downgradient

of monitoring well CD-MW-504 to further evaluate metals and VOCs concentrations in groundwater outside of the remaining C&D waste within the gas line easement. The 600 series wells are approximately 25 feet away from their respective 500 series well and located closer to the Charles River. Each of the 600 series wells was sampled for VOCs and MCP-14 Metals.

Groundwater samples from the February 2025 rounds at the CD-600 series groundwater monitoring wells / piezometers exhibited multiple metals concentrations above applicable MCP Method 1 groundwater standards. Wells CD-MW-601 and CD-MW-602 exhibited zinc concentrations of 1,800 and 1,200 µg/L, respectively, and wells CD-MW-603 and CD-MW-604 exhibited lead concentrations of 16 and 17 µg/L, respectively.

Groundwater samples from the May 2025 round also exhibited metals concentrations above the applicable MCP Method 1 groundwater standards. Wells CD-MW-601, CD-MW-602, and CD-MW-603 exhibited zinc concentrations of 1,102, 1,374, and 930.5 µg/L, respectively. Well CD-MW-600 exhibited an arsenic concentration of 27.1 µg/L and well CD-MW-603 exhibited a lead concentration of 36 µg/L.

Groundwater metals analytical results are provided in Table 2. Generally, metal concentrations in the last two years have decreased over time or have equilibrated, with exceptions noted above. Concentrations will continue to be monitored in future sampling events.

Please refer to Table 2 for a summary of the C&D wells analytical results and to Figure 6 for a representation of the metals exceedances from the May 2025 sampling round.

Performance of the Remedy as Designed

The May 2025 groundwater analytical data indicated PCE concentrations continue to trend downward following the remedy implementation. PCE concentrations in downgradient wells continue to be below applicable concentrations, with certain downgradient wells having significant decreases in PCE concentrations. This data indicates CRA activities have resulted in lower dissolved PCE concentrations in groundwater and have achieved remedial action objectives of the Phase IV RIP Modification.

Groundwater monitoring will be continued from C&D Area and select downgradient SPD area monitoring wells on a quarterly basis.

d) A description of any conditions or problems noted during the period that are or may be affecting the performance of the Comprehensive Remedial Action;

None applicable.

e) A description of any measures taken to correct conditions which are affecting the performance of the Comprehensive Remedial Action; and

Field adjustments were made to the SPD Area Remediation area. These adjustments were described in the previous Phase IV Status Reports #15 and #16.

f) The name, license number, signature and seal of the LSP.

As listed in Section 1.3.2, the Site LSP is:

Mr. Frank M. Ricciardi, P.E., LSP (No. 5586)
Weston & Sampson Engineers, Inc.
55 Walkers Brook Drive, Suite 100
Reading, MA 01867
(978) 532-4040

3.0 LIMITATIONS

This Phase IV – Remedy Implementation Plan Status Report #21 was prepared for the use of the Massachusetts Division of Capital Asset Management and Maintenance, exclusively. The findings provided by Weston & Sampson in this report are based solely on the information reported in this document. Future investigations, and/or information that was not available to Weston & Sampson at the time of the investigation, may result in a modification of the findings stated in this report.

Should additional information become available concerning this Site or neighboring properties which could directly impact the Site in the future, that information should be made available to Weston & Sampson for review so that, if necessary, information presented in this report may be modified. The information/evaluation presented in this report are based on Site conditions observed by Weston & Sampson personnel at the time of the investigation, information provided by the Massachusetts Division of Capital Asset Management and Maintenance, and samples collected and analyzed on the dates shown or stated in this report. This report has been prepared in accordance with generally accepted engineering and geological practices. No other warranty, express or implied, is made.

FIGURES

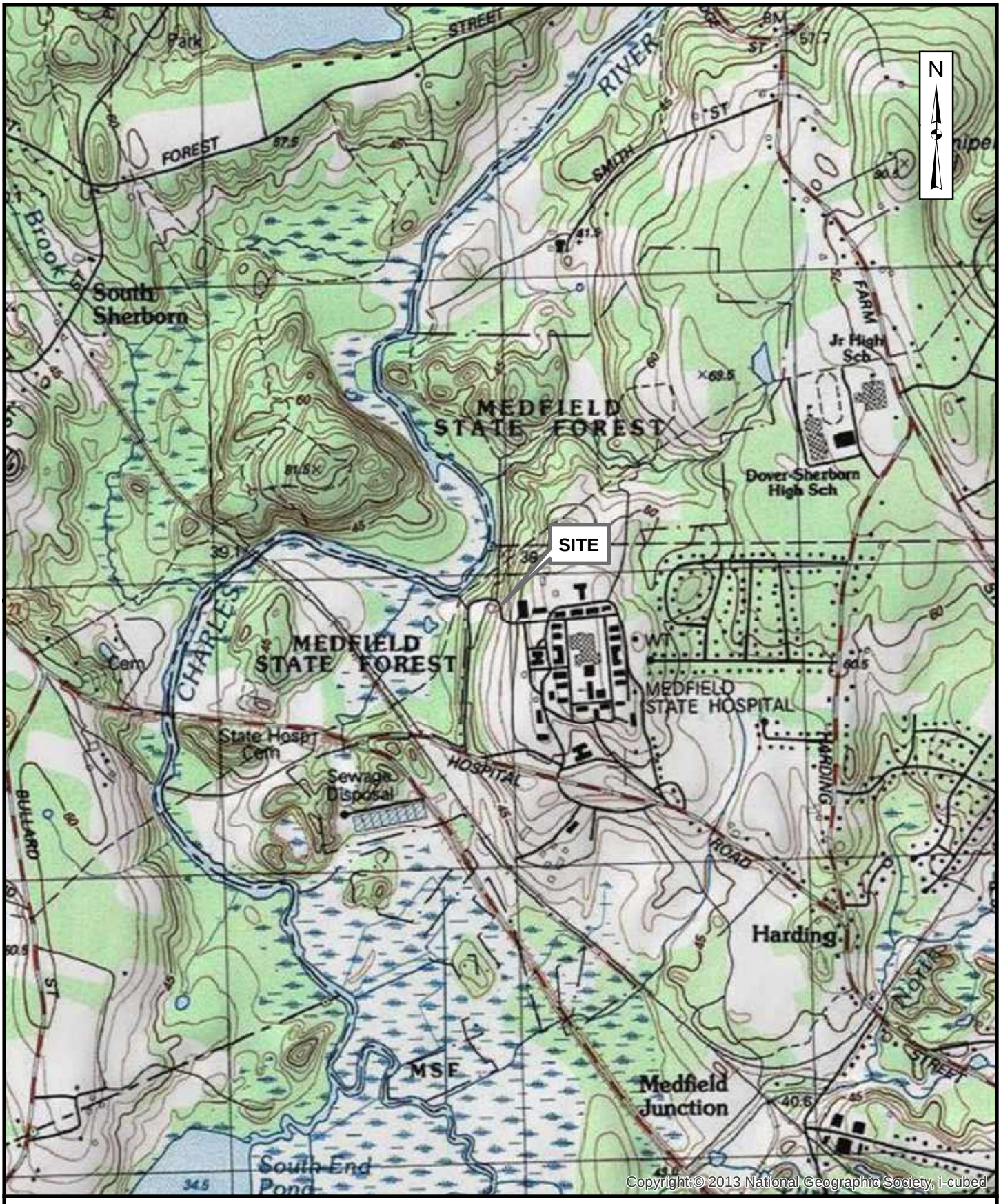

FIGURE 1
45 HOSPITAL ROAD
MEDFIELD, MASSACHUSETTS

LOCUS MAP

0 2,000 4,000 **Feet**

Weston & Sampson

Path: \\wse03.local\WSE\Projects\MA\DCAMM\Medfield State Hospital\CAD\GIS\Figure 1 - Locus Map.mxd **User:** McGuireM **Saved:** 1/27/2023 2:01:36 PM **Opened:** 1/27/2023 2:02:34 PM

\\wse03.local\WSE\Projects\MA\DCAMM\Medfield State Hospital\CAD\Groundwater Sampling\25 - November 2024\Figure 1 - Exist Conds Site Plan.dwg

CHARLES RIVER

24-INCH GAS LINE

SPD-MW-505

SPD-MW-504R

SPD-MW-402

POTENTIALLY PRODUCTIVE AQUIFER BOUNDARY/GW-1 BOUNDARY

PROPERTY LINE

CD-MW-505

CD-MW-605

CD-MW-604

CD-MW-603

CD-MW-504

SPD-MW-502

STONE WALL

SPD-MW-802

TOWN OF MEDFIELD PROPERTY

DCAMM PROPERTY

LOCATION OF FORMER LAUNDRY BUILDING (NOW DEMOLISHED)

CD-MW-503

SPD-MW-704

SPD-MW-703

SPD-IW-104

SPD-IW-101

CD-MW-502

CD-MW-601

CD-MW-602

CD-MW-501

CD-MW-600

CD-MW-500

LOCATION OF FORMER POWER PLANT BUILDING (NOW DEMOLISHED)

GRAVEL PARKING LOT

SPD-MW-804

SPD-MW-501

SPD-MW-801

SPD-MW-602

SPD-MW-601

SPD-MW-401S

SPD-IW-32

SPD-MW-902

SPD-MW-900

SPD-MW-901S/D

SPD-MW-907S/D

SG-901

SPD-MW-603

SPD-MW-600

SG-908

SG-907

SPD-MW-906

SPD-MW-910

SPD-MW-903S/D

SPD-MW-500

SPD-MW-905

SPD-MW-700

PRB WALL

SPD-MW-909S/D

SPD-MW-908S/D

SPD-MW-904S/D

SPD-MW-911

LIMIT OF BOTTOM OF EXCAVATION / ZVI/SOIL BACKFILL

PROPERTY LINE

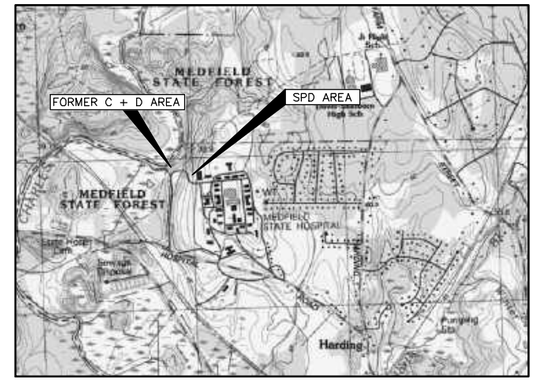

LOCUS MAP
NOT TO SCALE

N

LEGEND:

- GW MONITORING WELL
- GW MONITORING WELL (INSTALLED JUNE 2019/DELINEATION PROGRAM)
- GW MONITORING WELL (INSTALLED MARCH 2020/DELINEATION PROGRAM)
- GW MONITORING WELL (INSTALLED JUNE, JULY, AND SEPTEMBER 2022 AND FEBRUARY 2023 AS PART OF REMEDIAL CONSTRUCTION)
- DECOMMISSIONED GW MONITORING WELL (DECOMMISSIONED IN APRIL 2023 AS PART OF REMEDIAL CONSTRUCTION)
- TEMPORARY SOIL GAS MONITORING POINTS (INSTALLED MAY 2024)
- PAVED SURFACE
- UNPAVED TRAIL
- FORMER C&D AREA BOUNDARY

NOTES:
1. WELLS SPD-MW-600, SPD-MW-700, E6, E6D, F6, F6D, G6, G7, GH56, H6, AND H7 WERE DECOMMISSIONED AS PART OF REMEDIAL CONSTRUCTION ACTIVITIES IN APRIL 2022.
2. WELLS SPD-MW-900 THROUGH SPD-MW-908 WERE INSTALLED IN JUNE AND JULY 2022 BY DRILLEX. WELLS SPD-MW-909 THROUGH SPD-MW-911 WERE INSTALLED SEPTEMBER 2022 BY DRILLEX.
3. NEWLY INSTALLED WELL LOCATIONS AND SOME EXISTING WELL LOCATIONS WERE UPDATED BASED ON A SURVEY CONDUCT BY HANLON LAND SURVEYING, INC. OF NORTON, MASSACHUSETTS ON AUGUST 9, 2022 AND REVISED ON NOVEMBER 23, 2022.

80 40 0 80 160

SCALE: 1"=80'

FIGURE 2

MA DIVISION OF CAPITAL ASSET MANAGEMENT AND MAINTENANCE
MEDFIELD STATE HOSPITAL, MEDFIELD, MA

EXISTING CONDITIONS SITE PLAN

DESIGNED BY: MDM	CHECKED BY: RMH	DATE: NOVEMBER 2024

Weston & Sampson℠

Path: \\wse03.local\WSE\Projects\MA\DCAMM\Medfield State Hospital\CAD\GIS\Figure 3 - Area Receptors Map.mxd **User:** McGuireM **Saved:** 8/3/2022 9:09:24 AM **Opened:** 8/3/2022 9:10:51 AM

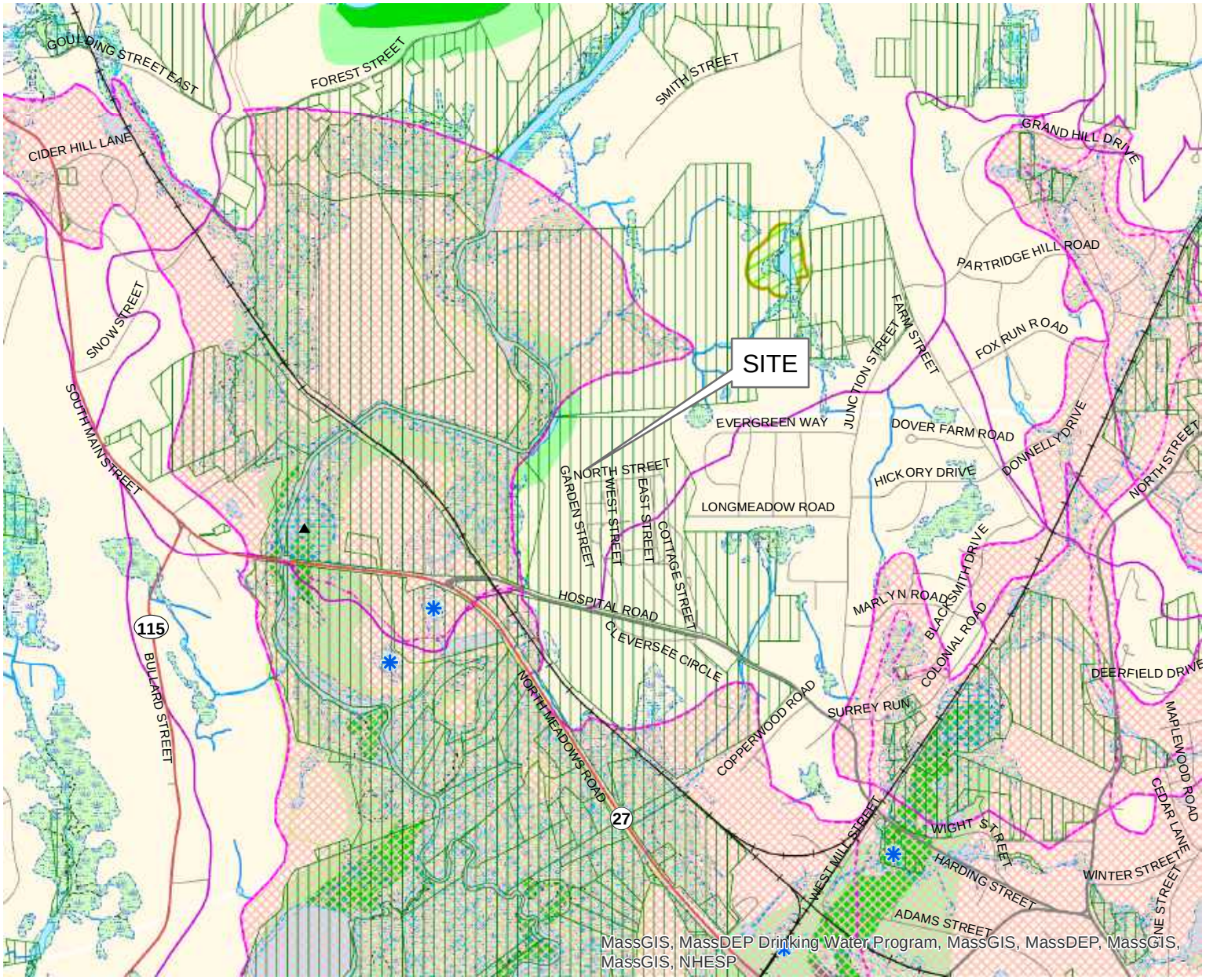

Legend

- Ground Water
- Surface Water
- Non-Community
- NHESP Certified Vernal Pools
- Railroads by Ownership
- Pipeline
- Pipeline Arbitrary Extension
- Powerline
- Powerline Arbitrary Extension
- Ski Lift/Tramway
- Substation
- Landing Strip/Airport
- Highway Exit Locations

Road Classification

- Limited Access Highway
- Multi-lane Hwy, not limited access
- Other Numbered Highway
- Major Road, Collector
- Minor Road, Arterial
- Sub-basins
- Landfills
- Dumping Grounds
- River, Stream, Shoreline
- Water
- Wetland
- Sole Source Aquifers
- NHESP Estimated Habitats of Rare Wildlife
- NHESP Priority Habitats of Rare Species
- High Yield
- Medium Yield
- Protected and Recreational OpenSpace (Polygons)
- High Yield
- Medium Yield
- MA Towns (from Survey Points)

N
W E
S

1,200 600 0 1,200
Feet

Miles
0.25 0.125 0 0.25

Data Source: Office of Geographic and Environmental Information (MassGIS), Commonwealth of Massachusetts Executive Office of Environmental Affairs

FIGURE 3
MEDFIELD STATE HOSPITAL
45 HOSPITAL ROAD
MEDFIELD, MA

AREA RECEPTORS MAP

Weston & Sampson

CHARLES RIVER

24-INCH GAS LINE

SPD-MW-505
NS, NS, 8.32'

SPD-MW-504R
2.48, 3.4, 13.88'

SPD-MW-402
2.98, 3.6, 7.41'

POTENTIALLY PRODUCTIVE AQUIFER BOUNDARY/GW-1 BOUNDARY

PROPERTY LINE

CD-MW-505
0.73, 1.4, 6.29'

CD-MW-605
1.45, 1.8, 4.07'

CD-MW-604
0.5, 0.5, 3.87'

CD-MW-504
1.0, 2.0, 7.92'

CD-MW-603
0.5, 0.5, 3.92'

CD-MW-503
0.5, 0.5, 9.72'

SPD-MW-502
NS, NS, 6.53'

SPD-MW-802
NS, NS, 5.93'

TOWN OF MEDFIELD PROPERTY

DCAMM PROPERTY

STONE WALL

SPD-MW-704
6.05, 7.2, 10.83'

SPD-IW-104
NS, NS, 14.64'

SPD-MW-501
NS, NS, 7.69'

SPD-MW-801
1.4, 1.4, 10.54'

CD-MW-502
0.5, 0.5, 8.96'

LOCATION OF FORMER POWER PLANT BUILDING (NOW DEMOLISHED)

SPD-MW-602
0.5, 0.5, 11.95'

SPD-MW-601
2.0, 2.0, 9.93'

CD-MW-602
0.5, 0.5, 3.83'

SPD-MW-603
NS, NS, 13.45'

SPD-IW-101
3.2, 3.2, 16.66'

SPD-MW-401S
1.73, 3.1, 10.01'

CD-MW-501
0.5, 0.5, 6.06'

SPD-IW-32
NS, NS, 11.48'

SPD-MW-901S
NS, NS, 14.64'

CD-MW-601
0.5, 0.5, 2.55'

SPD-MW-903S
NS, NS, 11.76'

SPD-MW-907S
0.5, 0.5, 6.94'

CD-MW-600
0.5, 0.5, 2.10'

SPD-MW-908S
NS, NS, 14.50'

SPD-MW-500
0.93, 1.80, 11.76'

PRB WALL

PARKING LOT

SPD-MW-909S
NS, NS, 10.42'

CD-MW-500
0.5, 0.5, 2.88'

SPD-MW-904S
NS, NS, 14.53'

LIMIT OF BOTTOM OF EXCAVATION/ZVI/SOIL BACKFILL

SPD-MW-804
NS, NS, 15.57'

PROPERTY LINE

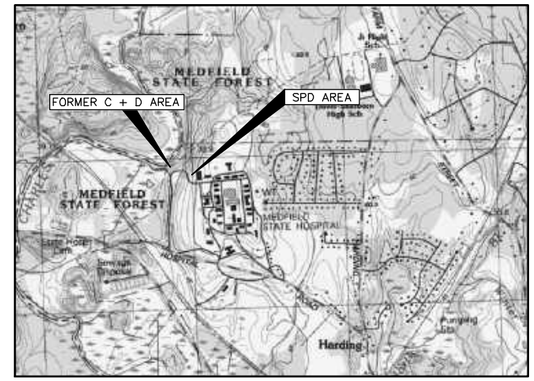

LOCUS MAP
NOT TO SCALE

N

LEGEND:

- GW MONITORING WELL
- GW MONITORING WELL (INSTALLED FEBRUARY 2023)
- GW MONITORING WELL (NOT SAMPLED)
- WETLAND BOUNDARY
- PCE CONCENTRATIONS > GW-1 (>5 µg/L)
- PCE CONCENTRATIONS > GW-1 (>5 µg/L) LOCATED OUTSIDE OF THE GW-1 BOUNDARY
- PCE CONCENTRATIONS > GW-2 (>20 µg/L) - SEE NOTE 1
- INFERRED PCE ISOCONTOUR
- FORMER C&D AREA BOUNDARY
- 0.73, 1.4, 6.29' — AVERAGE PCE RESULT, MAXIMUM PCE RESULT, AVERAGE DEPTH TO WATER (LAST 4 MONITORING ROUNDS) - SEE NOTE 2

NOTES:

1. AVERAGE PCE CONCENTRATIONS IN GROUNDWATER WERE BELOW COMPARISON STANDARDS AND NO ISOCONTOURS FOR GW-2 ARE PRESENT.
2. GROUNDWATER DATA WAS AVERAGED FROM AUGUST 2024 TO MAY 2025 (4 SAMPLING EVENTS/1 YEAR). WHEN WELLS WERE NOT SAMPLED IN NOVEMBER 2024, DATA WAS AVERAGED FOR THE MOST RECENT THREE ROUNDS.
3. PCE IS TETRACHLOROETHYLENE.
4. ISO CONTOURS ARE BASED ON INTERPOLATION OF AVERAGED PCE RESULTS IN GROUNDWATER WELLS SUBJECT TO GW-1/GW-2 STANDARDS. REFER TO THE INSET FIGURE FOR PCE RESULTS AND ISOCONTOURS FOR WELLS CURRENTLY SUBJECT TO GW-3 STANDARDS BASED ON NOVEMBER 2022 GROUNDWATER GAUGING DATA.
5. PIEZOMETER WELL CD-MW-600 THROUGH CD-MW-605 WERE INSTALLED IN OCTOBER 2024 BY NEW ENGLAND GEOTECH.
6. WELLS SPD-MW-600, SPD-MW-700, E6, E6D, F6, F6D, G6, G7, GH56, H6, AND H7 WERE DECOMMISSIONED AS PART OF REMEDIAL CONSTRUCTION ACTIVITIES.
7. WELLS SPD-MW-900 THROUGH SPD-MW-908D WERE INSTALLED IN JUNE AND JULY 2022 BY DRILLEX. WELLS SPD-MW-909D THROUGH SPD-MW-911 WERE INSTALLED SEPTEMBER 2022 BY DRILLEX.
8. SHALLOW WELLS SPD-MW-900S, SPD-MW-903S, SPD-MW-907S, SPD-MW-908S, AND SPD-MW-909S WERE INSTALLED ON FEBRUARY 1, 2023 BY NEW ENGLAND GEOTECH.
9. NEWLY INSTALLED WELL LOCATIONS AND SOME EXISTING WELL LOCATIONS WERE UPDATED BASED ON A SURVEY CONDUCT BY HANLON LAND SURVEYING, INC. OF NORTON, MASSACHUSETTS ON AUGUST 9, 2022 AND REVISED ON NOVEMBER 23, 2022.
10. PURSUANT TO AN AGREEMENT WITH THE TOWN, DCAMM IS WORKING TO ACHIEVE THE LOWER MCP GW-2 STANDARD ALTHOUGH A BUILDING IS NOT CURRENTLY PRESENT ON, OR WITHIN 30 FEET OF, THE LAUNDRY PARCEL.
11. BGS = BELOW GROUND SURFACE.

80 40 0 80 160

SCALE: 1"=80'

FIGURE 4

MA DIVISION OF CAPITAL ASSET MANAGEMENT AND MAINTENANCE
MEDFIELD STATE HOSPITAL, MEDFIELD, MA

AVERAGE PCE IN OVERBURDEN (≤15 FEET BGS) GROUNDWATER

DESIGNED BY: PRB	CHECKED BY: MDM	DATE: JULY 2025

Weston & Sampson

P:\MA\DCAMM\Medfield State Hospital\CAD\Groundwater Sampling\27 - May 2025\Figure 2 - May 2025 Average PCE and DTW Post-ISCO.dwg

RIVER

CHARLES

100-YEAR FLOODPLAIN

200-FT RIVERFRONT AREA

LIMIT OF BORDERING VEGETATED WETLAND

POTENTIALLY PRODUCTIVE AQUIFER BOUNDARY/GW-1 BOUNDARY

PROPERTY LINE

TOWN OF MEDFIELD PROPERTY

DEMOLISHED

DEMOLISHED

CD-MW-603
Total MCP PFAS6 Sum: 29.8 ng/l
Total PFAS Sum: 124.8 ng/l

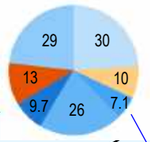

SPD-MW-402
Total MCP PFAS6 Sum: 29.8 ng/l
Total PFAS Sum: 90.7 ng/l

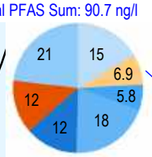

SPW-MW-402

CD-MW-603

CD-MW-601

CD-MW-601
Total MCP PFAS6 Sum: 27.2 ng/l
Total PFAS Sum: 101.2 ng/l

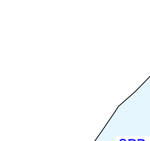

SPD-MW-704
Total MCP PFAS6 Sum: 9.9 ng/l
Total PFAS Sum: 12.4 ng/l

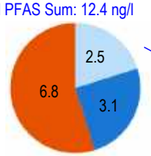

SPD-MW-704

SPD-IW-101
Total MCP PFAS6 Sum: 7.1 ng/l
Total PFAS Sum: 9.3 ng/l

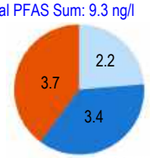

SPD-IW-101

SPD-MW-903S
SPD-MW-903D

SPD-MW-903S
Total MCP PFAS6 Sum: 8.5 ng/l
Total PFAS Sum: 14.8 ng/l

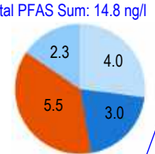

SPD-MW-903D
Total MCP PFAS6 Sum: 7.2 ng/l
Total PFAS Sum: 13.2 ng/l

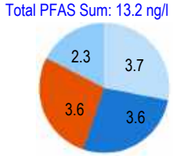

SPD-MW-501
Total MCP PFAS6 Sum: 18.5 ng/l
Total PFAS Sum: 24.2 ng/l

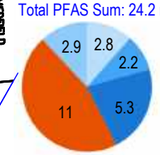

SPD-MW-501

SPD-MW-401S
Total MCP PFAS6 Sum: 14.9 ng/l
Total PFAS Sum: 18.8 ng/l

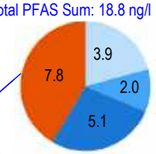

SPD-MW-401S

SPD-MW-602
Total MCP PFAS6 Sum: 9.1 ng/l
Total PFAS Sum: 9.1 ng/l

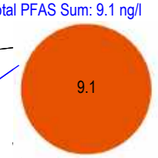

SPD-MW-602

SPD-MW-906
Total MCP PFAS6 Sum: 16.5 ng/l
Total PFAS Sum: 22.6 ng/l

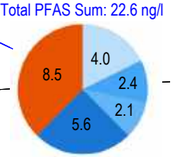

SPD-MW-906

SPD-MW-905

SPD-MW-905
Total MCP PFAS6 Sum: 70.7 ng/l
Total PFAS Sum: 81.1 ng/l

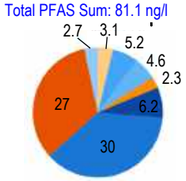

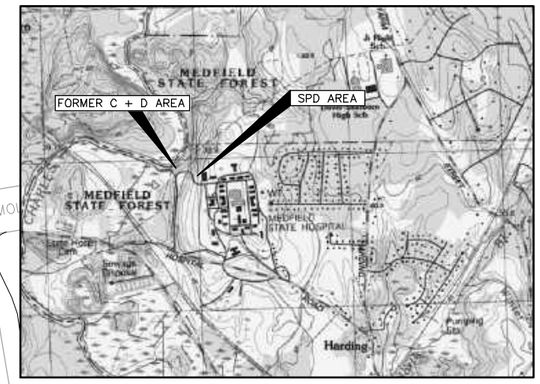

LOCUS MAP
NOT TO SCALE

N

LEGEND:

- WETLAND BOUNDARY
- FORMER C&D AREA BOUNDARY
- SPD-IW-101 MAY 2025 WELL SAMPLED FOR PFAS
- 200-FOOT RIVERFRONT AREA
- 100-YEAR FLOODPLAIN
- LIMIT OF BORDERING VEGETATED WETLAND

NOTES:
1. GROUNDWATER SAMPLES WERE COLLECTED ON MAY 14, 2025 AND ANALYZED IN ACCORDANCE WITH SOP-454, AN IN-HOUSE ISOTOPE DILUTION METHOD FOR ANALYZING PFAS IN NON-DRINKING WATER SAMPLES THAT COMPLIES WITH DEPARTMENT OF DEFENSE QUALITY SYSTEMS MANUAL 5.3 B-15. SAMPLES WERE ANALYZED BY PACE ANALYTICAL OF EAST LONGMEADOW, MASSACHUSETTS .
2. 'TOTAL PFAS SUM' IS THE SUM TOTAL OF 34 DISTINCT PFAS COMPOUNDS.
3. 'TOTAL MCP PFAS6 SUM' IS THE SUM TOTAL OF THE 6 PAS COMPOUNDS REGULATED BY THE MCP: PFDA, PFHpA, PFHxS, PFNA, PFOS, AND PFOA.
4. ND = NON-DETECT
5. NS = NO SAMPLE TAKEN
6. PIEZOMETER WELLS CD-MW-600 THROUGH CD-MW-605 WERE INSTALLED IN OCTOBER 2024 BY NEW ENGLAND GEOTECH.
7. BGS = BELOW GROUND SURFACE

LEGEND:

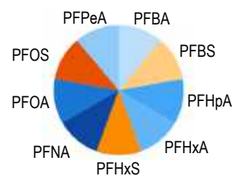

100 50 0 100 200

SCALE: 1"=100'

FIGURE 5

MA DIVISION OF CAPITAL ASSET MANAGEMENT AND MAINTENANCE
MEDFIELD STATE HOSPITAL, MEDFIELD, MA

PFAS CONCENTRATIONS
(MAY 2025)

DESIGNED BY: PRB	CHECKED BY: RMH	DATE: JULY 2025

Weston & Sampson℠

P:\MA\DCAMM\Medfield State Hospital\CAD\Groundwater Sampling\27 - May 2025\Figure 5 - May 2025 PFAS6 sum.dwg

Weston & Sampson

CHARLES

CHARLES

SPD-MW-505

SPD-MW-402

CD-MW-604
NE

CD-MW-605
NE

CD-MW-505
NE

CD-MW-603
36, Pb
930.5, Zn

CD-MW-504
18.9, Pb

CD-MW-503
NE

CD-MW-502
NE

CD-MW-602
1374, Zn

CD-MW-501
2043, Zn

CD-MW-601
1102, Zn

CD-MW-600
27.14, As

CD-MW-500
NE

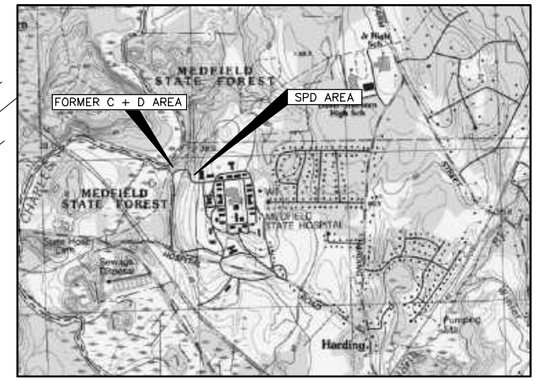

LOCUS MAP
NOT TO SCALE

N

LEGEND:

- GW MONITORING WELL
- WETLAND BOUNDARY
- FORMER C&D AREA BOUNDARY
- GAS LINE WEDGE AREA
- 36, Pb / 930.5, Zn — MAY 2025 METALS CONCENTRATION (µg/L), METAL SYMBOL

NOTES:
1. ONLY METALS CONCENTRATIONS ABOVE APPLICABLE METHOD 1 STANDARDS ARE SHOWN.
2. GROUNDWATER DATA COLLECTED MAY 14 THROUGH 15, 2025.
3. NS = NO SAMPLE TAKEN
5. PIEZOMETER WELLS CD-MW-600 THROUGH CD-MW-605 WERE INSTALLED IN OCTOBER 2024 BY NEW ENGLAND GEOTECH.
6. THE GW-1 STANDARD FOR LEAD IS 15 µg/L, THE GW-3 STANDARD FOR LEAD IS 10 µg/L.
7. BGS = BELOW GROUND SURFACE
8. Pb = LEAD
9. Zn = ZINC
10. NE = NO METHOD 1 EXCEEDANCES FOR METALS.

60 30 0 60 120

SCALE: 1"=60'

FIGURE 6

MA DIVISION OF CAPITAL ASSET MANAGEMENT AND MAINTENANCE
MEDFIELD STATE HOSPITAL, MEDFIELD, MA

METALS EXCEEDANCES IN C&D AREA GROUNDWATER (MAY 2025)

DESIGNED BY: PRB	CHECKED BY: MDM	DATE: JULY 2025

Weston & Sampson℠

\\wse03.local\WSE\Projects\MA\DCAMM\Medfield State Hospital\CAD\Groundwater Sampling\27 - May 2025\Figure 4 - May 2025 CD Metals Results.dwg

TABLES

Table 1
Groundwater Elevations
DCAMM - Former Medfield State Hospital - All Areas
Medfield, Massachusetts
May 28, 2024 through May 14, 2025

Location/ Monitoring Well	Well Diameter (inches)	Well Depth (feet)	Top of Well PVC Elevation (feet)	Elevation of Measuring Point - Top of PVC (feet) or River Bottom (feet)	Depth to Water (ft)	GW Elevation (ft amsl)	Depth to Water (ft)	GW Elevation (ft amsl)	Depth to Water (ft)	GW Elevation (ft amsl)	Depth to Water (ft)	GW Elevation (ft amsl)	Depth to Water (ft)	GW Elevation (ft amsl)
					5/28/2024	5/28/2024	8/26/2024	8/26/2024	11/19/2024	11/19/2024	2/10/2025	2/10/2025	5/14/2025	5/14/2025
C&D Area														
CD-MW-500	2	11.08		120.49	3.03	117.46	7.58	112.91	9.44	111.05	3.53	116.96	2.95	117.54
CD-MW-501	2	15.50		124.69	7.26	117.43	9.10	115.59	11.76	112.93	8.85	115.84	6.51	118.18
CD-MW-502	2	17.52		127.92	10.24	117.68	12.00	115.92	14.60	113.32	11.60	116.32	9.62	118.30
CD-MW-503	2	17.18		129.15	11.63	117.52	12.54	116.61	15.54	113.61	12.50	116.65	10.30	118.85
CD-MW-504	2	17.64		126.43	8.87	117.56	10.65	115.78	13.56	112.87	10.90	115.53	8.55	117.88
CD-MW-505	2	14.17		125.55	5.10	120.45	10.18	115.37	12.81	112.74	10.26	115.29	3.90	121.65
CD-MW-600	1	8.61							7.70	*	5.13	*	4.29	*
CD-MW-601	1	11.34							7.35	*	4.53	*	2.80	*
CD-MW-602	1	11.51							8.78	*	5.96	*	4.27	*
CD-MW-603	1	11.34							8.81	*	6.87	*	4.59	*
CD-MW-604	1	11.07							9.03	*	6.98	*	4.80	*
CD-MW-605	1	11.07							8.71	*	6.10	*	4.42	*
Staff Gauge	N/A	N/A	65.28	110.00	--	--	--	--	--	--	--	--		--
SPD Area														
SPD-MW-400(D)	2	17.60		196.05	--	--	--	--	--	--	--	--	--	--
SPD-MW-401(D)	2	30.73		189.60	--	--	--	--	--	--	--	--	--	--
SPD-MW-401(S)	2	18.72		190.30	13.16	177.14	17.55	172.75	DRY	--	11.93	178.37	9.55	180.75
SPD-MW-402	2	16.61		125.28	6.20	119.08	10.86	114.42	13.36	111.92	11.36	113.92	6.05	119.23
SPD-MW-500	2	17.89		189.82	14.45	175.37	16.82	173.00	DRY	--	14.61	175.21	12.85	176.97
SPD-MW-501	2	16.50		186.59	11.50	175.09	14.77	171.82	DRY	--	9.76	176.83	7.53	179.06
SPD-MW-502	2	14.12		149.02	4.80	144.22	7.40	141.62	11.80	137.22	7.53	141.49	3.38	145.64
SPD-MW-503	2	20.26		145.19	--	--	--	--	--	--	--	--	--	--
SPD-MW-504	2	23.36		136.56	--	--	--	--	--	--	--	--	--	--
SPD-MW-504R	2	20.35		136.38	15.02	121.36	DRY	--	18.74	--	16.72	119.66	11.65	124.73
SPD-MW-505	2	14.13		124.86	6.20	118.66	DRY	--	13.72	--	11.25	113.61	--	--
SPD-MW-507	1	22.21		183.38	--	--	--	--	--	--	--	--	--	--
SPD-MW-508	2	14.24		123.92	--	--	--	--	--	--	--	--	--	--
SPD-MW-600	2	21.65		195.77	DECOM	--	DECOM	--	--	--	--	--	--	--
SPD-MW-601	2	19.30		192.52	12.97	179.55	17.90	174.62	DRY	--	12.26	180.26	8.63	183.89
SPD-MW-602	2	18.10		197.80	12.14	185.66	17.50	180.30	DRY	--	11.48	186.32	6.86	190.94
SPD-MW-603	2	17.39		198.89	14.01	184.88	DRY	--	DRY	--	13.32	185.57	9.02	189.87
SPD-MW-700	2	22.02		198.61	DECOM	--	DECOM	--	--	--	--	--	--	--
SPD-MW-702	2	18.90		180.16	--	--	--	--	--	--	--	--	--	--
SPD-MW-703	2	19.90		174.26	--	--	--	--	--	--	--	--	--	--
SPD-MW-704	2	19.91		161.00	DRY	--	14.76	146.24	16.98	144.02	14.35	146.65	9.21	151.79
SPD-MW-705	2	22.51		180.00	--	--	--	--	--	--	--	--	--	--
SPD-MW-800	2	15.76		196.42	OBS	--	OBS	--	--	--	--	--	--	--
SPD-MW-801	2	21.86		190.06	13.50	176.56	16.65	173.41	DRY	--	13.07	176.99	10.89	179.17
SPD-MW-802	2	19.20		174.51	--	--	--	--	--	--	--	--	--	--
SPD-MW-803	2	18.06		139.41	--	--	--	--	--	--	--	--	--	--
SPD-MW-804	2	22.11		183.14	DRY	--	DRY	--	DRY	--	21.09	162.05	12.50	170.64
SPD-MW-900	2	26.57		199.32	15.21	184.11	DRY	--	DRY	--	--	--	10.52	188.80
SPD-MW-901S	2	14.60		194.34	12.05	182.29	DRY	--	DRY	--	11.81	182.53	7.11	187.23
SPD-MW-901D	2	20.34		198.41	15.77	182.64	21.90	176.51	DRY	--	15.81	182.60	11.05	187.36
SPD-MW-902	2	27.60		197.11	16.45	180.66	20.78	176.33	DRY	--	15.78	181.33	11.94	185.17
SPD-MW-903S	2	17.65		195.20	15.77	179.43	17.75	177.45	DRY	--	14.83	180.37	11.63	183.57
SPD-MW-903D	2	27.04		194.43	14.22	180.21	17.95	176.48	DRY	--	13.68	180.75	10.26	184.17
SPD-MW-904S	2	17.70		198.05	17.38	180.67	17.80	180.25	DRY	--	16.31	181.74	12.47	185.58
SPD-MW-904D	2	26.30		196.80	14.10	182.70	19.78	177.02	DRY	--	14.08	182.72	9.13	187.67
SPD-MW-905	2	20.34		197.70	13.90	183.80	18.18	179.52	DRY	--	14.50	183.20	9.99	187.71
SPD-MW-906	2	28.49		199.95	14.36	185.59	20.16	179.79	DRY	--	13.71	186.24	9.72	190.23
SPD-MW-907S	2	14.60		196.64	7.62	189.02	7.98	188.66	DRY	--	8.15	188.49	4.70	191.94
SPD-MW-907D	2	27.39		200.36	16.76	183.60		200.36	DRY	--	17.19	183.17	12.18	195.66
SPD-MW-908S	2	14.60		195.39	11.36	184.03	DRY	--	DRY	--	12.30	183.09	6.19	189.20
SPD-MW-908D	2	27.50		199.17	15.90	183.27	22.55	176.62	DRY	--	16.39	182.78	11.24	187.93
SPD-MW-909S	2	14.60		197.33	9.79	187.54	16.65	180.68	DRY	--	14.54	182.79	9.06	188.27
SPD-MW-909D	2	27.82		198.19	15.68	182.51	21.37	176.82	DRY	--	15.84	182.35	10.96	187.23
SPD-MW-910	2	27.70		193.86	14.89	178.97	17.85	176.01	DRY	--	14.04	179.82	11.30	182.56
SPD-MW-911	2	24.68		201.59	18.30	183.29	23.57	178.02	DRY	--	18.81	182.78	14.22	187.37
SPD-IW-3	2	15.80		167.31	--	--	--	--	--	--	--	--	--	--
SPD-IW-9	2	16.00		169.40	--	--	--	--	--	--	--	--	--	--
SPD-IW-11	2	17.31		170.21	--	--	--	--	--	--	--	--	--	--
SPD-IW-14	2	16.21		168.82	--	--	--	--	--	--	--	--	--	--
SPD-IW-17	2	13.20		172.52	--	--	--	--	--	--	--	--	--	--
SPD-IW-32	2	17.09		169.67	--	--	--	--	--	--	--	--	--	--
SPD-IW-101	2	18.94		174.91	17.34	157.57	DRY	--	--	--	--	--	14.42	156.13
SPD-IW-104	2	20.64		168.85	15.67	153.18	16.55	152.30	--	--	--	--	12.72	160.49
E6D[1]	2			195.49	DECOM	--	DECOM	--	DECOM	--	DECOM	--	DECOM	--
F6[1]	1	17.90		195.82	DECOM	--	DECOM	--	DECOM	--	DECOM	--	DECOM	--
F6D[1]	2			196.09	DECOM	--	DECOM	--	DECOM	--	DECOM	--	DECOM	--
G6[1]	1	20.06		196.60	DECOM	--	DECOM	--	DECOM	--	DECOM	--	DECOM	--
GH56[1]	2			198.39	DECOM	--	DECOM	--	DECOM	--	DECOM	--	DECOM	--
H6[1]	2			198.77	DECOM	--	DECOM	--	DECOM	--	DECOM	--	DECOM	--
H7[1]	2			199.80	DECOM	--	DECOM	--	DECOM	--	DECOM	--	DECOM	--

"*" = No PVC elevations have been collected for this well yet
Elevations in feet above mean sea level (amsl).
Well depth measured from top of PVC.
DCAMM = Division of Capital Asset Management and Maintenance
"-" = Not Measured
OBS = Obstructed

Table 2A
Groundwater Analytical Results SPD Area Monitoring Network
Former Laundry Building Property & Town Property Groundwater Monitoring Wells
DCAMM - Medfield State Hospital
Medfield, Massachusetts

Parameter	Units	MCP Standards (2024)			MCP GROUNDWATER CATEGORY, MONITORING WELL ID, AND DATE															
					GW-2			GW-2		GW-2			GW-2		GW-2		GW-2		GW-2	
					SPD-MW-601			SPD-MW-602		SPD-MW-603			SPD-MW-901S		SPD-MW-903S		SPD-MW-904S		SPD-MW-906	
		GW-1	GW-2	GW-3	5/30/2024	8/24/2024	8/24/2024 (DUP-1)	5/29/2024	8/27/2024	5/29/2024	5/29/2024 (DUP-1)	8/26/2024	5/30/2024	8/26/2024	5/30/2024	8/26/2024	5/30/2024	8/26/2024	5/29/2024	8/29/2024
VOC 8260**																				
Acetone	µg/L	6300	50000	50000	<10	<10	<10	<10	**10**	<10	<10	DRY	<10	DRY	<10	DRY	<10	DRY	<10	<10
tert-Amyl Methyl Ether (TAME)	µg/L	~	~	~	<0.50	<0.50	<0.50	<0.50	<0.50	<0.50	<0.50	DRY	<0.50	DRY	<0.50	DRY	<0.50	DRY	<0.50	<0.50
Benzene	µg/L	5	1000	10000	<1.0	<1.0	<1.0	<1.0	<1.0	<1.0	<1.0	DRY	<1.0	DRY	<1.0	DRY	<1.0	DRY	<1.0	<1.0
Bromodichloromethane	µg/L	3	6	50000	<1.0	<1.0	<1.0	<1.0	<1.0	<1.0	<1.0	DRY	<1.0	DRY	<1.0	DRY	<1.0	DRY	<1.0	<1.0
Bromomethane	µg/L	10	7	800	<2.0	<2.0	<2.0	<2.0	<2.0	<2.0	<2.0	DRY	<2.0	DRY	<2.0	DRY	<2.0	DRY	<2.0	<2.0
2-Butanone (MEK)	µg/L	4000	50000	50000	<10	<10	<10	<10	<10	<10	<10	DRY	<10	DRY	<10	DRY	<10	DRY	<10	<10
Chlorobenzene	µg/L	100	200	1000	<1.0	<1.0	<1.0	<1.0	<1.0	<1.0	<1.0	DRY	<1.0	DRY	<1.0	DRY	<1.0	DRY	<1.0	<1.0
Chlorodibromomethane	µg/L	2	20	50000	<0.50	<0.50	<0.50	<0.50	<0.50	<0.50	<0.50	DRY	<0.50	DRY	<0.50	DRY	<0.50	DRY	<0.50	<0.50
Chloroethane	µg/L	~	~	~	<2.0	<2.0	<2.0	<2.0	<2.0	<2.0	<2.0	DRY	<2.0	DRY	<2.0	DRY	<2.0	DRY	<2.0	<2.0
Chloromethane	µg/L	~	~	~	<2.0	**2.7**	<2.0	<2.0	<2.0	<2.0	<2.0	DRY	<2.0	DRY	<2.0	DRY	<2.0	DRY	<2.0	**9.7**
1,2-Dichlorobenzene	µg/L	600	8000	2000	<1.0	<1.0	<1.0	<1.0	<1.0	<1.0	<1.0	DRY	<1.0	DRY	<1.0	DRY	<1.0	DRY	<1.0	<1.0
cis-1,2-Dichloroethylene	µg/L	70	20	50000	<1.0	<1.0	<1.0	<1.0	<1.0	<1.0	<1.0	DRY	<1.0	DRY	<1.0	DRY	<1.0	DRY	<1.0	<1.0
p-Isopropyltoluene (p-Cymene)	µg/L	~	~	~	<1.0	<1.0	<1.0	<1.0	<1.0	<1.0	<1.0	DRY	<1.0	DRY	<1.0	DRY	<1.0	DRY	<1.0	<1.0
Naphthalene	µg/L	140	700	20000	<2.0	<2.0	<2.0	<2.0	<2.0	<2.0	<2.0	DRY	<2.0	DRY	<2.0	DRY	<2.0	DRY	<2.0	<2.0
Tetrachloroethylene	µg/L	5	20	30000	**1.1**	**2.0**	**1.9**	<1.0	<1.0	<1.0	<1.0	DRY	**5.2**	DRY	<1.0	DRY	<1.0	DRY	<1.0	**1.6**
Tetrahydrofuran	µg/L	~	~	~	<2.0	<2.0	<2.0	<2.0	<2.0	<2.0	<2.0	DRY	<2.0	DRY	<2.0	DRY	<2.0	DRY	<2.0	<2.0
Toluene	µg/L	1000	50000	40000	<1.0	<1.0	<1.0	<1.0	<1.0	<1.0	<1.0	DRY	<1.0	DRY	<1.0	DRY	<1.0	DRY	<1.0	<1.0
Trichloroethylene	µg/L	5	5	5000	<1.0	<1.0	<1.0	<1.0	<1.0	<1.0	<1.0	DRY	<1.0	DRY	<1.0	DRY	<1.0	DRY	<1.0	<1.0
Vinyl Chloride	µg/L	2	2	50000	<2.0	<2.0	<2.0	<2.0	<2.0	<2.0	<2.0	DRY	<2.0	DRY	<2.0	DRY	<2.0	DRY	<2.0	<2.0

QC by PRB 6/24/2025

BOLD Exceeds lab method detection limit.
BOLD Exceeds applicable MCP standards.

Abbreviations:
CAM = Compendium of Analytical Methods
VOC = Volatile Organic Compound
SVOC = Semi Volatile Organic Compounds
ug/L = microgram per liter
mg/L = milligrams per liter
~ = No Standard
NA = Not Analyzed
OBS = Obstructed
DECOM = Decommissioned
NI = Not Installed before sampling event
< = parameters not detected above laboratory method detection limit shown.

Notes

- Analytical results compared to the Massachusetts Contingency Plan (MCP) Method 1 Cleanup Standards 310 CMR 40.0000, revised March 2024.

-Pursuant to an agreement with the Town, DCAMM is working to achieve the lower MCP GW-2 standard although a building is not currently present on, or within 30 feet of, the Laundry Parcel.
- Groundwater data compared to MCP GW-1 or GW-2 standards and GW-3, as noted in the header. All groundwater data are compared to the applicable MCP GW-3 standards.

- An asterisk (*) following a detection limit indicates that the minimum laboratory reporting limit exceeds one or more of the regulatory standard.

**Compounds not shown have no exceedances of the MCP Method 1 Criteria and/or laboratory method detection limit

Samples collected prior to to dates listed in this table are provided in previous Phase IV Status Reports.

Table 2A
Groundwater Analytical Results SPD Area Monitoring Network
Former Laundry Building Property & Town Property Groundwater Monitoring Wells
DCAMM - Medfield State Hospital
Medfield, Massachusetts

Parameter	Units	MCP Standards (2024)			MCP GROUNDWATER CATEGORY, MONITORING WELL ID, AND DATE											
					GW-2		GW-2		GW-2		GW-2		GW-2		GW-2	
					SPD-MW-907S		SPD-MW-907D		SPD-MW-908S		SPD-MW-908D		SPD-MW-909S		SPD-MW-911	
		GW-1	GW-2	GW-3	5/29/2024	8/27/2024	5/29/2024	8/27/2024	5/29/2024	8/26/2024	5/29/2024	8/27/2024	5/29/2024	8/27/2024	5/30/2024	8/30/2024
VOC 8260**																
Acetone	µg/L	6300	50000	50000	**15**	**13**	**45**	<10	<10	DRY	<10	<10	<10	<10	<10	<10
tert-Amyl Methyl Ether (TAME)	µg/L	~	~	~	<0.50	<0.50	<0.50	<0.50	<0.50	DRY	<0.50	<0.50	<0.50	<0.50	<0.50	<0.50
Benzene	µg/L	5	1000	10000	<1.0	**1.3**	**2.3**	**3.1**	<1.0	DRY	<1.0	**1.5**	<1.0	<1.0	<1.0	<1.0
Bromodichloromethane	µg/L	3	6	50000	<1.0	<1.0	<1.0	<1.0	<1.0	DRY	<1.0	<1.0	<1.0	<1.0	<1.0	<1.0
Bromomethane	µg/L	10	7	800	<2.0	<2.0	<2.0	<2.0	<2.0	DRY	<2.0	<2.0	<2.0	<2.0	<2.0	<2.0
2-Butanone (MEK)	µg/L	4000	50000	50000	<10	<10	**10**	<10	<10	DRY	<10	<10	<10	<10	<10	<10
Chlorobenzene	µg/L	100	200	1000	<1.0	<1.0	<1.0	<1.0	<1.0	DRY	<1.0	<1.0	<1.0	<1.0	<1.0	<1.0
Chlorodibromomethane	µg/L	2	20	50000	<0.50	<0.50	<0.50	<0.50	<0.50	DRY	<0.50	<0.50	<0.50	<0.50	<0.50	<0.50
Chloroethane	µg/L	~	~	~	<2.0	<2.0	<2.0	<2.0	<2.0	DRY	<2.0	<2.0	<2.0	<2.0	<2.0	<2.0
Chloromethane	µg/L	~	~	~	<2.0	<2.0	<2.0	<2.0	<2.0	DRY	<2.0	<2.0	<2.0	<2.0	<2.0	**13**
1,2-Dichlorobenzene	µg/L	600	8000	2000	<1.0	<1.0	<1.0	<1.0	<1.0	DRY	<1.0	<1.0	<1.0	<1.0	<1.0	<1.0
cis-1,2-Dichloroethylene	µg/L	70	20	50000	<1.0	<1.0	**12**	**24**	<1.0	DRY	**1.2**	**3.3**	<1.0	<1.0	<1.0	<1.0
p-Isopropyltoluene (p-Cymene)	µg/L	~	~	~	**2.2**	**3.8**	**2.1**	<1.0	<1.0	DRY	<1.0	<1.0	<1.0	<1.0	<1.0	<1.0
Naphthalene	µg/L	140	700	20000	<2.0	<2.0	<2.0	<2.0	<2.0	DRY	<2.0	<2.0	<2.0	<2.0	<2.0	<2.0
Tetrachloroethylene	µg/L	5	20	30000	<1.0	<1.0	**55**	**85**	<1.0	DRY	**40**	**27**	<1.0	<1.0	<1.0	**1.1**
Tetrahydrofuran	µg/L	~	~	~	<2.0	<2.0	<2.0	<2.0	<2.0	DRY	<2.0	<2.0	<2.0	<2.0	<2.0	<2.0
Toluene	µg/L	1000	50000	40000	**2.2**	**2.8**	<1.0	<1.0	<1.0	DRY	<1.0	<1.0	<1.0	<1.0	<1.0	<1.0
Trichloroethylene	µg/L	5	5	5000	<1.0	<1.0	**2.3**	**11**	<1.0	DRY	<1.0	**1.0**	<1.0	<1.0	<1.0	<1.0
Vinyl Chloride	µg/L	2	2	50000	<2.0	<2.0	<2.0	<2.0	<2.0	DRY	<2.0	<2.0	<2.0	<2.0	<2.0	<2.0

QC by PRB 6/24/2025

BOLD Exceeds lab method detection limit.
BOLD Exceeds applicable MCP standards.

Abbreviations:
CAM = Compendium of Analytical Methods
VOC = Volatile Organic Compound
SVOC = Semi Volatile Organic Compounds
ug/L = microgram per liter
mg/L = milligrams per liter
~ = No Standard
NA = Not Analyzed
OBS = Obstructed
DECOM = Decommissioned
NI = Not Installed before sampling event
< = parameters not detected above laboratory method detection limit shown.

Notes
- Analytical results compared to the Massachusetts Contingency Plan (MCP) Method 1 Cleanup Standards 310 CMR 40.0000, revised March 2024.

-Pursuant to an agreement with the Town, DCAMM is working to achieve the lower MCP GW-2 standard although a building is not currently present on, or within 30 feet of, the Laundry Parcel.
- Groundwater data compared to MCP GW-1 or GW-2 standards and GW-3, as noted in the header. All groundwater data are compared to the applicable MCP GW-3 standards.

- An asterisk (*) following a detection limit indicates that the minimum laboratory reporting limit exceeds one or more of the regulatory standard.

**Compounds not shown have no exceedances of the MCP Method 1 Criteria and/or laboratory method detection limit

Samples collected prior to to dates listed in this table are provided in previous Phase IV Status Reports.

Table 2B
Groundwater Analytical Results SPD Area Monitoring Network
Downgradient Groundwater Monitoring Wells
DCAMM - Medfield State Hospital
Medfield, Massachusetts

Parameter	Units	MCP Standards (2024)			MCP GROUNDWATER CATEGORY, MONITORING WELL ID, AND DATE																
					GW-3				GW-3					GW-1					GW-3			
					SPD-IW-101				SPD-MW-401S					SPD-MW-402					SPD-MW-500			
		GW-1	GW-2	GW-3	8/23/2023	11/29/2023	2/16/2024	5/16/2025	5/30/2024	8/27/2024	2/10/2025	5/14/2025	5/14/2025 DUP-1	8/30/2024	11/18/2024	11/18/2024 DUP-1	2/10/2025	5/14/2025	5/30/2024	8/30/2024	2/10/2025	5/14/2025
VOC 8260**																					
Acetone	µg/L	6300	50000	50000	<10	**22**	<10	<10	<10	<10	<10	<10	<10	<10	<10	<10	<10	<10	<10	<10	<10	<10
tert-Amyl Methyl Ether (TAME)	µg/L	~	~	~	<0.50	<0.50	<0.50	<0.50	<0.50	<0.50	<0.50	<0.50	<0.50	<0.50	<0.50	<0.50	<0.50	<0.50	<0.50	<0.50	<0.50	<0.50
Bromodichloromethane	µg/L	3	6	50000	<1.0	<1.0	<1.0	<1.0	<1.0	<1.0	<1.0	<1.0	<1.0	<1.0	<1.0	<1.0	<1.0	<1.0	<1.0	<1.0	<1.0	<1.0
Bromomethane	µg/L	10	7	800	<2.0	<2.0	<2.0	<2.0	<2.0	<2.0	<2.0	<2.0	<2.0	<2.0	<2.0	<2.0	<2.0	<2.0	<2.0	<2.0	<2.0	<2.0
2-Butanone (MEK)	µg/L	4000	50000	50000	<10	<10	<10	<10	<10	<10	<10	<10	<10	<10	<10	<10	<10	<10	<10	<10	<10	<10
Chlorobenzene	µg/L	100	200	1000	<1.0	<1.0	<1.0	<1.0	<1.0	<1.0	<1.0	<1.0	<1.0	<1.0	<1.0	<1.0	<1.0	<1.0	<1.0	<1.0	<1.0	<1.0
Chlorodibromomethane	µg/L	2	20	50000	<0.50	<0.50	<0.50	<0.50	<0.50	<0.50	<0.50	<0.50	<0.50	<0.50	<0.50	<0.50	<0.50	<0.50	<0.50	<0.50	<0.50	<0.50
Chloroethane	µg/L	~	~	~	<2.0	<2.0	<2.0	<2.0	<2.0	<2.0	<2.0	<2.0	<2.0	<2.0	<2.0	<2.0	<2.0	<2.0	<2.0	<2.0	<2.0	<2.0
Chloromethane	µg/L	~	~	~	<2.0	<2.0	<2.0	<2.0	<2.0	<2.0	<2.0	<2.0	<2.0	<2.0	<2.0	<2.0	**2.2**	<2.0	<2.0	3.7	<2.0	<2.0
1,2-Dichlorobenzene	µg/L	600	8000	2000	<1.0	<1.0	<1.0	<1.0	<1.0	<1.0	<1.0	<1.0	<1.0	<1.0	<1.0	<1.0	<1.0	<1.0	<1.0	<1.0	<1.0	<1.0
cis-1,2-Dichloroethylene	µg/L	70	20	50000	<1.0	<1.0	<1.0	<1.0	<1.0	<1.0	<1.0	<1.0	<1.0	<1.0	**1.5**	**1.5**	<1.0	**2.3**	<1.0	<1.0	<1.0	<1.0
p-Isopropyltoluene (p-Cymene)	µg/L	~	~	~	<1.0	<1.0	<1.0	<1.0	<1.0	<1.0	<1.0	<1.0	<1.0	<1.0	<1.0	<1.0	<1.0	<1.0	<1.0	<1.0	<1.0	<1.0
Naphthalene	µg/L	140	700	20000	<2.0	<2.0	<2.0	<2.0	<2.0	<2.0	<2.0	<2.0	<2.0	<2.0	<2.0	<2.0	<2.0	<2.0	<2.0	<2.0	<2.0	<2.0
Tetrachloroethylene	µg/L	5	20	30000	**8.4**	**4.6**	**4.4**	**3.2**	**1.2**	**3.1**	**1.6**	<1.0	<1.0	**3.5**	**3.6**	**3.7**	**2.7**	**2.1**	<1.0	<1.0	**1.8**	<1.0
Tetrahydrofuran	µg/L	~	~	~	<2.0	<2.0	<2.0	<2.0	<2.0	<2.0	<2.0	<2.0	<2.0	<2.0	<2.0	<2.0	<2.0	<2.0	<2.0	<2.0	<2.0	<2.0
Toluene	µg/L	1000	50000	40000	<1.0	<1.0	<1.0	<1.0	<1.0	<1.0	<1.0	<1.0	<1.0	<1.0	<1.0	<1.0	<1.0	<1.0	<1.0	<1.0	<1.0	<1.0
Trichloroethylene	µg/L	5	5	5000	<1.0	<1.0	<1.0	<1.0	<1.0	<1.0	<1.0	<1.0	<1.0	**1.0**	**1.4**	**1.3**	<1.0	**1.5**	<1.0	<1.0	<1.0	<1.0
Vinyl Chloride	µg/L	2	2	50000	<2.0	<2.0	<2.0	<2.0	<2.0	<2.0	<2.0	<2.0	<2.0	<2.0	<2.0	<2.0	<2.0	<2.0	<2.0	<2.0	<2.0	<2.0

QC by PRB 6/24/2025

BOLD Exceeds lab method detection limit.
BOLD Exceeds applicable MCP standards.

Abbreviations:
CAM = Compendium of Analytical Methods
VOC = Volatile Organic Compound
SVOC = Semi Volatile Organic Compounds
ug/L = microgram per liter
mg/L = milligrams per liter
~ = No Standard
NA = Not Analyzed
OBS = Obstructed
DECOM = Decommissioned
< = parameters not detected above laboratory method detection limit shown.

Notes:
- Analytical results compared to the Massachusetts Contingency Plan (MCP) Method 1 Cleanup Standards 310 CMR 40.0000, revised March 2024.
-Pursuant to an agreement with the Town, DCAMM is working to achieve the lower MCP GW-2 standard although a building is not currently present on, or within 30 feet of, the Laundry
- Groundwater data compared to MCP GW-1 or GW-2 standards and GW-3, as noted in the header. All groundwater data are compared to the applicable MCP GW-3 standards.
- An asterisk (*) following a detection limit indicates that the minimum laboratory reporting limit exceeds one or more of the regulatory standard.
**Compounds not shown have no exceedances of the MCP Method 1 Criteria and/or laboratory method detection limit

Samples collected prior to to dates listed in this table are provided in previous Phase IV Status Reports.

Table 2B
Groundwater Analytical Results SPD Area Monitoring Network
Downgradient Groundwater Monitoring Wells
DCAMM - Medfield State Hospital
Medfield, Massachusetts

Parameter	Units	MCP Standards (2024)			MCP GROUNDWATER CATEGORY, MONITORING WELL ID, AND DATE						
					GW-1				GW-3		
					SPD-MW-504R				SPD-MW-704		
		GW-1	GW-2	GW-3	8/30/2024	11/19/2024	2/11/2025	5/15/2025	2/10/2025	DUP-1 2/10/2025	5/14/2025
VOC 8260**											
Acetone	µg/L	6300	50000	50000	<10	<10	<10	<10	<10	<10	<10
tert-Amyl Methyl Ether (TAME)	µg/L	~	~	~	<0.50	<0.50	<0.50	<0.50	<0.50	<0.50	<0.50
Bromodichloromethane	µg/L	3	6	50000	<1.0	<1.0	<1.0	<1.0	<1.0	<1.0	<1.0
Bromomethane	µg/L	10	7	800	<2.0	<2.0	<2.0	<2.0	<2.0	<2.0	<2.0
2-Butanone (MEK)	µg/L	4000	50000	50000	<10	<10	<10	<10	<10	<10	<10
Chlorobenzene	µg/L	100	200	1000	<1.0	<1.0	<1.0	<1.0	<1.0	<1.0	<1.0
Chlorodibromomethane	µg/L	2	20	50000	<0.50	<0.50	<0.50	<0.50	<0.50	<0.50	<0.50
Chloroethane	µg/L	~	~	~	<2.0	<2.0	<2.0	<2.0	<2.0	<2.0	<2.0
Chloromethane	µg/L	~	~	~	<2.0	<2.0	<2.0	<2.0	<2.0	<2.0	<2.0
1,2-Dichlorobenzene	µg/L	600	8000	2000	<1.0	<1.0	<1.0	<1.0	<1.0	<1.0	<1.0
cis-1,2-Dichloroethylene	µg/L	70	20	50000	<1.0	<1.0	<1.0	<1.0	<1.0	<1.0	<1.0
p-Isopropyltoluene (p-Cymene)	µg/L	~	~	~	<1.0	<1.0	<1.0	<1.0	<1.0	<1.0	<1.0
Naphthalene	µg/L	140	700	20000	<2.0	<2.0	<2.0	<2.0	<2.0	<2.0	<2.0
Tetrachloroethylene	µg/L	5	20	30000	**2.6**	**3.4**	**2.8**	**1.1**	**7.2**	**1.1**	**4.9**
Tetrahydrofuran	µg/L	~	~	~	<2.0	<2.0	<2.0	<2.0	<2.0	<2.0	<2.0
Toluene	µg/L	1000	50000	40000	<1.0	<1.0	<1.0	<1.0	<1.0	<1.0	<1.0
Trichloroethylene	µg/L	5	5	5000	<1.0	<1.0	<1.0	<1.0	<1.0	<1.0	<1.0
Vinyl Chloride	µg/L	2	2	50000	<2.0	<2.0	<2.0	<2.0	<2.0	<2.0	<2.0

QC by PRB 6/24/2025

BOLD Exceeds lab method detection limit.
BOLD Exceeds applicable MCP standards.

Abbreviations:
CAM = Compendium of Analytical Methods
VOC = Volatile Organic Compound
SVOC = Semi Volatile Organic Compounds
ug/L = microgram per liter
mg/L = milligrams per liter
~ = No Standard
NA = Not Analyzed
OBS = Obstructed
DECOM = Decommissioned
< = parameters not detected above laboratory method detection limit shown.

Notes:
- Analytical results compared to the Massachusetts Contingency Plan (MCP) Method 1 Cleanup Standards 310 CMR 40.0000, revised March 2024.
-Pursuant to an agreement with the Town, DCAMM is working to achieve the lower MCP GW-2 standard although a building is not currently present on, or within 30 feet of, the Laundry
- Groundwater data compared to MCP GW-1 or GW-2 standards and GW-3, as noted in the header. All groundwater data are compared to the applicable MCP GW-3 standards.
- An asterisk (*) following a detection limit indicates that the minimum laboratory reporting limit exceeds one or more of the regulatory standard.
**Compounds not shown have no exceedances of the MCP Method 1 Criteria and/or laboratory method detection limit

Samples collected prior to to dates listed in this table are provided in previous Phase IV Status Reports.

Table 2C
Groundwater Analytical Results SPD Area Monitoring Network
Sentinel Groundwater Monitoring Wells
DCAMM - Medfield State Hospital
Medfield, Massachusetts

Parameter	Units	MCP Standards (2024)			MCP GROUNDWATER CATEGORY, MONITORING WELL ID, AND DATE													
					GW-1				GW-1					GW-1				
					CD-MW-500				CD-MW-501					CD-MW-502				
		GW-1	GW-2	GW-3	8/28/2024	11/19/2024	2/11/2025	5/15/2025	8/28/2024	11/19/2024	11/19/2024 DUP-2	2/11/2025	5/15/2025	8/28/2024	11/19/2024	2/11/2025	5/15/2025
CAM 14 Metals																		
Antimony	µg/L	6	~	8000	<1.0	<1.0	<1.0	<4	<1.0	<1.0	<1.0	<1.0	<4	<1.0	<1.0	<1.0	<4
Arsenic	µg/L	10	~	900	<1.0	<1.0	<1.0	**0.7**	<1.0	<1.0	<1.0	<1.0	<0.5	<1.0	<1.0	<1.0	<0.5
Barium	µg/L	2000	~	50000	**60**	**47**	**42**	**43.4**	**35**	**29**	**26**	**45**	**67.4**	**93**	**72**	**94**	**83.6**
Beryllium	µg/L	4	~	200	<0.40	<0.40	<0.40	<0.5	<0.40	<0.40	<0.40	<0.40	<0.5	<0.40	<0.40	<0.40	<0.5
Cadmium	µg/L	5	~	8	<0.20	<0.20	<0.20	<0.5	**1.6**	**1.1**	**1.0**	**1.2**	**1.8**	<0.20	<0.20	<0.20	<0.5
Chromium (Total)	µg/L	100	~	300	<5.0	<5.0	<5.0	<1	<5.0	<5.0	<5.0	<5.0	<1	<5.0	<5.0	<5.0	<1
Lead	µg/L	15	~	10	<0.50	<0.50	**0.82**	<1	**0.92**	**29**	**2**	**2.1**	<1	<0.50	<0.50	<0.50	<1
Mercury	mg/L	0.002	~	0.02	<0.00020	<0.00020	<0.00020	<0.2	<0.00020	<0.00020	<0.00020	<0.00020	<0.2	<0.00020	<0.00020	<0.00020	<0.2
Nickel	µg/L	100	~	200	<5.0	<5.0	<5.0	<2	**15**	**11**	**11**	**13**	**17.2**	<5.0	<5.0	<5.0	**4.2**
Thallium	µg/L	2	~	3000	<0.20	<0.20	<0.20	<2	<0.20	<0.20	<0.20	<0.20	<2	<0.20	<0.20	<0.20	<2
Vanadium	µg/L	30	~	4000	<10	<10	<10	<5	<10	<10	<10	<10	<5	<10	<10	<10	<5
Zinc	µg/L	5000	~	900	<10	<10	<10	<10	**1400**	**590**	**600**	**890**	**2043**	<10	<10	<10	<10
VOC 8260**																		
Acetone	µg/L	6300	50000	50000	< 10	<10	<10	<10	< 10	<10	<10	<10	<10	< 10	<10	<10	<10
tert-Amyl Methyl Ether (TAME)	µg/L	~	~	~	< 0.50	<0.50	<0.50	<0.50	< 0.50	<0.50	<0.50	<0.50	<0.50	< 0.50	<0.50	<0.50	<0.50
Bromodichloromethane	µg/L	3	6	50000	< 1.0	<1.0	<1.0	<1.0	< 1.0	<1.0	<1.0	<1.0	<1.0	< 1.0	<1.0	<1.0	<1.0
Bromomethane	µg/L	10	7	800	< 2.0	<2.0	<2.0	<2.0	< 2.0	<2.0	<2.0	<2.0	<2.0	< 2.0	<2.0	<2.0	<2.0
2-Butanone (MEK)	µg/L	4000	50000	50000	< 10	<10	<10	<10	< 10	<10	<10	<10	<10	< 10	<10	<10	<10
Chlorobenzene	µg/L	100	200	1000	< 1.0	<1.0	<1.0	<1.0	< 1.0	<1.0	<1.0	<1.0	<1.0	< 1.0	<1.0	<1.0	<1.0
Chlorodibromomethane	µg/L	2	20	50000	< 0.50	<0.50	<0.50	<0.50	< 0.50	<0.50	<0.50	<0.50	<0.50	< 0.50	<0.50	<0.50	<0.50
Chloroethane	µg/L	~	~	~	< 2.0	<2.0	<2.0	<2.0	< 2.0	<2.0	<2.0	<2.0	<2.0	< 2.0	<2.0	<2.0	<2.0
Chloromethane	µg/L	~	~	~	**8.3**	**<2.0**	<2.0	<2.0	< 2.0	<2.0	<2.0	<2.0	<2.0	**5.8**	<2.0	<2.0	<2.0
1,2-Dichlorobenzene	µg/L	600	8000	2000	< 1.0	<1.0	<1.0	<1.0	< 1.0	<1.0	<1.0	<1.0	<1.0	< 1.0	<1.0	<1.0	<1.0
cis-1,2-Dichloroethylene	µg/L	70	20	50000	< 1.0	<1.0	<1.0	<1.0	< 1.0	<1.0	<1.0	<1.0	<1.0	< 1.0	<1.0	<1.0	<1.0
p-Isopropyltoluene (p-Cymene)	µg/L	~	~	~	< 1.0	<1.0	<1.0	<1.0	< 1.0	<1.0	<1.0	<1.0	<1.0	< 1.0	<1.0	<1.0	<1.0
Naphthalene	µg/L	140	700	20000	<2.0	<2.0	<2.0	<2.0	<2.0	<2.0	<2.0	<2.0	<2.0	<2.0	<2.0	<2.0	<2.0
Tetrachloroethylene	µg/L	5	20	30000	<1.0	<1.0	<1.0	<1.0	<1.0	<1.0	<1.0	<1.0	<1.0	<1.0	<1.0	<1.0	<1.0
Tetrahydrofuran	µg/L	~	~	~	<2.0	<2.0	<2.0	<2.0	<2.0	<2.0	<2.0	<2.0	<2.0	<2.0	<2.0	<2.0	<2.0
Toluene	µg/L	1000	50000	40000	<1.0	<1.0	<1.0	<1.0	<1.0	<1.0	<1.0	<1.0	<1.0	<1.0	<1.0	<1.0	<1.0
Trichloroethylene	µg/L	5	5	5000	<1.0	<1.0	<1.0	<1.0	<1.0	<1.0	<1.0	<1.0	<1.0	<1.0	<1.0	<1.0	<1.0
Vinyl Chloride	µg/L	2	2	50000	<2.0	<2.0	<2.0	<2.0	<2.0	<2.0	<2.0	<2.0	<2.0	<2.0	<2.0	<2.0	<2.0

QC by PRB 6/24/2025

BOLD Exceeds lab method detection limit.
BOLD Exceeds applicable MCP standards.

Abbreviations:
CAM = Compendium of Analytical Methods
VOC = Volatile Organic Compound
SVOC = Semi Volatile Organic Compounds
ug/L = microgram per liter
mg/L = milligrams per liter
~ = No Standard
NA = Not Analyzed
OBS = Obstructed
DECOM = Decommissioned
< = parameters not detected above laboratory method detection limit shown.

Notes:
- Analytical results compared to the Massachusetts Contingency Plan (MCP) Method 1 Cleanup Standards 310 CMR 40.0000, revised March 2024.
-Pursuant to an agreement with the Town, DCAMM is working to achieve the lower MCP GW-2 standard although a building is not currently present on, or within 30 feet of, the Laundry Parcel.
- Groundwater data compared to MCP GW-1 or GW-2 standards and GW-3, as noted in the header. All groundwater data are compared to the applicable MCP GW-3 standards.
- An asterisk (*) following a detection limit indicates that the minimum laboratory reporting limit exceeds one or more of the regulatory standard.
**Compounds not shown have no exceedances of the MCP Method 1 Criteria and/or laboratory method detection limit
Samples collected prior to to dates listed in this table are provided in previous Phase IV Status Reports.

Table 2C
Groundwater Analytical Results SPD Area Monitoring Network
Sentinel Groundwater Monitoring Wells
DCAMM - Medfield State Hospital
Medfield, Massachusetts

Parameter	Units	MCP Standards (2024)			MCP GROUNDWATER CATEGORY, MONITORING WELL ID, AND DATE													
					GW-1				GW-1				GW-1					
					CD-MW-503				CD-MW-504				CD-MW-505					
		GW-1	GW-2	GW-3	8/28/2024	11/19/2024	2/11/2025	5/15/2025	8/28/2024	11/19/2024	2/11/2025	5/15/2025	8/28/2024	8/28/2024 (DUP-2)	11/19/2024	2/11/2025	2/11/2025 (DUP-2)	5/15/2025
CAM 14 Metals																		
Antimony	µg/L	6	~	8000	<1.0	<1.0	<1.0	<4	<1.0	<1.0	<1.0	<4	<1.0	<1.0	<1.0	<1.0	<1.0	<4
Arsenic	µg/L	10	~	900	<1.0	<1.0	<1.0	**0.8**	<1.0	<1.0	<1.0	<0.5	<1.0	<1.0	<1.0	<1.0	<1.0	<0.5
Barium	µg/L	2000	~	50000	**130**	**120**	**130**	**146.9**	**52**	**45**	**52**	**81.1**	**49**	**46**	**52**	**64**	**62**	**47.8**
Beryllium	µg/L	4	~	200	<0.40	<0.40	<0.40	<0.5	<0.40	<0.40	<0.40	<0.5	<0.40	<0.40	<0.40	<0.40	<0.40	<0.5
Cadmium	µg/L	5	~	8	<0.20	<0.20	<0.20	<0.5	**0.57**	**0.38**	**0.56**	**0.6**	<0.20	<0.20	**0.51**	**1.2**	**1.1**	<0.5
Chromium (Total)	µg/L	100	~	300	<5.0	<5.0	<5.0	<1	<5.0	<5.0	<5.0	<1	<5.0	<5.0	<5.0	<5.0	<5.0	<1
Lead	µg/L	15	~	10	**2.0**	<0.50	**1.1**	<1	**9.0**	**230**	**50**	**18.9**	<0.50	<0.50	**0.77**	<0.50	<0.50	<1
Mercury	mg/L	0.002	~	0.02	<0.00020	<0.00020	<0.00020	<0.2	<0.00020	**0.00026**	<0.00020	<0.2	<0.00020	<0.00020	<0.00020	<0.00020	<0.00020	<0.2
Nickel	µg/L	100	~	200	<5.0	<5.0	<5.0	<2	<5.0	<5.0	<5.0	**4.3**	<5.0	<5.0	<5.0	<5.0	<5.0	<2
Thallium	µg/L	2	~	3000	<0.20	<0.20	<0.20	<2	<0.20	<0.20	<0.20	<2	<0.20	<0.20	<0.20	<0.20	<0.20	<2
Vanadium	µg/L	30	~	4000	<10	<10	<10	<5	<10	<10	<10	<5	<10	<10	**11**	**24**	**22**	**6.9**
Zinc	µg/L	5000	~	900	<10	**13**	<10	<10	**40**	**42**	**54**	**102**	<10	<10	<10	<10	<10	<10
VOC 8260**																		
Acetone	µg/L	6300	50000	50000	< 10	< 10	< 10	< 10	< 10	< 10	< 10	< 10	< 10	< 10	< 10	< 10	< 10	< 10
tert-Amyl Methyl Ether (TAME)	µg/L	~	~	~	< 0.50	< 0.50	< 0.50	< 0.50	< 0.50	< 0.50	< 0.50	< 0.50	< 0.50	< 0.50	< 0.50	< 0.50	< 0.50	< 0.50
Bromodichloromethane	µg/L	3	6	50000	< 1.0	< 1.0	< 1.0	< 1.0	< 1.0	< 1.0	< 1.0	< 1.0	< 1.0	< 1.0	< 1.0	< 1.0	< 1.0	< 1.0
Bromomethane	µg/L	10	7	800	< 2.0	< 2.0	< 2.0	< 2.0	< 2.0	< 2.0	< 2.0	< 2.0	< 2.0	< 2.0	< 2.0	< 2.0	< 2.0	< 2.0
2-Butanone (MEK)	µg/L	4000	50000	50000	< 10	< 10	< 10	< 10	< 10	< 10	< 10	< 10	< 10	< 10	< 10	< 10	< 10	< 10
Chlorobenzene	µg/L	100	200	1000	< 1.0	< 1.0	< 1.0	< 1.0	< 1.0	< 1.0	< 1.0	< 1.0	< 1.0	< 1.0	< 1.0	< 1.0	< 1.0	< 1.0
Chlorodibromomethane	µg/L	2	20	50000	< 0.50	< 0.50	< 0.50	< 0.50	< 0.50	< 0.50	< 0.50	< 0.50	< 0.50	< 0.50	< 0.50	< 0.50	< 0.50	< 0.50
Chloroethane	µg/L	~	~	~	< 2.0	< 2.0	< 2.0	< 2.0	< 2.0	< 2.0	< 2.0	< 2.0	< 2.0	< 2.0	< 2.0	< 2.0	< 2.0	< 2.0
Chloromethane	µg/L	~	~	~	**8.4**	<2.0	<2.0	<2.0	< 2.0	< 2.0	< 2.0	< 2.0	**3.4**	**3.4**	<2.0	<2.0	<2.0	<2.0
1,2-Dichlorobenzene	µg/L	600	8000	2000	< 1.0	< 1.0	< 1.0	< 1.0	< 1.0	< 1.0	< 1.0	< 1.0	< 1.0	< 1.0	< 1.0	< 1.0	< 1.0	< 1.0
cis-1,2-Dichloroethylene	µg/L	70	20	50000	**1.2**	**1.9**	**1.6**	**1.2**	**1.3**	**2.4**	<1.0	**1.1**	**2.1**	**2.2**	**1.8**	<1.0	<1.0	**1.7**
p-Isopropyltoluene (p-Cymene)	µg/L	~	~	~	< 1.0	< 1.0	< 1.0	< 1.0	< 1.0	< 1.0	< 1.0	< 1.0	< 1.0	< 1.0	< 1.0	< 1.0	< 1.0	< 1.0
Naphthalene	µg/L	140	700	20000	<2.0	<2.0	<2.0	<2.0	<2.0	<2.0	<2.0	<2.0	<2.0	<2.0	<2.0	<2.0	<2.0	<2.0
Tetrachloroethylene	µg/L	5	20	30000	<1.0	<1.0	<1.0	<1.0	**1.0**	**2.0**	<1.0	<1.0	<1.0	<1.0	**1.4**	<1.0	<1.0	<1.0
Tetrahydrofuran	µg/L	~	~	~	<2.0	<2.0	<2.0	<2.0	<2.0	<2.0	<2.0	<2.0	<2.0	<2.0	<2.0	<2.0	<2.0	<2.0
Toluene	µg/L	1000	50000	40000	<1.0	<1.0	<1.0	<1.0	<1.0	<1.0	<1.0	<1.0	<1.0	<1.0	<1.0	<1.0	<1.0	<1.0
Trichloroethylene	µg/L	5	5	5000	<1.0	**1.2**	<1.0	<1.0	<1.0	2.0	<1.0	<1.0	**1.2**	**1.2**	**1.3**	<1.0	<1.0	**1.5**
Vinyl Chloride	µg/L	2	2	50000	<2.0	<2.0	<2.0	<2.0	<2.0	<2.0	<2.0	<2.0	<2.0	<2.0	<2.0	<2.0	<2.0	<2.0

QC by PRB 6/24/2025

BOLD Exceeds lab method detection limit.
BOLD Exceeds applicable MCP standards.

Abbreviations:
CAM = Compendium of Analytical Methods
VOC = Volatile Organic Compound
SVOC = Semi Volatile Organic Compounds
ug/L = microgram per liter
mg/L = milligrams per liter
~ = No Standard
NA = Not Analyzed
OBS = Obstructed
DECOM = Decommissioned
< = parameters not detected above laboratory method detection limit shown.

Notes:
- Analytical results compared to the Massachusetts Contingency Plan (MCP) Method 1 Cleanup Standards 310 CMR 40.0000, revised March 2024.
-Pursuant to an agreement with the Town, DCAMM is working to achieve the lower MCP GW-2 standard although a building is not currently present on, or within 30 feet of, the Laundry Parcel.
- Groundwater data compared to MCP GW-1 or GW-2 standards and GW-3, as noted in the header. All groundwater data are compared to the applicable MCP GW-3 standards.
- An asterisk (*) following a detection limit indicates that the minimum laboratory reporting limit exceeds one or more of the regulatory standard.
**Compounds not shown have no exceedances of the MCP Method 1 Criteria and/or laboratory method detection limit
Samples collected prior to to dates listed in this table are provided in previous Phase IV Status Reports.

Table 2C
Groundwater Analytical Results SPD Area Monitoring Network
Sentinel Groundwater Monitoring Wells
DCAMM - Medfield State Hospital
Medfield, Massachusetts

Parameter	Units	MCP Standards (2024)			MCP GROUNDWATER CATEGORY, MONITORING WELL ID, AND DATE																
		GW-1	GW-2	GW-3	GW-1			GW-1			GW-1			GW-1				GW-1			GW-1	
					CD-MW-600			CD-MW-601			CD-MW-602			CD-MW-603				CD-MW-604			CD-MW-605	
					11/19/2024	2/12/2025	5/15/2025	11/18/2024	2/12/2025	5/14/2025	11/18/2024	2/10/2025	5/15/2025	11/19/2024	2/10/2025	5/14/2025	5/14/2025 (DUP-2)	11/19/2024	2/10/2025	5/15/2025	2/10/2025	5/15/2025
CAM 14 Metals																					
Antimony	µg/L	6	~	8000	<1.0	<1.0	<4	<1.0	<1.0	<4	<1.0	**1.1**	<4	<10	<1.0	<4	<4	<10	<1.0	<4	<1.0	<4
Arsenic	µg/L	10	~	900	**8.9**	**8.2**	**27.1**	<1.0	<1.0	<0.5	**1.8**	<1.0	<0.5	<1.0	<1.0	<0.5	<0.5	<1.0	<1.0	<0.5	**1.0**	<0.5
Barium	µg/L	2000	~	50000	**70**	**64**	**79.9**	**38**	**55**	**72.7**	**70**	**52**	**75.7**	**49**	**34**	**60.4**	**59**	**44**	**50**	**61.4**	**72**	**90.6**
Beryllium	µg/L	4	~	200	<0.40	<0.40	<0.5	<0.40	<0.40	<0.5	<0.40	<0.40	<0.5	<0.40	<0.40	<0.5	<0.5	<0.40	<0.40	<0.5	<0.40	<0.5
Cadmium	µg/L	5	~	8	**<0.20**	<0.20	<0.5	**0.22**	**4.0**	**2.2**	<0.20	**1.9**	**2**	<0.20	**2.2**	**2.0**	**2.2**	<0.20	**1.7**	**1.7**	**0.24**	**0.5**
Chromium (Total)	µg/L	100	~	300	<5.0	<5.0	<1	<5.0	<5.0	<1	<5.0	<5.0	<1	<5.0	<5.0	<1	<1	<5.0	<5.0	<1	<5.0	<1
Lead	µg/L	15	~	10	**21**	**9.2**	<1	<0.50	**6.1**	**4**	<0.50	**7.4**	**2**	<0.50	**16**	**36**	**37.7**	<0.50	**17**	**5**	**2.0**	**1.0**
Mercury	mg/L	0.002	~	0.02	<0.00020	<0.00020	<0.2	<0.00020	<0.00020	<0.2	<0.00020	<0.00020	<0.2	<0.00020	<0.00020	<0.2	<0.2	<0.00020	<0.00020	<0.2	<0.00020	<0.2
Nickel	µg/L	100	~	200	**7.5**	**8**	**4.3**	**30**	**29**	**19.5**	<5.0	**34**	**32.4**	<5.0	**16**	**11.7**	**11.9**	**7.1**	**8.8**	**12**	**8.4**	**4.9**
Thallium	µg/L	2	~	3000	<0.20	<0.20	<2	<0.20	<0.20	<2	<0.20	<0.20	<2	<0.20	<0.20	<2	<2	<0.20	<0.20	<2	<0.20	<2
Vanadium	µg/L	30	~	4000	<10	<10	<5	<10	<10	<5	<10	<10	<5	<10	<10	<5	<5	<10	<10	<5	<10	<5
Zinc	µg/L	5000	~	900	**14**	**30**	**16.7**	**19**	**1800**	**1102**	**15**	**1200**	**1374**	**22**	**790**	**930.5**	**936.8**	**190**	**570**	**831.4**	**76**	**186.2**
VOC 8260**																					
Acetone	µg/L	6300	50000	50000	**260**	<10	<10	<10	<10	<10	<10	<10	<10	<10	<10	<10	<10	<10	<10	<10	<10	<10
tert-Amyl Methyl Ether (TAME)	µg/L	~	~	~	< 0.50	< 0.50	< 0.50	<0.50	<0.50	<0.50	<0.50	<0.50	<0.50	<0.50	<0.50	<0.50	<0.50	<0.50	<0.50	<0.50	<0.50	<0.50
Bromodichloromethane	µg/L	3	6	50000	< 1.0	< 1.0	< 1.0	<1.0	<1.0	<1.0	<1.0	<1.0	<1.0	<1.0	<1.0	<1.0	<1.0	<1.0	<1.0	<1.0	<1.0	<1.0
Bromomethane	µg/L	10	7	800	< 2.0	< 2.0	< 2.0	<2.0	<2.0	<2.0	<2.0	<2.0	<2.0	<2.0	<2.0	<2.0	<2.0	<2.0	<2.0	<2.0	<2.0	<2.0
2-Butanone (MEK)	µg/L	4000	50000	50000	**16**	<10	<10	<10	<10	<10	<10	<10	<10	<10	<10	<10	<10	<10	<10	<10	<10	<10
Chlorobenzene	µg/L	100	200	1000	< 1.0	< 1.0	< 1.0	<1.0	<1.0	<1.0	<1.0	<1.0	<1.0	<1.0	<1.0	<1.0	<1.0	<1.0	<1.0	<1.0	<1.0	<1.0
Chlorodibromomethane	µg/L	2	20	50000	< 0.50	< 0.50	< 0.50	<0.50	<0.50	<0.50	<0.50	<0.50	<0.50	<0.50	<0.50	<0.50	<0.50	<0.50	<0.50	<0.50	<0.50	<0.50
Chloroethane	µg/L	~	~	~	< 2.0	< 2.0	< 2.0	<2.0	<2.0	<2.0	<2.0	<2.0	<2.0	<2.0	<2.0	<2.0	<2.0	<2.0	<2.0	<2.0	<2.0	<2.0
Chloromethane	µg/L	~	~	~	<2.0	<2.0	<2.0	<2.0	<2.0	<2.0	<2.0	<2.0	<2.0	<2.0	<2.0	<2.0	<2.0	<2.0	**2.7**	<2.0	**2.6**	<2.0
1,2-Dichlorobenzene	µg/L	600	8000	2000	< 1.0	< 1.0	< 1.0	<1.0	<1.0	<1.0	<1.0	<1.0	<1.0	<1.0	<1.0	<1.0	<1.0	<1.0	<1.0	<1.0	<1.0	<1.0
cis-1,2-Dichloroethylene	µg/L	70	20	50000	<1.0	<1.0	<1.0	<1.0	<1.0	<1.0	<1.0	<1.0	<1.0	**2.5**	<1.0	<1.0	<1.0	**1.4**	<1.0	<1.0	**1.2**	**1.3**
p-Isopropyltoluene (p-Cymene)	µg/L	~	~	~	< 1.0	< 1.0	< 1.0	<1.0	<1.0	<1.0	<1.0	<1.0	<1.0	<1.0	<1.0	<1.0	<1.0	<1.0	<1.0	<1.0	<1.0	<1.0
Naphthalene	µg/L	140	700	20000	<2.0	<2.0	<2.0	<2.0	<2.0	<2.0	<2.0	<2.0	<2.0	<2.0	<2.0	<2.0	<2.0	<2.0	<2.0	<2.0	<2.0	<2.0
Tetrachloroethylene	µg/L	5	20	30000	<1.0	<1.0	<1.0	<1.0	<1.0	<1.0	<1.0	<1.0	<1.0	<1.0	<1.0	<1.0	<1.0	<1.0	<1.0	<1.0	**1.1**	**1.8**
Tetrahydrofuran	µg/L	~	~	~	<2.0	<2.0	<2.0	<2.0	<2.0	<2.0	<2.0	<2.0	<2.0	<2.0	<2.0	<2.0	<2.0	<2.0	<2.0	<2.0	<2.0	<2.0
Toluene	µg/L	1000	50000	40000	<1.0	<1.0	<1.0	<1.0	<1.0	<1.0	<1.0	<1.0	<1.0	<1.0	<1.0	<1.0	<1.0	<1.0	<1.0	<1.0	<1.0	<1.0
Trichloroethylene	µg/L	5	5	5000	<1.0	<1.0	<1.0	<1.0	<1.0	<1.0	<1.0	<1.0	<1.0	**1.7**	<1.0	<1.0	<1.0	**1**	<1.0	<1.0	**1.1**	**1.1**
Vinyl Chloride	µg/L	2	2	50000	<2.0	<2.0	<2.0	<2.0	<2.0	<2.0	<2.0	<2.0	<2.0	<2.0	<2.0	<2.0	<2.0	<2.0	<2.0	<2.0	<2.0	<2.0

QC by PRB 6/24/2025

BOLD Exceeds lab method detection limit.
BOLD Exceeds applicable MCP standards.

Abbreviations:
CAM = Compendium of Analytical Methods
VOC = Volatile Organic Compound
SVOC = Semi Volatile Organic Compounds
ug/L = microgram per liter
mg/L = milligrams per liter
~ = No Standard
NA = Not Analyzed
OBS = Obstructed
DECOM = Decommissioned
< = parameters not detected above laboratory method detection limit shown.

Notes:
- Analytical results compared to the Massachusetts Contingency Plan (MCP) Method 1 Cleanup Standards 310 CMR 40.0000, revised March 2024.
-Pursuant to an agreement with the Town, DCAMM is working to achieve the lower MCP GW-2 standard although a building is not currently present on, or within 30 feet of, the Laundry Parcel.
- Groundwater data compared to MCP GW-1 or GW-2 standards and GW-3, as noted in the header. All groundwater data are compared to the applicable MCP GW-3 standards.
- An asterisk (*) following a detection limit indicates that the minimum laboratory reporting limit exceeds one or more of the regulatory standard.
**Compounds not shown have no exceedances of the MCP Method 1 Criteria and/or laboratory method detection limit
Samples collected prior to to dates listed in this table are provided in previous Phase IV Status Reports.

Table 3
PFAS Results
DCAMM - Medfield State Hospital
Medfield, Massachusetts

Parameter	CAS Number	Units	MCP Standards (2024)		MCP GROUNDWATER CATEGORY, MONITORING WELL ID, AND DATE																			
			Reportable Concentrations		RCGW-1		RCGW-1				RPD	Field Blank		RCGW-2		RCGW-2				RPD	RCGW-1		RCGW-2		RCGW-2	
					CD-MW-601		CD-MW-603		DUP-2					SPD-IW-101		SPD-MW-401S		DUP-1			SPD-MW-402		SPD-MW-501		SPD-MW-602	
					5/14/2025		5/14/2025		5/14/2025			5/14/2025		5/14/2025		5/14/2025		5/14/2025			5/14/2025		5/14/2025		5/14/2025	
			RCGW-1	RCGW-2	Result	Flag	Result	Flag	Result	Flag		Result	Flag	Result	Flag	Result	Flag	Result	Flag		Result	Flag	Result	Flag	Result	Flag
Per- and Polyfluoroalkyl Substances (PFAS) - SOP-454																									
Perfluorobutanoic Acid (PFBA)	375-22-4	ng/l	~	~	**16**		**30**		**21**		35%	1.9	U	**2.2**		**3.9**		**3.6**		8%	**15**		**2.8**		1.9	U
Perfluorobutanesulfonic Acid (PFBS)	375-73-5	ng/l	~	~	**13**		**10**		**11**		10%	1.9	U	1.8	U	1.9	U	1.8	U		**6.9**		1.8	U	1.9	U
Perfluoropentanoic Acid (PFPeA)	2706-90-3	ng/l	~	~	**20**		**29**		**30**		3%	1.9	U	1.8	U	1.9	U	**2.5**		27%	**21**		**2.9**		1.9	U
Perfluoropentanesulfonic Acid (PFPeS)	2706-91-4	ng/l	~	~	1.8	U	1.9	U	1.9	U		1.9	U	1.8	U	1.9	U	1.8	U		1.8	U	1.8	U	1.9	U
Perfluorohexanoic Acid (PFHxA)	307-24-4	ng/l	~	~	**25**		**26**		**27**		4%	1.9	U	1.8	U	1.9	U	1.8	U		**18**		1.8	U	1.9	U
Perfluorohexanesulfonic Acid (PFHxS)	355-46-4	ng/l	~	500,000	1.8	U	1.9	U	**2.0**			1.9	U	1.8	U	1.9	U	1.8	U		1.8	U	1.8	U	1.9	U
Perfluoroheptanoic Acid (PFHpA)	375-85-9	ng/l	~	40,000,000	**9.2**		**7.1**		**7.9**		11%	1.9	U	1.8	U	**2.0**		**1.9**		5%	**5.8**		**2.2**		1.9	U
Perfluoroheptanesulfonic Acid (PFHpS)	375-92-8	ng/l	~	~	1.8	U	1.9	U	1.9	U		1.9	U	1.8	U	1.9	U	1.8	U		1.8	U	1.8	U	1.9	U
Perfluorooctanoic Acid (PFOA)	335-67-1	ng/l	~	40,000,000	**18**		**9.7**		**11**		13%	1.9	U	**3.4**		**5.1**		**5.6**		9%	**12**		**5.3**		1.9	U
Perfluorooctanesulfonic Acid (PFOS)	1763-23-1	ng/l	~	500,000	1.8	U	**13**		**13**		0%	1.9	U	**3.7**		**7.8**		**8.4**		7%	**12**		**11**		**9.1**	
Perfluorononanoic Acid (PFNA)	375-95-1	ng/l	~	40,000,000	1.8	U	1.9	U	1.9	U		1.9	U	1.8	U	1.9	U	1.8	U		1.8	U	1.8	U	1.9	U
Perfluorononanesulfonic Acid (PFNS)	68259-12-1	ng/l	~	~	1.8	U	1.9	U	1.9	U		1.9	U	1.8	U	1.9	U	1.8	U		1.8	U	1.8	U	1.9	U
Perfluorodecanoic Acid (PFDA)	335-76-2	ng/l	~	40,000,000	1.8	U	1.9	U	1.9	U		1.9	U	1.8	U	1.9	U	1.8	U		1.8	U	1.8	U	1.9	U
Perfluorodecanesulfonic Acid (PFDS)	335-77-3	ng/l	~	~	1.8	U	1.9	U	1.9	U		1.9	U	1.8	U	1.9	U	1.8	U		1.8	U	1.8	U	1.9	U
Perfluoroundecanoic Acid (PFUnA)	2058-94-8	ng/l	~	~	1.8	U	1.9	U	1.9	U		1.9	U	1.8	U	1.9	U	1.8	U		1.8	U	1.8	U	1.9	U
Perfluorododecanoic Acid (PFDoA)	307-55-1	ng/l	~	~	1.8	U	1.9	U	1.9	U		1.9	U	1.8	U	1.9	U	1.8	U		1.8	U	1.8	U	1.9	U
Perfluorotridecanoic Acid (PFTrDA)	72629-94-8	ng/l	~	~	1.8	U	1.9	U	1.9	U		1.9	U	1.8	U	1.9	U	1.8	U		1.8	U	1.8	U	1.9	U
Perfluorotetradecanoic Acid (PFTeDA)	376-06-7	ng/l	~	~	1.8	U	1.9	U	1.9	U		1.9	U	1.8	U	1.9	U	1.8	U		1.8	U	1.8	U	1.9	U
Perfluorooctanesulfonamide (PFOSA)	754-91-6	ng/l	~	~	1.8	U	1.9	U	1.9	U		1.9	U	1.8	U	1.9	U	1.8	U		1.8	U	1.8	U	1.9	U
N-ethyl perfluorooctanesulfonamidoacetic acid (NEtFOSAA)	2991-50-6	ng/l	~	~	1.8	U	1.9	U	1.9	U		1.9	U	1.8	U	1.9	U	1.8	U		1.8	U	1.8	U	1.9	U
N-methyl perfluorooctanesulfonamidoacetic acid (NMeFOSAA)	2355-31-9	ng/l	~	~	1.8	U	1.9	U	1.9	U		1.9	U	1.8	U	1.9	U	1.8	U		1.8	U	1.8	U	1.9	U
4:2 Fluorotelomer sulfonic acid (4:2 FTS)	757124-72-4	ng/l	~	~	1.8	U	1.9	U	1.9	U		1.9	U	1.8	U	1.9	U	1.8	U		1.8	U	1.8	U	1.9	U
6:2 Fluorotelomer sulfonic acid (6:2 FTS)	27619-97-2	ng/l	~	~	1.8	U	1.9	U	1.9	U		1.9	U	1.8	U	1.9	U	1.8	U		1.8	U	1.8	U	1.9	U
8:2 Fluorotelomer sulfonic acid (8:2 FTS)	39108-34-4	ng/l	~	~	1.8	U	1.9	U	1.9	U		1.9	U	1.8	U	1.9	U	1.8	U		1.8	U	1.8	U	1.9	U
Perfluoro-3-methoxypropanoic acid (PFMPA)	377-73-1	ng/l	~	~	1.8	U	1.9	U	1.9	U		1.9	U	1.8	U	1.9	U	1.8	U		1.8	U	1.8	U	1.9	U
Perfluoro-4-methoxybutanoic acid (PFMBA)	863090-89-5	ng/l	~	~	1.8	U	1.9	U	1.9	U		1.9	U	1.8	U	1.9	U	1.8	U		1.8	U	1.8	U	1.9	U
Hexafluoropropylene oxide dimer acid (HFPO-DA)	13252-13-6	ng/l	~	~	1.8	U	1.9	U	1.9	U		1.9	U	1.8	U	1.9	U	1.8	U		1.8	U	1.8	U	1.9	U
Nonafluoro-3,6-dioxaheptanoic acid (NFDHA)	151772-58-6	ng/l	~	~	1.8	U	1.9	U	1.9	U		1.9	U	1.8	U	1.9	U	1.8	U		1.8	U	1.8	U	1.9	U
4,8-dioxa-3H-perfluorononanoic acid (ADONA)	919005-14-4	ng/l	~	~	1.8	U	1.9	U	1.9	U		1.9	U	1.8	U	1.9	U	1.8	U		1.8	U	1.8	U	1.9	U
Perfluoro(2-ethoxyethane) sulfonic acid (PFEESA)	113507-87-7	ng/l	~	~	1.8	U	1.9	U	1.9	U		1.9	U	1.8	U	1.9	U	1.8	U		1.8	U	1.8	U	1.9	U
9-Chlorohexadecafluoro-3-oxanonane-1-sulfonic acid (9Cl-PF3ONS)	756426-58-1	ng/l	~	~	1.8	U	1.9	U	1.9	U		1.9	U	1.8	U	1.9	U	1.8	U		1.8	U	1.8	U	1.9	U
11-chloroeicosafluoro-3-oxaundecane-1-sulfonic acid (11Cl-PF3OUdS)	763051-92-9	ng/l	~	~	1.8	U	1.9	U	1.9	U		1.9	U	1.8	U	1.9	U	1.8	U		1.8	U	1.8	U	1.9	U
Perfluoro-1-butanesulfonamide (FBSA)	30334-69-1	ng/l	~	~	1.8	U	1.9	U	1.9	U		1.9	U	1.8	U	1.9	U	1.8	U		1.8	U	1.8	U	1.9	U
Perfluoro-1-hexanesulfonamide (FHxSA)	41997-13-1	ng/l	~	~	1.8	U	1.9	U	1.9	U		1.9	U	1.8	U	1.9	U	1.8	U		1.8	U	1.8	U	1.9	U
PFAS MA (6 total)		ng/l	20	~	**27.2**	Y	**29.8**	Y	**33.9**	Y		ND	U,Y	**7.1**	Y	**14.9**	Y	**15.9**	Y		**29.8**	Y	**18.5**	Y	**9.1**	Y

QC by MDM 6/26/2025

Bold	Detected above laboratory reporting limit
Bold	Detected above one or more applicable standards

Abbreviations:

~	No applicable standard
MCP	Massachusetts Contingency Plan, 310 CMR 40.0000
mg/l	milligrams per liter (parts per million)
ug/L	micrograms per liter (parts per billion)
ng/l	nanograms per liter (parts per trillion)
U	not detected above laboratory reporting limit
Y	calculated value
J	estimated value less than the reporting limit, but greater than the method detection limit
ND	not detected
PFAS MA (6 total)	Six compounds summed are PFDA, PFHpA, PFHxS, PFNA, PFOS, and PFOA.
RPD	Relative Percent Difference; calculated as the absolute value of the difference between the well result and the duplicate result divided by the average of the well and duplicate result

Notes:

- Analytical results compared to the Massachusetts Contingency Plan (MCP) Reportable Concentrations 310 CMR 40.0000, revised March 2024.
- Two field duplicate samples were collected for quality assurance purposes, at CD-MW-603 and SPD-MW-401S.

Weston & Sampson

Table 3
PFAS Results
DCAMM - Medfield State Hospital
Medfield, Massachusetts

Parameter	CAS Number	Units	MCP Standards (2024)		MCP GROUNDWATER CATEGORY, MONITORING WELL ID, AND DATE									
					RCGW-2		RCGW-2		RCGW-2		RCGW-2		RCGW-2	
			Reportable Concentrations		SPD-MW-704		SPD-MW-903S		SPD-MW-903D		SPD-MW-905		SPD-MW-906	
					5/14/2025		5/14/2025		5/14/2025		5/14/2025		5/14/2025	
			RCGW-1	RCGW-2	Result	Flag	Result	Flag	Result	Flag	Result	Flag	Result	Flag
Per- and Polyfluoroalkyl Substances (PFAS) - SOP-454														
Perfluorobutanoic Acid (PFBA)	375-22-4	ng/l	~	~	**2.5**		**4.0**		**3.7**		1.9	U	**4.0**	
Perfluorobutanesulfonic Acid (PFBS)	375-73-5	ng/l	~	~	1.9	U	1.8	U	1.9	U	**3.1**		1.9	U
Perfluoropentanoic Acid (PFPeA)	2706-90-3	ng/l	~	~	1.9	U	**2.3**		**2.3**		**2.7**		1.9	U
Perfluoropentanesulfonic Acid (PFPeS)	2706-91-4	ng/l	~	~	1.9	U	1.8	U	1.9	U	1.9	U	1.9	U
Perfluorohexanoic Acid (PFHxA)	307-24-4	ng/l	~	~	1.9	U	1.8	U	1.9	U	**4.6**		**2.1**	
Perfluorohexanesulfonic Acid (PFHxS)	355-46-4	ng/l	~	500,000	1.9	U	1.8	U	1.9	U	**2.3**		1.9	U
Perfluoroheptanoic Acid (PFHpA)	375-85-9	ng/l	~	40,000,000	1.9	U	1.8	U	1.9	U	**5.2**		**2.4**	
Perfluoroheptanesulfonic Acid (PFHpS)	375-92-8	ng/l	~	~	1.9	U	1.8	U	1.9	U	1.9	U	1.9	U
Perfluorooctanoic Acid (PFOA)	335-67-1	ng/l	~	40,000,000	**3.1**		**3.0**		**3.6**		**30**		**5.6**	
Perfluorooctanesulfonic Acid (PFOS)	1763-23-1	ng/l	~	500,000	**6.8**		**5.5**		**3.6**		**27**		**8.5**	
Perfluorononanoic Acid (PFNA)	375-95-1	ng/l	~	40,000,000	1.9	U	1.8	U	1.9	U	**6.2**		1.9	U
Perfluorononanesulfonic Acid (PFNS)	68259-12-1	ng/l	~	~	1.9	U	1.8	U	1.9	U	1.9	U	1.9	U
Perfluorodecanoic Acid (PFDA)	335-76-2	ng/l	~	40,000,000	1.9	U	1.8	U	1.9	U	1.9	U	1.9	U
Perfluorodecanesulfonic Acid (PFDS)	335-77-3	ng/l	~	~	1.9	U	1.8	U	1.9	U	1.9	U	1.9	U
Perfluoroundecanoic Acid (PFUnA)	2058-94-8	ng/l	~	~	1.9	U	1.8	U	1.9	U	1.9	U	1.9	U
Perfluorododecanoic Acid (PFDoA)	307-55-1	ng/l	~	~	1.9	U	1.8	U	1.9	U	1.9	U	1.9	U
Perfluorotridecanoic Acid (PFTrDA)	72629-94-8	ng/l	~	~	1.9	U	1.8	U	1.9	U	1.9	U	1.9	U
Perfluorotetradecanoic Acid (PFTeDA)	376-06-7	ng/l	~	~	1.9	U	1.8	U	1.9	U	1.9	U	1.9	U
Perfluorooctanesulfonamide (PFOSA)	754-91-6	ng/l	~	~	1.9	U	1.8	U	1.9	U	1.9	U	1.9	U
N-ethyl perfluorooctanesulfonamidoacetic acid (NEtFOSAA)	2991-50-6	ng/l	~	~	1.9	U	1.8	U	1.9	U	1.9	U	1.9	U
N-methyl perfluorooctanesulfonamidoacetic acid (NMeFOSAA)	2355-31-9	ng/l	~	~	1.9	U	1.8	U	1.9	U	1.9	U	1.9	U
4:2 Fluorotelomer sulfonic acid (4:2 FTS)	757124-72-4	ng/l	~	~	1.9	U	1.8	U	1.9	U	1.9	U	1.9	U
6:2 Fluorotelomer sulfonic acid (6:2 FTS)	27619-97-2	ng/l	~	~	**6.6**		1.8	U	1.9	U	1.9	U	1.9	U
8:2 Fluorotelomer sulfonic acid (8:2 FTS)	39108-34-4	ng/l	~	~	1.9	U	1.8	U	1.9	U	1.9	U	1.9	U
Perfluoro-3-methoxypropanoic acid (PFMPA)	377-73-1	ng/l	~	~	1.9	U	1.8	U	1.9	U	1.9	U	1.9	U
Perfluoro-4-methoxybutanoic acid (PFMBA)	863090-89-5	ng/l	~	~	1.9	U	1.8	U	1.9	U	1.9	U	1.9	U
Hexafluoropropylene oxide dimer acid (HFPO-DA)	13252-13-6	ng/l	~	~	1.9	U	1.8	U	1.9	U	1.9	U	1.9	U
Nonafluoro-3,6-dioxaheptanoic acid (NFDHA)	151772-58-6	ng/l	~	~	1.9	U	1.8	U	1.9	U	1.9	U	1.9	U
4,8-dioxa-3H-perfluorononanoic acid (ADONA)	919005-14-4	ng/l	~	~	1.9	U	1.8	U	1.9	U	1.9	U	1.9	U
Perfluoro(2-ethoxyethane) sulfonic acid (PFEESA)	113507-87-7	ng/l	~	~	1.9	U	1.8	U	1.9	U	1.9	U	1.9	U
9-Chlorohexadecafluoro-3-oxanonane-1-sulfonic acid (9Cl-PF3ONS)	756426-58-1	ng/l	~	~	1.9	U	1.8	U	1.9	U	1.9	U	1.9	U
11-chloroeicosafluoro-3-oxaundecane-1-sulfonic acid (11Cl-PF3OUdS)	763051-92-9	ng/l	~	~	1.9	U	1.8	U	1.9	U	1.9	U	1.9	U
Perfluoro-1-butanesulfonamide (FBSA)	30334-69-1	ng/l	~	~	1.9	U	1.8	U	1.9	U	1.9	U	1.9	U
Perfluoro-1-hexanesulfonamide (FHxSA)	41997-13-1	ng/l	~	~	1.9	U	1.8	U	1.9	U	1.9	U	1.9	U
PFAS MA (6 total)		ng/l	20	~	**9.9**	Y	**8.5**	Y	**7.2**	Y	**70.7**	Y	**16.5**	Y

QC by MDM 6/26/2025

Bold Detected above laboratory reporting limit
Bold Detected above one or more applicable standards

Abbreviations:

~	No applicable standard
MCP	Massachusetts Contingency Plan, 310 CMR 40.0000
mg/l	milligrams per liter (parts per million)
ug/L	micrograms per liter (parts per billion)
ng/l	nanograms per liter (parts per trillion)
U	not detected above laboratory reporting limit
Y	calculated value
J	estimated value less than the reporting limit, but greater than the method detection limit
ND	not detected
PFAS MA (6 total)	Six compounds summed are PFDA, PFHpA, PFHxS, PFNA, PFOS, and PFOA.
RPD	Relative Percent Difference; calculated as the absolute value of the difference between the well result and the duplicate result divided by the average of the well and duplicate result

Notes:
- Analytical results compared to the Massachusetts Contingency Plan (MCP) Reportable Concentrations 310 CMR 40.0000, revised March 2024.
- Two field duplicate samples were collected for quality assurance purposes, at CD-MW-603 and SPD-MW-401S.

Weston & Sampson

APPENDIX A

Laboratory Data Packages

Pace Analytical Services, LLC - East Longmeadow, Ma

39 Spruce Street * East Longmeadow, MA 01028 * FAX 413/525-6405 * TEL. 413/525-2332

February 24, 2025

Rebecca Mauser-Hoye
Weston & Sampson Engineers MA
55 Walkers Brook Drive
Reading, MA 01867

Project Location: 45 Hospital Rd, Medfield, MA
Client Job Number:
Project Number: ENG21-0684
Laboratory Work Order Number: 25B0691

Enclosed are results of analyses for samples as received by the laboratory on February 13, 2025. If you have any questions concerning this report, please feel free to contact me.

Sincerely,



Rebecca Faust
Project Manager

Table of Contents

Sample Summary 4

Case Narrative 6

Sample Results 8

25B0691-01 8

25B0691-02 10

25B0691-03 12

25B0691-04 14

25B0691-05 16

25B0691-06 18

25B0691-07 21

25B0691-08 24

25B0691-09 27

25B0691-10 30

25B0691-11 33

25B0691-12 36

25B0691-13 39

25B0691-14 42

25B0691-15 45

25B0691-16 48

25B0691-17 51

25B0691-18 54

25B0691-19 56

25B0691-20 59

Sample Preparation Information 61

QC Data 63

Table of Contents (continued)

Volatile Organic Compounds by GC/MS 63

B398870 63

Metals Analyses (Dissolved) 68

B398952 68

B399340 70

Flag/Qualifier Summary 71

Certifications 72

Chain of Custody/Sample Receipt 75

Pace Analytical Services, LLC - East Longmeadow, Ma

39 Spruce Street * East Longmeadow, MA 01028 * FAX 413/525-6405 * TEL. 413/525-2332

Weston & Sampson Engineers MA
55 Walkers Brook Drive
Reading, MA 01867
ATTN: Rebecca Mauser-Hoye

REPORT DATE: 2/24/2025

PURCHASE ORDER NUMBER:

PROJECT NUMBER: ENG21-0684

ANALYTICAL SUMMARY

WORK ORDER NUMBER: 25B0691

The results of analyses performed on the following samples submitted to Pace Analytical Services, LLC - East Longmeadow, Ma, are found in this report.

PROJECT LOCATION: 45 Hospital Rd, Medfield, MA

FIELD SAMPLE #	LAB ID:	MATRIX	SAMPLE DESCRIPTION	TEST	SUB LAB
SPD-MW-401S	25B0691-01	Ground Water		SW-846 8260D	
SPD-MW-500	25B0691-02	Ground Water		SW-846 8260D	
SPD-MW-704	25B0691-03	Ground Water		SW-846 8260D	
SPD-MW-504R	25B0691-04	Ground Water		SW-846 8260D	
SPD-MW-402	25B0691-05	Ground Water		SW-846 8260D	
CD-MW-505	25B0691-06	Ground Water		SW-846 6020B	
				SW-846 7470A	
				SW-846 8260D	
CD-MW-504	25B0691-07	Ground Water		SW-846 6020B	
				SW-846 7470A	
				SW-846 8260D	
CD-MW-503	25B0691-08	Ground Water		SW-846 6020B	
				SW-846 7470A	
				SW-846 8260D	
CD-MW-502	25B0691-09	Ground Water		SW-846 6020B	
				SW-846 7470A	
				SW-846 8260D	
CD-MW-501	25B0691-10	Ground Water		SW-846 6020B	
				SW-846 7470A	
				SW-846 8260D	
CD-MW-500	25B0691-11	Ground Water		SW-846 6020B	
				SW-846 7470A	
				SW-846 8260D	
CD-MW-605	25B0691-12	Ground Water		SW-846 6020B	
				SW-846 7470A	
				SW-846 8260D	
CD-MW-604	25B0691-13	Ground Water		SW-846 6020B	
				SW-846 7470A	
				SW-846 8260D	
CD-MW-603	25B0691-14	Ground Water		SW-846 6020B	
				SW-846 7470A	
				SW-846 8260D	
CD-MW-602	25B0691-15	Ground Water		SW-846 6020B	
				SW-846 7470A	
				SW-846 8260D	
CD-MW-601	25B0691-16	Ground Water		SW-846 6020B	
				SW-846 7470A	
				SW-846 8260D	
CD-MW-600	25B0691-17	Ground Water		SW-846 6020B	
				SW-846 7470A	
				SW-846 8260D	

Pace Analytical Services, LLC - East Longmeadow, Ma

39 Spruce Street * East Longmeadow, MA 01028 * FAX 413/525-6405 * TEL. 413/525-2332

Weston & Sampson Engineers MA
55 Walkers Brook Drive
Reading, MA 01867
ATTN: Rebecca Mauser-Hoye

REPORT DATE: 2/24/2025

PURCHASE ORDER NUMBER:

PROJECT NUMBER: ENG21-0684

ANALYTICAL SUMMARY

WORK ORDER NUMBER: 25B0691

The results of analyses performed on the following samples submitted to Pace Analytical Services, LLC - East Longmeadow, Ma, are found in this report.

PROJECT LOCATION: 45 Hospital Rd, Medfield, MA

FIELD SAMPLE #	LAB ID:	MATRIX	SAMPLE DESCRIPTION	TEST	SUB LAB
DUP-1	25B0691-18	Ground Water		SW-846 8260D	
DUP-2	25B0691-19	Ground Water		SW-846 6020B	
				SW-846 7470A	
				SW-846 8260D	
TRIP BLANK	25B0691-20	Trip Blank Water		SW-846 8260D	

Pace Analytical Services, LLC - East Longmeadow, Ma

39 Spruce Street * East Longmeadow, MA 01028 * FAX 413/525-6405 * TEL. 413/525-2332

CASE NARRATIVE SUMMARY

All reported results are within defined laboratory quality control objectives unless listed below or otherwise qualified in this report.

SW-846 6020B

Qualifications:

R-04

Duplicate relative percent difference (RPD) is outside of control limits. RPD is a less useful indicator of sample precision for sample results that are <5 times the reporting limit (RL).

Analyte & Samples(s) Qualified:

Silver

25B0691-06[CD-MW-505], B398952-DUP1

V-20

Continuing calibration verification (CCV) did not meet method specifications and was biased on the high side. Data validation is not affected since sample result was "not detected" for this compound.

Analyte & Samples(s) Qualified:

Beryllium

25B0691-06[CD-MW-505], 25B0691-07[CD-MW-504], S118188-CCV2

SW-846 8260D

Qualifications:

RL-07

Elevated reporting limit based on lowest point in calibration.
MA CAM reporting limit not met.

Analyte & Samples(s) Qualified:

Carbon Disulfide

25B0691-01[SPD-MW-401S], 25B0691-02[SPD-MW-500], 25B0691-03[SPD-MW-704], 25B0691-04[SPD-MW-504R], 25B0691-05[SPD-MW-402], 25B0691-06[CD-MW-505], 25B0691-07[CD-MW-504], 25B0691-08[CD-MW-503], 25B0691-09[CD-MW-502], 25B0691-10[CD-MW-501], 25B0691- 11[CD-MW-500], 25B0691-12[CD-MW-605], 25B0691-13[CD-MW-604], 25B0691-14[CD-MW-603], 25B0691-15[CD-MW-602], 25B0691-16[CD-MW-601], 25B0691-17[CD-MW-600], 25B0691-18[DUP-1], 25B0691-19[DUP-2], 25B0691-20[TRIP BLANK]

Methylene Chloride

25B0691-01[SPD-MW-401S], 25B0691-02[SPD-MW-500], 25B0691-03[SPD-MW-704], 25B0691-04[SPD-MW-504R], 25B0691-05[SPD-MW-402], 25B0691-06[CD-MW-505], 25B0691-07[CD-MW-504], 25B0691-08[CD-MW-503], 25B0691-09[CD-MW-502], 25B0691-10[CD-MW-501], 25B0691- 11[CD-MW-500], 25B0691-12[CD-MW-605], 25B0691-13[CD-MW-604], 25B0691-14[CD-MW-603], 25B0691-15[CD-MW-602], 25B0691-16[CD-MW-601], 25B0691-17[CD-MW-600], 25B0691-18[DUP-1], 25B0691-19[DUP-2], 25B0691-20[TRIP BLANK]

V-05

Continuing calibration verification (CCV) did not meet method specifications and was biased on the low side for this compound.

Analyte & Samples(s) Qualified:

Bromomethane

25B0691-01[SPD-MW-401S], 25B0691-02[SPD-MW-500], 25B0691-03[SPD-MW-704], 25B0691-04[SPD-MW-504R], 25B0691-05[SPD-MW-402], 25B0691-06[CD-MW-505], 25B0691-07[CD-MW-504], 25B0691-08[CD-MW-503], 25B0691-09[CD-MW-502], 25B0691-10[CD-MW-501], 25B0691- 11[CD-MW-500], 25B0691-12[CD-MW-605], 25B0691-13[CD-MW-604], 25B0691-14[CD-MW-603], 25B0691-15[CD-MW-602], 25B0691-16[CD-MW-601], 25B0691-17[CD-MW-600], 25B0691-18[DUP-1], 25B0691-19[DUP-2], 25B0691-20[TRIP BLANK], B398870-BLK1, B398870-BS1, B398870-BSD1, S118104-CCV1

Chloromethane

25B0691-01[SPD-MW-401S], 25B0691-02[SPD-MW-500], 25B0691-03[SPD-MW-704], 25B0691-04[SPD-MW-504R], 25B0691-05[SPD-MW-402], 25B0691-06[CD-MW-505], 25B0691-07[CD-MW-504], 25B0691-08[CD-MW-503], 25B0691-09[CD-MW-502], 25B0691-10[CD-MW-501], 25B0691- 11[CD-MW-500], 25B0691-12[CD-MW-605], 25B0691-13[CD-MW-604], 25B0691-14[CD-MW-603], 25B0691-15[CD-MW-602], 25B0691-16[CD-MW-601], 25B0691-17[CD-MW-600], 25B0691-18[DUP-1], 25B0691-19[DUP-2], 25B0691-20[TRIP BLANK], B398870-BLK1, B398870-BS1, B398870-BSD1, S118104-CCV1

V-16

Response factor is less than method specified minimum acceptable value. Reduced precision and accuracy may be associated with reported result.

Analyte & Samples(s) Qualified:

1,4-Dioxane

S118104-CCV1

Pace Analytical Services, LLC - East Longmeadow, Ma

39 Spruce Street * East Longmeadow, MA 01028 * FAX 413/525-6405 * TEL. 413/525-2332

The results of analyses reported only relate to samples submitted to Pace Analytical Services, LLC - East Longmeadow, Ma, for testing.
I certify that the analyses listed above, unless specifically listed as subcontracted, if any, were performed under my direction according to the approved methodologies listed in this document, and that based upon my inquiry of those individuals immediately responsible for obtaining the information, the material contained in this report is, to the best of my knowledge and belief, accurate and complete.

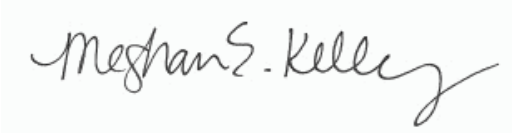

Meghan E. Kelley
Reporting Specialist

Pace Analytical Services, LLC - East Longmeadow, Ma

39 Spruce Street * East Longmeadow, MA 01028 * FAX 413/525-6405 * TEL. 413/525-2332

Project Location: 45 Hospital Rd, Medfield, MA Sample Description: Work Order: 25B0691

Date Received: 2/13/2025

Field Sample #: SPD-MW-401S Sampled: 2/10/2025 11:15

Sample ID: 25B0691-01

Sample Matrix: Ground Water

Volatile Organic Compounds by GC/MS

Analyte	Results	RL	Units	Dilution	Flag/Qual	Method	Date Prepared	Date/Time Analyzed	Analyst
Acetone	ND	10	µg/L	1		SW-846 8260D	2/14/25	2/14/25 12:19	EEH
tert-Amyl Methyl Ether (TAME)	ND	0.50	µg/L	1		SW-846 8260D	2/14/25	2/14/25 12:19	EEH
Benzene	ND	1.0	µg/L	1		SW-846 8260D	2/14/25	2/14/25 12:19	EEH
Bromobenzene	ND	1.0	µg/L	1		SW-846 8260D	2/14/25	2/14/25 12:19	EEH
Bromochloromethane	ND	1.0	µg/L	1		SW-846 8260D	2/14/25	2/14/25 12:19	EEH
Bromodichloromethane	ND	1.0	µg/L	1		SW-846 8260D	2/14/25	2/14/25 12:19	EEH
Bromoform	ND	1.0	µg/L	1		SW-846 8260D	2/14/25	2/14/25 12:19	EEH
Bromomethane	ND	2.0	µg/L	1	V-05	SW-846 8260D	2/14/25	2/14/25 12:19	EEH
2-Butanone (MEK)	ND	10	µg/L	1		SW-846 8260D	2/14/25	2/14/25 12:19	EEH
n-Butylbenzene	ND	1.0	µg/L	1		SW-846 8260D	2/14/25	2/14/25 12:19	EEH
sec-Butylbenzene	ND	1.0	µg/L	1		SW-846 8260D	2/14/25	2/14/25 12:19	EEH
tert-Butylbenzene	ND	1.0	µg/L	1		SW-846 8260D	2/14/25	2/14/25 12:19	EEH
tert-Butyl Ethyl Ether (TBEE)	ND	0.50	µg/L	1		SW-846 8260D	2/14/25	2/14/25 12:19	EEH
Carbon Disulfide	ND	5.0	µg/L	1	RL-07	SW-846 8260D	2/14/25	2/14/25 12:19	EEH
Carbon Tetrachloride	ND	1.0	µg/L	1		SW-846 8260D	2/14/25	2/14/25 12:19	EEH
Chlorobenzene	ND	1.0	µg/L	1		SW-846 8260D	2/14/25	2/14/25 12:19	EEH
Chlorodibromomethane	ND	0.50	µg/L	1		SW-846 8260D	2/14/25	2/14/25 12:19	EEH
Chloroethane	ND	2.0	µg/L	1		SW-846 8260D	2/14/25	2/14/25 12:19	EEH
Chloroform	ND	2.0	µg/L	1		SW-846 8260D	2/14/25	2/14/25 12:19	EEH
Chloromethane	ND	2.0	µg/L	1	V-05	SW-846 8260D	2/14/25	2/14/25 12:19	EEH
2-Chlorotoluene	ND	1.0	µg/L	1		SW-846 8260D	2/14/25	2/14/25 12:19	EEH
4-Chlorotoluene	ND	1.0	µg/L	1		SW-846 8260D	2/14/25	2/14/25 12:19	EEH
1,2-Dibromo-3-chloropropane (DBCP)	ND	2.0	µg/L	1		SW-846 8260D	2/14/25	2/14/25 12:19	EEH
1,2-Dibromoethane (EDB)	ND	0.50	µg/L	1		SW-846 8260D	2/14/25	2/14/25 12:19	EEH
Dibromomethane	ND	1.0	µg/L	1		SW-846 8260D	2/14/25	2/14/25 12:19	EEH
1,2-Dichlorobenzene	ND	1.0	µg/L	1		SW-846 8260D	2/14/25	2/14/25 12:19	EEH
1,3-Dichlorobenzene	ND	1.0	µg/L	1		SW-846 8260D	2/14/25	2/14/25 12:19	EEH
1,4-Dichlorobenzene	ND	1.0	µg/L	1		SW-846 8260D	2/14/25	2/14/25 12:19	EEH
Dichlorodifluoromethane (Freon 12)	ND	2.0	µg/L	1		SW-846 8260D	2/14/25	2/14/25 12:19	EEH
1,1-Dichloroethane	ND	1.0	µg/L	1		SW-846 8260D	2/14/25	2/14/25 12:19	EEH
1,2-Dichloroethane	ND	1.0	µg/L	1		SW-846 8260D	2/14/25	2/14/25 12:19	EEH
1,1-Dichloroethylene	ND	1.0	µg/L	1		SW-846 8260D	2/14/25	2/14/25 12:19	EEH
cis-1,2-Dichloroethylene	ND	1.0	µg/L	1		SW-846 8260D	2/14/25	2/14/25 12:19	EEH
trans-1,2-Dichloroethylene	ND	1.0	µg/L	1		SW-846 8260D	2/14/25	2/14/25 12:19	EEH
1,2-Dichloropropane	ND	1.0	µg/L	1		SW-846 8260D	2/14/25	2/14/25 12:19	EEH
1,3-Dichloropropane	ND	0.50	µg/L	1		SW-846 8260D	2/14/25	2/14/25 12:19	EEH
2,2-Dichloropropane	ND	1.0	µg/L	1		SW-846 8260D	2/14/25	2/14/25 12:19	EEH
1,1-Dichloropropene	ND	0.50	µg/L	1		SW-846 8260D	2/14/25	2/14/25 12:19	EEH
cis-1,3-Dichloropropene	ND	0.40	µg/L	1		SW-846 8260D	2/14/25	2/14/25 12:19	EEH
trans-1,3-Dichloropropene	ND	0.40	µg/L	1		SW-846 8260D	2/14/25	2/14/25 12:19	EEH
Diethyl Ether	ND	2.0	µg/L	1		SW-846 8260D	2/14/25	2/14/25 12:19	EEH
Diisopropyl Ether (DIPE)	ND	0.50	µg/L	1		SW-846 8260D	2/14/25	2/14/25 12:19	EEH
1,4-Dioxane	ND	50	µg/L	1		SW-846 8260D	2/14/25	2/14/25 12:19	EEH
Ethylbenzene	ND	1.0	µg/L	1		SW-846 8260D	2/14/25	2/14/25 12:19	EEH

Pace Analytical Services, LLC - East Longmeadow, Ma

39 Spruce Street * East Longmeadow, MA 01028 * FAX 413/525-6405 * TEL. 413/525-2332

Project Location: 45 Hospital Rd, Medfield, MA | Sample Description: | Work Order: 25B0691

Date Received: 2/13/2025

Field Sample #: SPD-MW-401S | Sampled: 2/10/2025 11:15

Sample ID: 25B0691-01

Sample Matrix: Ground Water

Volatile Organic Compounds by GC/MS

Analyte	Results	RL	Units	Dilution	Flag/Qual	Method	Date Prepared	Date/Time Analyzed	Analyst
Hexachlorobutadiene	ND	0.60	µg/L	1		SW-846 8260D	2/14/25	2/14/25 12:19	EEH
2-Hexanone (MBK)	ND	10	µg/L	1		SW-846 8260D	2/14/25	2/14/25 12:19	EEH
Isopropylbenzene (Cumene)	ND	1.0	µg/L	1		SW-846 8260D	2/14/25	2/14/25 12:19	EEH
p-Isopropyltoluene (p-Cymene)	ND	1.0	µg/L	1		SW-846 8260D	2/14/25	2/14/25 12:19	EEH
Methyl tert-Butyl Ether (MTBE)	ND	1.0	µg/L	1		SW-846 8260D	2/14/25	2/14/25 12:19	EEH
Methylene Chloride	ND	5.0	µg/L	1	RL-07	SW-846 8260D	2/14/25	2/14/25 12:19	EEH
4-Methyl-2-pentanone (MIBK)	ND	10	µg/L	1		SW-846 8260D	2/14/25	2/14/25 12:19	EEH
Naphthalene	ND	2.0	µg/L	1		SW-846 8260D	2/14/25	2/14/25 12:19	EEH
n-Propylbenzene	ND	1.0	µg/L	1		SW-846 8260D	2/14/25	2/14/25 12:19	EEH
Styrene	ND	1.0	µg/L	1		SW-846 8260D	2/14/25	2/14/25 12:19	EEH
1,1,1,2-Tetrachloroethane	ND	1.0	µg/L	1		SW-846 8260D	2/14/25	2/14/25 12:19	EEH
1,1,2,2-Tetrachloroethane	ND	0.50	µg/L	1		SW-846 8260D	2/14/25	2/14/25 12:19	EEH
Tetrachloroethylene	1.6	1.0	µg/L	1		SW-846 8260D	2/14/25	2/14/25 12:19	EEH
Tetrahydrofuran	ND	2.0	µg/L	1		SW-846 8260D	2/14/25	2/14/25 12:19	EEH
Toluene	ND	1.0	µg/L	1		SW-846 8260D	2/14/25	2/14/25 12:19	EEH
1,2,3-Trichlorobenzene	ND	2.0	µg/L	1		SW-846 8260D	2/14/25	2/14/25 12:19	EEH
1,2,4-Trichlorobenzene	ND	1.0	µg/L	1		SW-846 8260D	2/14/25	2/14/25 12:19	EEH
1,1,1-Trichloroethane	ND	1.0	µg/L	1		SW-846 8260D	2/14/25	2/14/25 12:19	EEH
1,1,2-Trichloroethane	ND	1.0	µg/L	1		SW-846 8260D	2/14/25	2/14/25 12:19	EEH
Trichloroethylene	ND	1.0	µg/L	1		SW-846 8260D	2/14/25	2/14/25 12:19	EEH
Trichlorofluoromethane (Freon 11)	ND	2.0	µg/L	1		SW-846 8260D	2/14/25	2/14/25 12:19	EEH
1,2,3-Trichloropropane	ND	2.0	µg/L	1		SW-846 8260D	2/14/25	2/14/25 12:19	EEH
1,2,4-Trimethylbenzene	ND	1.0	µg/L	1		SW-846 8260D	2/14/25	2/14/25 12:19	EEH
1,3,5-Trimethylbenzene	ND	1.0	µg/L	1		SW-846 8260D	2/14/25	2/14/25 12:19	EEH
Vinyl Chloride	ND	2.0	µg/L	1		SW-846 8260D	2/14/25	2/14/25 12:19	EEH
m+p Xylene	ND	2.0	µg/L	1		SW-846 8260D	2/14/25	2/14/25 12:19	EEH
o-Xylene	ND	1.0	µg/L	1		SW-846 8260D	2/14/25	2/14/25 12:19	EEH

Surrogates	% Recovery	Recovery Limits	Flag/Qual	
1,2-Dichloroethane-d4	104	70-130		2/14/25 12:19
Toluene-d8	97.9	70-130		2/14/25 12:19
4-Bromofluorobenzene	105	70-130		2/14/25 12:19

Pace Analytical Services, LLC - East Longmeadow, Ma

39 Spruce Street * East Longmeadow, MA 01028 * FAX 413/525-6405 * TEL. 413/525-2332

Project Location: 45 Hospital Rd, Medfield, MA Sample Description: Work Order: 25B0691

Date Received: 2/13/2025

Field Sample #: SPD-MW-500 Sampled: 2/10/2025 11:35

Sample ID: 25B0691-02

Sample Matrix: Ground Water

Volatile Organic Compounds by GC/MS

Analyte	Results	RL	Units	Dilution	Flag/Qual	Method	Date Prepared	Date/Time Analyzed	Analyst
Acetone	ND	10	µg/L	1		SW-846 8260D	2/14/25	2/14/25 12:45	EEH
tert-Amyl Methyl Ether (TAME)	ND	0.50	µg/L	1		SW-846 8260D	2/14/25	2/14/25 12:45	EEH
Benzene	ND	1.0	µg/L	1		SW-846 8260D	2/14/25	2/14/25 12:45	EEH
Bromobenzene	ND	1.0	µg/L	1		SW-846 8260D	2/14/25	2/14/25 12:45	EEH
Bromochloromethane	ND	1.0	µg/L	1		SW-846 8260D	2/14/25	2/14/25 12:45	EEH
Bromodichloromethane	ND	1.0	µg/L	1		SW-846 8260D	2/14/25	2/14/25 12:45	EEH
Bromoform	ND	1.0	µg/L	1		SW-846 8260D	2/14/25	2/14/25 12:45	EEH
Bromomethane	ND	2.0	µg/L	1	V-05	SW-846 8260D	2/14/25	2/14/25 12:45	EEH
2-Butanone (MEK)	ND	10	µg/L	1		SW-846 8260D	2/14/25	2/14/25 12:45	EEH
n-Butylbenzene	ND	1.0	µg/L	1		SW-846 8260D	2/14/25	2/14/25 12:45	EEH
sec-Butylbenzene	ND	1.0	µg/L	1		SW-846 8260D	2/14/25	2/14/25 12:45	EEH
tert-Butylbenzene	ND	1.0	µg/L	1		SW-846 8260D	2/14/25	2/14/25 12:45	EEH
tert-Butyl Ethyl Ether (TBEE)	ND	0.50	µg/L	1		SW-846 8260D	2/14/25	2/14/25 12:45	EEH
Carbon Disulfide	ND	5.0	µg/L	1	RL-07	SW-846 8260D	2/14/25	2/14/25 12:45	EEH
Carbon Tetrachloride	ND	1.0	µg/L	1		SW-846 8260D	2/14/25	2/14/25 12:45	EEH
Chlorobenzene	ND	1.0	µg/L	1		SW-846 8260D	2/14/25	2/14/25 12:45	EEH
Chlorodibromomethane	ND	0.50	µg/L	1		SW-846 8260D	2/14/25	2/14/25 12:45	EEH
Chloroethane	ND	2.0	µg/L	1		SW-846 8260D	2/14/25	2/14/25 12:45	EEH
Chloroform	ND	2.0	µg/L	1		SW-846 8260D	2/14/25	2/14/25 12:45	EEH
Chloromethane	ND	2.0	µg/L	1	V-05	SW-846 8260D	2/14/25	2/14/25 12:45	EEH
2-Chlorotoluene	ND	1.0	µg/L	1		SW-846 8260D	2/14/25	2/14/25 12:45	EEH
4-Chlorotoluene	ND	1.0	µg/L	1		SW-846 8260D	2/14/25	2/14/25 12:45	EEH
1,2-Dibromo-3-chloropropane (DBCP)	ND	2.0	µg/L	1		SW-846 8260D	2/14/25	2/14/25 12:45	EEH
1,2-Dibromoethane (EDB)	ND	0.50	µg/L	1		SW-846 8260D	2/14/25	2/14/25 12:45	EEH
Dibromomethane	ND	1.0	µg/L	1		SW-846 8260D	2/14/25	2/14/25 12:45	EEH
1,2-Dichlorobenzene	ND	1.0	µg/L	1		SW-846 8260D	2/14/25	2/14/25 12:45	EEH
1,3-Dichlorobenzene	ND	1.0	µg/L	1		SW-846 8260D	2/14/25	2/14/25 12:45	EEH
1,4-Dichlorobenzene	ND	1.0	µg/L	1		SW-846 8260D	2/14/25	2/14/25 12:45	EEH
Dichlorodifluoromethane (Freon 12)	ND	2.0	µg/L	1		SW-846 8260D	2/14/25	2/14/25 12:45	EEH
1,1-Dichloroethane	ND	1.0	µg/L	1		SW-846 8260D	2/14/25	2/14/25 12:45	EEH
1,2-Dichloroethane	ND	1.0	µg/L	1		SW-846 8260D	2/14/25	2/14/25 12:45	EEH
1,1-Dichloroethylene	ND	1.0	µg/L	1		SW-846 8260D	2/14/25	2/14/25 12:45	EEH
cis-1,2-Dichloroethylene	ND	1.0	µg/L	1		SW-846 8260D	2/14/25	2/14/25 12:45	EEH
trans-1,2-Dichloroethylene	ND	1.0	µg/L	1		SW-846 8260D	2/14/25	2/14/25 12:45	EEH
1,2-Dichloropropane	ND	1.0	µg/L	1		SW-846 8260D	2/14/25	2/14/25 12:45	EEH
1,3-Dichloropropane	ND	0.50	µg/L	1		SW-846 8260D	2/14/25	2/14/25 12:45	EEH
2,2-Dichloropropane	ND	1.0	µg/L	1		SW-846 8260D	2/14/25	2/14/25 12:45	EEH
1,1-Dichloropropene	ND	0.50	µg/L	1		SW-846 8260D	2/14/25	2/14/25 12:45	EEH
cis-1,3-Dichloropropene	ND	0.40	µg/L	1		SW-846 8260D	2/14/25	2/14/25 12:45	EEH
trans-1,3-Dichloropropene	ND	0.40	µg/L	1		SW-846 8260D	2/14/25	2/14/25 12:45	EEH
Diethyl Ether	ND	2.0	µg/L	1		SW-846 8260D	2/14/25	2/14/25 12:45	EEH
Diisopropyl Ether (DIPE)	ND	0.50	µg/L	1		SW-846 8260D	2/14/25	2/14/25 12:45	EEH
1,4-Dioxane	ND	50	µg/L	1		SW-846 8260D	2/14/25	2/14/25 12:45	EEH
Ethylbenzene	ND	1.0	µg/L	1		SW-846 8260D	2/14/25	2/14/25 12:45	EEH

Pace Analytical Services, LLC - East Longmeadow, Ma

39 Spruce Street * East Longmeadow, MA 01028 * FAX 413/525-6405 * TEL. 413/525-2332

Project Location: 45 Hospital Rd, Medfield, MA | Sample Description: | Work Order: 25B0691

Date Received: 2/13/2025

Field Sample #: SPD-MW-500 | Sampled: 2/10/2025 11:35

Sample ID: 25B0691-02

Sample Matrix: Ground Water

Volatile Organic Compounds by GC/MS

Analyte	Results	RL	Units	Dilution	Flag/Qual	Method	Date Prepared	Date/Time Analyzed	Analyst
Hexachlorobutadiene	ND	0.60	µg/L	1		SW-846 8260D	2/14/25	2/14/25 12:45	EEH
2-Hexanone (MBK)	ND	10	µg/L	1		SW-846 8260D	2/14/25	2/14/25 12:45	EEH
Isopropylbenzene (Cumene)	ND	1.0	µg/L	1		SW-846 8260D	2/14/25	2/14/25 12:45	EEH
p-Isopropyltoluene (p-Cymene)	ND	1.0	µg/L	1		SW-846 8260D	2/14/25	2/14/25 12:45	EEH
Methyl tert-Butyl Ether (MTBE)	ND	1.0	µg/L	1		SW-846 8260D	2/14/25	2/14/25 12:45	EEH
Methylene Chloride	ND	5.0	µg/L	1	RL-07	SW-846 8260D	2/14/25	2/14/25 12:45	EEH
4-Methyl-2-pentanone (MIBK)	ND	10	µg/L	1		SW-846 8260D	2/14/25	2/14/25 12:45	EEH
Naphthalene	ND	2.0	µg/L	1		SW-846 8260D	2/14/25	2/14/25 12:45	EEH
n-Propylbenzene	ND	1.0	µg/L	1		SW-846 8260D	2/14/25	2/14/25 12:45	EEH
Styrene	ND	1.0	µg/L	1		SW-846 8260D	2/14/25	2/14/25 12:45	EEH
1,1,1,2-Tetrachloroethane	ND	1.0	µg/L	1		SW-846 8260D	2/14/25	2/14/25 12:45	EEH
1,1,2,2-Tetrachloroethane	ND	0.50	µg/L	1		SW-846 8260D	2/14/25	2/14/25 12:45	EEH
Tetrachloroethylene	1.8	1.0	µg/L	1		SW-846 8260D	2/14/25	2/14/25 12:45	EEH
Tetrahydrofuran	ND	2.0	µg/L	1		SW-846 8260D	2/14/25	2/14/25 12:45	EEH
Toluene	ND	1.0	µg/L	1		SW-846 8260D	2/14/25	2/14/25 12:45	EEH
1,2,3-Trichlorobenzene	ND	2.0	µg/L	1		SW-846 8260D	2/14/25	2/14/25 12:45	EEH
1,2,4-Trichlorobenzene	ND	1.0	µg/L	1		SW-846 8260D	2/14/25	2/14/25 12:45	EEH
1,1,1-Trichloroethane	ND	1.0	µg/L	1		SW-846 8260D	2/14/25	2/14/25 12:45	EEH
1,1,2-Trichloroethane	ND	1.0	µg/L	1		SW-846 8260D	2/14/25	2/14/25 12:45	EEH
Trichloroethylene	ND	1.0	µg/L	1		SW-846 8260D	2/14/25	2/14/25 12:45	EEH
Trichlorofluoromethane (Freon 11)	ND	2.0	µg/L	1		SW-846 8260D	2/14/25	2/14/25 12:45	EEH
1,2,3-Trichloropropane	ND	2.0	µg/L	1		SW-846 8260D	2/14/25	2/14/25 12:45	EEH
1,2,4-Trimethylbenzene	ND	1.0	µg/L	1		SW-846 8260D	2/14/25	2/14/25 12:45	EEH
1,3,5-Trimethylbenzene	ND	1.0	µg/L	1		SW-846 8260D	2/14/25	2/14/25 12:45	EEH
Vinyl Chloride	ND	2.0	µg/L	1		SW-846 8260D	2/14/25	2/14/25 12:45	EEH
m+p Xylene	ND	2.0	µg/L	1		SW-846 8260D	2/14/25	2/14/25 12:45	EEH
o-Xylene	ND	1.0	µg/L	1		SW-846 8260D	2/14/25	2/14/25 12:45	EEH

Surrogates	% Recovery	Recovery Limits	Flag/Qual		
1,2-Dichloroethane-d4	103	70-130		2/14/25	12:45
Toluene-d8	97.2	70-130		2/14/25	12:45
4-Bromofluorobenzene	98.6	70-130		2/14/25	12:45

Pace Analytical Services, LLC - East Longmeadow, Ma

39 Spruce Street * East Longmeadow, MA 01028 * FAX 413/525-6405 * TEL. 413/525-2332

Project Location: 45 Hospital Rd, Medfield, MA Sample Description: Work Order: 25B0691

Date Received: 2/13/2025

Field Sample #: SPD-MW-704 Sampled: 2/10/2025 12:00

Sample ID: 25B0691-03

Sample Matrix: Ground Water

Volatile Organic Compounds by GC/MS

Analyte	Results	RL	Units	Dilution	Flag/Qual	Method	Date Prepared	Date/Time Analyzed	Analyst
Acetone	ND	10	µg/L	1		SW-846 8260D	2/14/25	2/14/25 13:10	EEH
tert-Amyl Methyl Ether (TAME)	ND	0.50	µg/L	1		SW-846 8260D	2/14/25	2/14/25 13:10	EEH
Benzene	ND	1.0	µg/L	1		SW-846 8260D	2/14/25	2/14/25 13:10	EEH
Bromobenzene	ND	1.0	µg/L	1		SW-846 8260D	2/14/25	2/14/25 13:10	EEH
Bromochloromethane	ND	1.0	µg/L	1		SW-846 8260D	2/14/25	2/14/25 13:10	EEH
Bromodichloromethane	ND	1.0	µg/L	1		SW-846 8260D	2/14/25	2/14/25 13:10	EEH
Bromoform	ND	1.0	µg/L	1		SW-846 8260D	2/14/25	2/14/25 13:10	EEH
Bromomethane	ND	2.0	µg/L	1	V-05	SW-846 8260D	2/14/25	2/14/25 13:10	EEH
2-Butanone (MEK)	ND	10	µg/L	1		SW-846 8260D	2/14/25	2/14/25 13:10	EEH
n-Butylbenzene	ND	1.0	µg/L	1		SW-846 8260D	2/14/25	2/14/25 13:10	EEH
sec-Butylbenzene	ND	1.0	µg/L	1		SW-846 8260D	2/14/25	2/14/25 13:10	EEH
tert-Butylbenzene	ND	1.0	µg/L	1		SW-846 8260D	2/14/25	2/14/25 13:10	EEH
tert-Butyl Ethyl Ether (TBEE)	ND	0.50	µg/L	1		SW-846 8260D	2/14/25	2/14/25 13:10	EEH
Carbon Disulfide	ND	5.0	µg/L	1	RL-07	SW-846 8260D	2/14/25	2/14/25 13:10	EEH
Carbon Tetrachloride	ND	1.0	µg/L	1		SW-846 8260D	2/14/25	2/14/25 13:10	EEH
Chlorobenzene	ND	1.0	µg/L	1		SW-846 8260D	2/14/25	2/14/25 13:10	EEH
Chlorodibromomethane	ND	0.50	µg/L	1		SW-846 8260D	2/14/25	2/14/25 13:10	EEH
Chloroethane	ND	2.0	µg/L	1		SW-846 8260D	2/14/25	2/14/25 13:10	EEH
Chloroform	ND	2.0	µg/L	1		SW-846 8260D	2/14/25	2/14/25 13:10	EEH
Chloromethane	ND	2.0	µg/L	1	V-05	SW-846 8260D	2/14/25	2/14/25 13:10	EEH
2-Chlorotoluene	ND	1.0	µg/L	1		SW-846 8260D	2/14/25	2/14/25 13:10	EEH
4-Chlorotoluene	ND	1.0	µg/L	1		SW-846 8260D	2/14/25	2/14/25 13:10	EEH
1,2-Dibromo-3-chloropropane (DBCP)	ND	2.0	µg/L	1		SW-846 8260D	2/14/25	2/14/25 13:10	EEH
1,2-Dibromoethane (EDB)	ND	0.50	µg/L	1		SW-846 8260D	2/14/25	2/14/25 13:10	EEH
Dibromomethane	ND	1.0	µg/L	1		SW-846 8260D	2/14/25	2/14/25 13:10	EEH
1,2-Dichlorobenzene	ND	1.0	µg/L	1		SW-846 8260D	2/14/25	2/14/25 13:10	EEH
1,3-Dichlorobenzene	ND	1.0	µg/L	1		SW-846 8260D	2/14/25	2/14/25 13:10	EEH
1,4-Dichlorobenzene	ND	1.0	µg/L	1		SW-846 8260D	2/14/25	2/14/25 13:10	EEH
Dichlorodifluoromethane (Freon 12)	ND	2.0	µg/L	1		SW-846 8260D	2/14/25	2/14/25 13:10	EEH
1,1-Dichloroethane	ND	1.0	µg/L	1		SW-846 8260D	2/14/25	2/14/25 13:10	EEH
1,2-Dichloroethane	ND	1.0	µg/L	1		SW-846 8260D	2/14/25	2/14/25 13:10	EEH
1,1-Dichloroethylene	ND	1.0	µg/L	1		SW-846 8260D	2/14/25	2/14/25 13:10	EEH
cis-1,2-Dichloroethylene	ND	1.0	µg/L	1		SW-846 8260D	2/14/25	2/14/25 13:10	EEH
trans-1,2-Dichloroethylene	ND	1.0	µg/L	1		SW-846 8260D	2/14/25	2/14/25 13:10	EEH
1,2-Dichloropropane	ND	1.0	µg/L	1		SW-846 8260D	2/14/25	2/14/25 13:10	EEH
1,3-Dichloropropane	ND	0.50	µg/L	1		SW-846 8260D	2/14/25	2/14/25 13:10	EEH
2,2-Dichloropropane	ND	1.0	µg/L	1		SW-846 8260D	2/14/25	2/14/25 13:10	EEH
1,1-Dichloropropene	ND	0.50	µg/L	1		SW-846 8260D	2/14/25	2/14/25 13:10	EEH
cis-1,3-Dichloropropene	ND	0.40	µg/L	1		SW-846 8260D	2/14/25	2/14/25 13:10	EEH
trans-1,3-Dichloropropene	ND	0.40	µg/L	1		SW-846 8260D	2/14/25	2/14/25 13:10	EEH
Diethyl Ether	ND	2.0	µg/L	1		SW-846 8260D	2/14/25	2/14/25 13:10	EEH
Diisopropyl Ether (DIPE)	ND	0.50	µg/L	1		SW-846 8260D	2/14/25	2/14/25 13:10	EEH
1,4-Dioxane	ND	50	µg/L	1		SW-846 8260D	2/14/25	2/14/25 13:10	EEH
Ethylbenzene	ND	1.0	µg/L	1		SW-846 8260D	2/14/25	2/14/25 13:10	EEH

Pace Analytical Services, LLC - East Longmeadow, Ma

39 Spruce Street * East Longmeadow, MA 01028 * FAX 413/525-6405 * TEL. 413/525-2332

Project Location: 45 Hospital Rd, Medfield, MA | Sample Description: | Work Order: 25B0691

Date Received: 2/13/2025

Field Sample #: SPD-MW-704 | Sampled: 2/10/2025 12:00

Sample ID: 25B0691-03

Sample Matrix: Ground Water

Volatile Organic Compounds by GC/MS

Analyte	Results	RL	Units	Dilution	Flag/Qual	Method	Date Prepared	Date/Time Analyzed	Analyst
Hexachlorobutadiene	ND	0.60	µg/L	1		SW-846 8260D	2/14/25	2/14/25 13:10	EEH
2-Hexanone (MBK)	ND	10	µg/L	1		SW-846 8260D	2/14/25	2/14/25 13:10	EEH
Isopropylbenzene (Cumene)	ND	1.0	µg/L	1		SW-846 8260D	2/14/25	2/14/25 13:10	EEH
p-Isopropyltoluene (p-Cymene)	ND	1.0	µg/L	1		SW-846 8260D	2/14/25	2/14/25 13:10	EEH
Methyl tert-Butyl Ether (MTBE)	ND	1.0	µg/L	1		SW-846 8260D	2/14/25	2/14/25 13:10	EEH
Methylene Chloride	ND	5.0	µg/L	1	RL-07	SW-846 8260D	2/14/25	2/14/25 13:10	EEH
4-Methyl-2-pentanone (MIBK)	ND	10	µg/L	1		SW-846 8260D	2/14/25	2/14/25 13:10	EEH
Naphthalene	ND	2.0	µg/L	1		SW-846 8260D	2/14/25	2/14/25 13:10	EEH
n-Propylbenzene	ND	1.0	µg/L	1		SW-846 8260D	2/14/25	2/14/25 13:10	EEH
Styrene	ND	1.0	µg/L	1		SW-846 8260D	2/14/25	2/14/25 13:10	EEH
1,1,1,2-Tetrachloroethane	ND	1.0	µg/L	1		SW-846 8260D	2/14/25	2/14/25 13:10	EEH
1,1,2,2-Tetrachloroethane	ND	0.50	µg/L	1		SW-846 8260D	2/14/25	2/14/25 13:10	EEH
Tetrachloroethylene	7.2	1.0	µg/L	1		SW-846 8260D	2/14/25	2/14/25 13:10	EEH
Tetrahydrofuran	ND	2.0	µg/L	1		SW-846 8260D	2/14/25	2/14/25 13:10	EEH
Toluene	ND	1.0	µg/L	1		SW-846 8260D	2/14/25	2/14/25 13:10	EEH
1,2,3-Trichlorobenzene	ND	2.0	µg/L	1		SW-846 8260D	2/14/25	2/14/25 13:10	EEH
1,2,4-Trichlorobenzene	ND	1.0	µg/L	1		SW-846 8260D	2/14/25	2/14/25 13:10	EEH
1,1,1-Trichloroethane	ND	1.0	µg/L	1		SW-846 8260D	2/14/25	2/14/25 13:10	EEH
1,1,2-Trichloroethane	ND	1.0	µg/L	1		SW-846 8260D	2/14/25	2/14/25 13:10	EEH
Trichloroethylene	ND	1.0	µg/L	1		SW-846 8260D	2/14/25	2/14/25 13:10	EEH
Trichlorofluoromethane (Freon 11)	ND	2.0	µg/L	1		SW-846 8260D	2/14/25	2/14/25 13:10	EEH
1,2,3-Trichloropropane	ND	2.0	µg/L	1		SW-846 8260D	2/14/25	2/14/25 13:10	EEH
1,2,4-Trimethylbenzene	ND	1.0	µg/L	1		SW-846 8260D	2/14/25	2/14/25 13:10	EEH
1,3,5-Trimethylbenzene	ND	1.0	µg/L	1		SW-846 8260D	2/14/25	2/14/25 13:10	EEH
Vinyl Chloride	ND	2.0	µg/L	1		SW-846 8260D	2/14/25	2/14/25 13:10	EEH
m+p Xylene	ND	2.0	µg/L	1		SW-846 8260D	2/14/25	2/14/25 13:10	EEH
o-Xylene	ND	1.0	µg/L	1		SW-846 8260D	2/14/25	2/14/25 13:10	EEH

Surrogates	% Recovery	Recovery Limits	Flag/Qual	
1,2-Dichloroethane-d4	102	70-130		2/14/25 13:10
Toluene-d8	97.3	70-130		2/14/25 13:10
4-Bromofluorobenzene	102	70-130		2/14/25 13:10

Pace Analytical Services, LLC - East Longmeadow, Ma

39 Spruce Street * East Longmeadow, MA 01028 * FAX 413/525-6405 * TEL. 413/525-2332

Project Location: 45 Hospital Rd, Medfield, MA Sample Description: Work Order: 25B0691

Date Received: 2/13/2025

Field Sample #: SPD-MW-504R Sampled: 2/11/2025 12:35

Sample ID: 25B0691-04

Sample Matrix: Ground Water

Volatile Organic Compounds by GC/MS

Analyte	Results	RL	Units	Dilution	Flag/Qual	Method	Date Prepared	Date/Time Analyzed	Analyst
Acetone	ND	10	µg/L	1		SW-846 8260D	2/14/25	2/14/25 13:36	EEH
tert-Amyl Methyl Ether (TAME)	ND	0.50	µg/L	1		SW-846 8260D	2/14/25	2/14/25 13:36	EEH
Benzene	ND	1.0	µg/L	1		SW-846 8260D	2/14/25	2/14/25 13:36	EEH
Bromobenzene	ND	1.0	µg/L	1		SW-846 8260D	2/14/25	2/14/25 13:36	EEH
Bromochloromethane	ND	1.0	µg/L	1		SW-846 8260D	2/14/25	2/14/25 13:36	EEH
Bromodichloromethane	ND	1.0	µg/L	1		SW-846 8260D	2/14/25	2/14/25 13:36	EEH
Bromoform	ND	1.0	µg/L	1		SW-846 8260D	2/14/25	2/14/25 13:36	EEH
Bromomethane	ND	2.0	µg/L	1	V-05	SW-846 8260D	2/14/25	2/14/25 13:36	EEH
2-Butanone (MEK)	ND	10	µg/L	1		SW-846 8260D	2/14/25	2/14/25 13:36	EEH
n-Butylbenzene	ND	1.0	µg/L	1		SW-846 8260D	2/14/25	2/14/25 13:36	EEH
sec-Butylbenzene	ND	1.0	µg/L	1		SW-846 8260D	2/14/25	2/14/25 13:36	EEH
tert-Butylbenzene	ND	1.0	µg/L	1		SW-846 8260D	2/14/25	2/14/25 13:36	EEH
tert-Butyl Ethyl Ether (TBEE)	ND	0.50	µg/L	1		SW-846 8260D	2/14/25	2/14/25 13:36	EEH
Carbon Disulfide	ND	5.0	µg/L	1	RL-07	SW-846 8260D	2/14/25	2/14/25 13:36	EEH
Carbon Tetrachloride	ND	1.0	µg/L	1		SW-846 8260D	2/14/25	2/14/25 13:36	EEH
Chlorobenzene	ND	1.0	µg/L	1		SW-846 8260D	2/14/25	2/14/25 13:36	EEH
Chlorodibromomethane	ND	0.50	µg/L	1		SW-846 8260D	2/14/25	2/14/25 13:36	EEH
Chloroethane	ND	2.0	µg/L	1		SW-846 8260D	2/14/25	2/14/25 13:36	EEH
Chloroform	ND	2.0	µg/L	1		SW-846 8260D	2/14/25	2/14/25 13:36	EEH
Chloromethane	ND	2.0	µg/L	1	V-05	SW-846 8260D	2/14/25	2/14/25 13:36	EEH
2-Chlorotoluene	ND	1.0	µg/L	1		SW-846 8260D	2/14/25	2/14/25 13:36	EEH
4-Chlorotoluene	ND	1.0	µg/L	1		SW-846 8260D	2/14/25	2/14/25 13:36	EEH
1,2-Dibromo-3-chloropropane (DBCP)	ND	2.0	µg/L	1		SW-846 8260D	2/14/25	2/14/25 13:36	EEH
1,2-Dibromoethane (EDB)	ND	0.50	µg/L	1		SW-846 8260D	2/14/25	2/14/25 13:36	EEH
Dibromomethane	ND	1.0	µg/L	1		SW-846 8260D	2/14/25	2/14/25 13:36	EEH
1,2-Dichlorobenzene	ND	1.0	µg/L	1		SW-846 8260D	2/14/25	2/14/25 13:36	EEH
1,3-Dichlorobenzene	ND	1.0	µg/L	1		SW-846 8260D	2/14/25	2/14/25 13:36	EEH
1,4-Dichlorobenzene	ND	1.0	µg/L	1		SW-846 8260D	2/14/25	2/14/25 13:36	EEH
Dichlorodifluoromethane (Freon 12)	ND	2.0	µg/L	1		SW-846 8260D	2/14/25	2/14/25 13:36	EEH
1,1-Dichloroethane	ND	1.0	µg/L	1		SW-846 8260D	2/14/25	2/14/25 13:36	EEH
1,2-Dichloroethane	ND	1.0	µg/L	1		SW-846 8260D	2/14/25	2/14/25 13:36	EEH
1,1-Dichloroethylene	ND	1.0	µg/L	1		SW-846 8260D	2/14/25	2/14/25 13:36	EEH
cis-1,2-Dichloroethylene	ND	1.0	µg/L	1		SW-846 8260D	2/14/25	2/14/25 13:36	EEH
trans-1,2-Dichloroethylene	ND	1.0	µg/L	1		SW-846 8260D	2/14/25	2/14/25 13:36	EEH
1,2-Dichloropropane	ND	1.0	µg/L	1		SW-846 8260D	2/14/25	2/14/25 13:36	EEH
1,3-Dichloropropane	ND	0.50	µg/L	1		SW-846 8260D	2/14/25	2/14/25 13:36	EEH
2,2-Dichloropropane	ND	1.0	µg/L	1		SW-846 8260D	2/14/25	2/14/25 13:36	EEH
1,1-Dichloropropene	ND	0.50	µg/L	1		SW-846 8260D	2/14/25	2/14/25 13:36	EEH
cis-1,3-Dichloropropene	ND	0.40	µg/L	1		SW-846 8260D	2/14/25	2/14/25 13:36	EEH
trans-1,3-Dichloropropene	ND	0.40	µg/L	1		SW-846 8260D	2/14/25	2/14/25 13:36	EEH
Diethyl Ether	ND	2.0	µg/L	1		SW-846 8260D	2/14/25	2/14/25 13:36	EEH
Diisopropyl Ether (DIPE)	ND	0.50	µg/L	1		SW-846 8260D	2/14/25	2/14/25 13:36	EEH
1,4-Dioxane	ND	50	µg/L	1		SW-846 8260D	2/14/25	2/14/25 13:36	EEH
Ethylbenzene	ND	1.0	µg/L	1		SW-846 8260D	2/14/25	2/14/25 13:36	EEH

Pace Analytical Services, LLC - East Longmeadow, Ma

39 Spruce Street * East Longmeadow, MA 01028 * FAX 413/525-6405 * TEL. 413/525-2332

Project Location: 45 Hospital Rd, Medfield, MA | Sample Description: | Work Order: 25B0691

Date Received: 2/13/2025

Field Sample #: SPD-MW-504R | Sampled: 2/11/2025 12:35

Sample ID: 25B0691-04

Sample Matrix: Ground Water

Volatile Organic Compounds by GC/MS

Analyte	Results	RL	Units	Dilution	Flag/Qual	Method	Date Prepared	Date/Time Analyzed	Analyst
Hexachlorobutadiene	ND	0.60	µg/L	1		SW-846 8260D	2/14/25	2/14/25 13:36	EEH
2-Hexanone (MBK)	ND	10	µg/L	1		SW-846 8260D	2/14/25	2/14/25 13:36	EEH
Isopropylbenzene (Cumene)	ND	1.0	µg/L	1		SW-846 8260D	2/14/25	2/14/25 13:36	EEH
p-Isopropyltoluene (p-Cymene)	ND	1.0	µg/L	1		SW-846 8260D	2/14/25	2/14/25 13:36	EEH
Methyl tert-Butyl Ether (MTBE)	ND	1.0	µg/L	1		SW-846 8260D	2/14/25	2/14/25 13:36	EEH
Methylene Chloride	ND	5.0	µg/L	1	RL-07	SW-846 8260D	2/14/25	2/14/25 13:36	EEH
4-Methyl-2-pentanone (MIBK)	ND	10	µg/L	1		SW-846 8260D	2/14/25	2/14/25 13:36	EEH
Naphthalene	ND	2.0	µg/L	1		SW-846 8260D	2/14/25	2/14/25 13:36	EEH
n-Propylbenzene	ND	1.0	µg/L	1		SW-846 8260D	2/14/25	2/14/25 13:36	EEH
Styrene	ND	1.0	µg/L	1		SW-846 8260D	2/14/25	2/14/25 13:36	EEH
1,1,1,2-Tetrachloroethane	ND	1.0	µg/L	1		SW-846 8260D	2/14/25	2/14/25 13:36	EEH
1,1,2,2-Tetrachloroethane	ND	0.50	µg/L	1		SW-846 8260D	2/14/25	2/14/25 13:36	EEH
Tetrachloroethylene	2.8	1.0	µg/L	1		SW-846 8260D	2/14/25	2/14/25 13:36	EEH
Tetrahydrofuran	ND	2.0	µg/L	1		SW-846 8260D	2/14/25	2/14/25 13:36	EEH
Toluene	ND	1.0	µg/L	1		SW-846 8260D	2/14/25	2/14/25 13:36	EEH
1,2,3-Trichlorobenzene	ND	2.0	µg/L	1		SW-846 8260D	2/14/25	2/14/25 13:36	EEH
1,2,4-Trichlorobenzene	ND	1.0	µg/L	1		SW-846 8260D	2/14/25	2/14/25 13:36	EEH
1,1,1-Trichloroethane	ND	1.0	µg/L	1		SW-846 8260D	2/14/25	2/14/25 13:36	EEH
1,1,2-Trichloroethane	ND	1.0	µg/L	1		SW-846 8260D	2/14/25	2/14/25 13:36	EEH
Trichloroethylene	ND	1.0	µg/L	1		SW-846 8260D	2/14/25	2/14/25 13:36	EEH
Trichlorofluoromethane (Freon 11)	ND	2.0	µg/L	1		SW-846 8260D	2/14/25	2/14/25 13:36	EEH
1,2,3-Trichloropropane	ND	2.0	µg/L	1		SW-846 8260D	2/14/25	2/14/25 13:36	EEH
1,2,4-Trimethylbenzene	ND	1.0	µg/L	1		SW-846 8260D	2/14/25	2/14/25 13:36	EEH
1,3,5-Trimethylbenzene	ND	1.0	µg/L	1		SW-846 8260D	2/14/25	2/14/25 13:36	EEH
Vinyl Chloride	ND	2.0	µg/L	1		SW-846 8260D	2/14/25	2/14/25 13:36	EEH
m+p Xylene	ND	2.0	µg/L	1		SW-846 8260D	2/14/25	2/14/25 13:36	EEH
o-Xylene	ND	1.0	µg/L	1		SW-846 8260D	2/14/25	2/14/25 13:36	EEH

Surrogates	% Recovery	Recovery Limits	Flag/Qual	
1,2-Dichloroethane-d4	102	70-130		2/14/25 13:36
Toluene-d8	97.7	70-130		2/14/25 13:36
4-Bromofluorobenzene	101	70-130		2/14/25 13:36

Pace Analytical Services, LLC - East Longmeadow, Ma

39 Spruce Street * East Longmeadow, MA 01028 * FAX 413/525-6405 * TEL. 413/525-2332

Project Location: 45 Hospital Rd, Medfield, MA Sample Description: Work Order: 25B0691

Date Received: 2/13/2025

Field Sample #: SPD-MW-402 Sampled: 2/10/2025 12:50

Sample ID: 25B0691-05

Sample Matrix: Ground Water

Volatile Organic Compounds by GC/MS

Analyte	Results	RL	Units	Dilution	Flag/Qual	Method	Date Prepared	Date/Time Analyzed	Analyst
Acetone	ND	10	µg/L	1		SW-846 8260D	2/14/25	2/14/25 14:01	EEH
tert-Amyl Methyl Ether (TAME)	ND	0.50	µg/L	1		SW-846 8260D	2/14/25	2/14/25 14:01	EEH
Benzene	ND	1.0	µg/L	1		SW-846 8260D	2/14/25	2/14/25 14:01	EEH
Bromobenzene	ND	1.0	µg/L	1		SW-846 8260D	2/14/25	2/14/25 14:01	EEH
Bromochloromethane	ND	1.0	µg/L	1		SW-846 8260D	2/14/25	2/14/25 14:01	EEH
Bromodichloromethane	ND	1.0	µg/L	1		SW-846 8260D	2/14/25	2/14/25 14:01	EEH
Bromoform	ND	1.0	µg/L	1		SW-846 8260D	2/14/25	2/14/25 14:01	EEH
Bromomethane	ND	2.0	µg/L	1	V-05	SW-846 8260D	2/14/25	2/14/25 14:01	EEH
2-Butanone (MEK)	ND	10	µg/L	1		SW-846 8260D	2/14/25	2/14/25 14:01	EEH
n-Butylbenzene	ND	1.0	µg/L	1		SW-846 8260D	2/14/25	2/14/25 14:01	EEH
sec-Butylbenzene	ND	1.0	µg/L	1		SW-846 8260D	2/14/25	2/14/25 14:01	EEH
tert-Butylbenzene	ND	1.0	µg/L	1		SW-846 8260D	2/14/25	2/14/25 14:01	EEH
tert-Butyl Ethyl Ether (TBEE)	ND	0.50	µg/L	1		SW-846 8260D	2/14/25	2/14/25 14:01	EEH
Carbon Disulfide	ND	5.0	µg/L	1	RL-07	SW-846 8260D	2/14/25	2/14/25 14:01	EEH
Carbon Tetrachloride	ND	1.0	µg/L	1		SW-846 8260D	2/14/25	2/14/25 14:01	EEH
Chlorobenzene	ND	1.0	µg/L	1		SW-846 8260D	2/14/25	2/14/25 14:01	EEH
Chlorodibromomethane	ND	0.50	µg/L	1		SW-846 8260D	2/14/25	2/14/25 14:01	EEH
Chloroethane	ND	2.0	µg/L	1		SW-846 8260D	2/14/25	2/14/25 14:01	EEH
Chloroform	ND	2.0	µg/L	1		SW-846 8260D	2/14/25	2/14/25 14:01	EEH
Chloromethane	2.2	2.0	µg/L	1	V-05	SW-846 8260D	2/14/25	2/14/25 14:01	EEH
2-Chlorotoluene	ND	1.0	µg/L	1		SW-846 8260D	2/14/25	2/14/25 14:01	EEH
4-Chlorotoluene	ND	1.0	µg/L	1		SW-846 8260D	2/14/25	2/14/25 14:01	EEH
1,2-Dibromo-3-chloropropane (DBCP)	ND	2.0	µg/L	1		SW-846 8260D	2/14/25	2/14/25 14:01	EEH
1,2-Dibromoethane (EDB)	ND	0.50	µg/L	1		SW-846 8260D	2/14/25	2/14/25 14:01	EEH
Dibromomethane	ND	1.0	µg/L	1		SW-846 8260D	2/14/25	2/14/25 14:01	EEH
1,2-Dichlorobenzene	ND	1.0	µg/L	1		SW-846 8260D	2/14/25	2/14/25 14:01	EEH
1,3-Dichlorobenzene	ND	1.0	µg/L	1		SW-846 8260D	2/14/25	2/14/25 14:01	EEH
1,4-Dichlorobenzene	ND	1.0	µg/L	1		SW-846 8260D	2/14/25	2/14/25 14:01	EEH
Dichlorodifluoromethane (Freon 12)	ND	2.0	µg/L	1		SW-846 8260D	2/14/25	2/14/25 14:01	EEH
1,1-Dichloroethane	ND	1.0	µg/L	1		SW-846 8260D	2/14/25	2/14/25 14:01	EEH
1,2-Dichloroethane	ND	1.0	µg/L	1		SW-846 8260D	2/14/25	2/14/25 14:01	EEH
1,1-Dichloroethylene	ND	1.0	µg/L	1		SW-846 8260D	2/14/25	2/14/25 14:01	EEH
cis-1,2-Dichloroethylene	ND	1.0	µg/L	1		SW-846 8260D	2/14/25	2/14/25 14:01	EEH
trans-1,2-Dichloroethylene	ND	1.0	µg/L	1		SW-846 8260D	2/14/25	2/14/25 14:01	EEH
1,2-Dichloropropane	ND	1.0	µg/L	1		SW-846 8260D	2/14/25	2/14/25 14:01	EEH
1,3-Dichloropropane	ND	0.50	µg/L	1		SW-846 8260D	2/14/25	2/14/25 14:01	EEH
2,2-Dichloropropane	ND	1.0	µg/L	1		SW-846 8260D	2/14/25	2/14/25 14:01	EEH
1,1-Dichloropropene	ND	0.50	µg/L	1		SW-846 8260D	2/14/25	2/14/25 14:01	EEH
cis-1,3-Dichloropropene	ND	0.40	µg/L	1		SW-846 8260D	2/14/25	2/14/25 14:01	EEH
trans-1,3-Dichloropropene	ND	0.40	µg/L	1		SW-846 8260D	2/14/25	2/14/25 14:01	EEH
Diethyl Ether	ND	2.0	µg/L	1		SW-846 8260D	2/14/25	2/14/25 14:01	EEH
Diisopropyl Ether (DIPE)	ND	0.50	µg/L	1		SW-846 8260D	2/14/25	2/14/25 14:01	EEH
1,4-Dioxane	ND	50	µg/L	1		SW-846 8260D	2/14/25	2/14/25 14:01	EEH
Ethylbenzene	ND	1.0	µg/L	1		SW-846 8260D	2/14/25	2/14/25 14:01	EEH

Pace Analytical Services, LLC - East Longmeadow, Ma

39 Spruce Street * East Longmeadow, MA 01028 * FAX 413/525-6405 * TEL. 413/525-2332

Project Location: 45 Hospital Rd, Medfield, MA | Sample Description: | Work Order: 25B0691

Date Received: 2/13/2025

Field Sample #: SPD-MW-402 | Sampled: 2/10/2025 12:50

Sample ID: 25B0691-05

Sample Matrix: Ground Water

Volatile Organic Compounds by GC/MS

Analyte	Results	RL	Units	Dilution	Flag/Qual	Method	Date Prepared	Date/Time Analyzed	Analyst
Hexachlorobutadiene	ND	0.60	µg/L	1		SW-846 8260D	2/14/25	2/14/25 14:01	EEH
2-Hexanone (MBK)	ND	10	µg/L	1		SW-846 8260D	2/14/25	2/14/25 14:01	EEH
Isopropylbenzene (Cumene)	ND	1.0	µg/L	1		SW-846 8260D	2/14/25	2/14/25 14:01	EEH
p-Isopropyltoluene (p-Cymene)	ND	1.0	µg/L	1		SW-846 8260D	2/14/25	2/14/25 14:01	EEH
Methyl tert-Butyl Ether (MTBE)	ND	1.0	µg/L	1		SW-846 8260D	2/14/25	2/14/25 14:01	EEH
Methylene Chloride	ND	5.0	µg/L	1	RL-07	SW-846 8260D	2/14/25	2/14/25 14:01	EEH
4-Methyl-2-pentanone (MIBK)	ND	10	µg/L	1		SW-846 8260D	2/14/25	2/14/25 14:01	EEH
Naphthalene	ND	2.0	µg/L	1		SW-846 8260D	2/14/25	2/14/25 14:01	EEH
n-Propylbenzene	ND	1.0	µg/L	1		SW-846 8260D	2/14/25	2/14/25 14:01	EEH
Styrene	ND	1.0	µg/L	1		SW-846 8260D	2/14/25	2/14/25 14:01	EEH
1,1,1,2-Tetrachloroethane	ND	1.0	µg/L	1		SW-846 8260D	2/14/25	2/14/25 14:01	EEH
1,1,2,2-Tetrachloroethane	ND	0.50	µg/L	1		SW-846 8260D	2/14/25	2/14/25 14:01	EEH
Tetrachloroethylene	2.7	1.0	µg/L	1		SW-846 8260D	2/14/25	2/14/25 14:01	EEH
Tetrahydrofuran	ND	2.0	µg/L	1		SW-846 8260D	2/14/25	2/14/25 14:01	EEH
Toluene	ND	1.0	µg/L	1		SW-846 8260D	2/14/25	2/14/25 14:01	EEH
1,2,3-Trichlorobenzene	ND	2.0	µg/L	1		SW-846 8260D	2/14/25	2/14/25 14:01	EEH
1,2,4-Trichlorobenzene	ND	1.0	µg/L	1		SW-846 8260D	2/14/25	2/14/25 14:01	EEH
1,1,1-Trichloroethane	ND	1.0	µg/L	1		SW-846 8260D	2/14/25	2/14/25 14:01	EEH
1,1,2-Trichloroethane	ND	1.0	µg/L	1		SW-846 8260D	2/14/25	2/14/25 14:01	EEH
Trichloroethylene	ND	1.0	µg/L	1		SW-846 8260D	2/14/25	2/14/25 14:01	EEH
Trichlorofluoromethane (Freon 11)	ND	2.0	µg/L	1		SW-846 8260D	2/14/25	2/14/25 14:01	EEH
1,2,3-Trichloropropane	ND	2.0	µg/L	1		SW-846 8260D	2/14/25	2/14/25 14:01	EEH
1,2,4-Trimethylbenzene	ND	1.0	µg/L	1		SW-846 8260D	2/14/25	2/14/25 14:01	EEH
1,3,5-Trimethylbenzene	ND	1.0	µg/L	1		SW-846 8260D	2/14/25	2/14/25 14:01	EEH
Vinyl Chloride	ND	2.0	µg/L	1		SW-846 8260D	2/14/25	2/14/25 14:01	EEH
m+p Xylene	ND	2.0	µg/L	1		SW-846 8260D	2/14/25	2/14/25 14:01	EEH
o-Xylene	ND	1.0	µg/L	1		SW-846 8260D	2/14/25	2/14/25 14:01	EEH

Surrogates	% Recovery	Recovery Limits	Flag/Qual	
1,2-Dichloroethane-d4	101	70-130		2/14/25 14:01
Toluene-d8	95.4	70-130		2/14/25 14:01
4-Bromofluorobenzene	103	70-130		2/14/25 14:01

Pace Analytical Services, LLC - East Longmeadow, Ma

39 Spruce Street * East Longmeadow, MA 01028 * FAX 413/525-6405 * TEL. 413/525-2332

Project Location: 45 Hospital Rd, Medfield, MA Sample Description: Work Order: 25B0691

Date Received: 2/13/2025

Field Sample #: CD-MW-505 Sampled: 2/10/2025 13:00

Sample ID: 25B0691-06

Sample Matrix: Ground Water

Volatile Organic Compounds by GC/MS

Analyte	Results	RL	Units	Dilution	Flag/Qual	Method	Date Prepared	Date/Time Analyzed	Analyst
Acetone	ND	10	µg/L	1		SW-846 8260D	2/14/25	2/14/25 14:26	EEH
tert-Amyl Methyl Ether (TAME)	ND	0.50	µg/L	1		SW-846 8260D	2/14/25	2/14/25 14:26	EEH
Benzene	ND	1.0	µg/L	1		SW-846 8260D	2/14/25	2/14/25 14:26	EEH
Bromobenzene	ND	1.0	µg/L	1		SW-846 8260D	2/14/25	2/14/25 14:26	EEH
Bromochloromethane	ND	1.0	µg/L	1		SW-846 8260D	2/14/25	2/14/25 14:26	EEH
Bromodichloromethane	ND	1.0	µg/L	1		SW-846 8260D	2/14/25	2/14/25 14:26	EEH
Bromoform	ND	1.0	µg/L	1		SW-846 8260D	2/14/25	2/14/25 14:26	EEH
Bromomethane	ND	2.0	µg/L	1	V-05	SW-846 8260D	2/14/25	2/14/25 14:26	EEH
2-Butanone (MEK)	ND	10	µg/L	1		SW-846 8260D	2/14/25	2/14/25 14:26	EEH
n-Butylbenzene	ND	1.0	µg/L	1		SW-846 8260D	2/14/25	2/14/25 14:26	EEH
sec-Butylbenzene	ND	1.0	µg/L	1		SW-846 8260D	2/14/25	2/14/25 14:26	EEH
tert-Butylbenzene	ND	1.0	µg/L	1		SW-846 8260D	2/14/25	2/14/25 14:26	EEH
tert-Butyl Ethyl Ether (TBEE)	ND	0.50	µg/L	1		SW-846 8260D	2/14/25	2/14/25 14:26	EEH
Carbon Disulfide	ND	5.0	µg/L	1	RL-07	SW-846 8260D	2/14/25	2/14/25 14:26	EEH
Carbon Tetrachloride	ND	1.0	µg/L	1		SW-846 8260D	2/14/25	2/14/25 14:26	EEH
Chlorobenzene	ND	1.0	µg/L	1		SW-846 8260D	2/14/25	2/14/25 14:26	EEH
Chlorodibromomethane	ND	0.50	µg/L	1		SW-846 8260D	2/14/25	2/14/25 14:26	EEH
Chloroethane	ND	2.0	µg/L	1		SW-846 8260D	2/14/25	2/14/25 14:26	EEH
Chloroform	ND	2.0	µg/L	1		SW-846 8260D	2/14/25	2/14/25 14:26	EEH
Chloromethane	ND	2.0	µg/L	1	V-05	SW-846 8260D	2/14/25	2/14/25 14:26	EEH
2-Chlorotoluene	ND	1.0	µg/L	1		SW-846 8260D	2/14/25	2/14/25 14:26	EEH
4-Chlorotoluene	ND	1.0	µg/L	1		SW-846 8260D	2/14/25	2/14/25 14:26	EEH
1,2-Dibromo-3-chloropropane (DBCP)	ND	2.0	µg/L	1		SW-846 8260D	2/14/25	2/14/25 14:26	EEH
1,2-Dibromoethane (EDB)	ND	0.50	µg/L	1		SW-846 8260D	2/14/25	2/14/25 14:26	EEH
Dibromomethane	ND	1.0	µg/L	1		SW-846 8260D	2/14/25	2/14/25 14:26	EEH
1,2-Dichlorobenzene	ND	1.0	µg/L	1		SW-846 8260D	2/14/25	2/14/25 14:26	EEH
1,3-Dichlorobenzene	ND	1.0	µg/L	1		SW-846 8260D	2/14/25	2/14/25 14:26	EEH
1,4-Dichlorobenzene	ND	1.0	µg/L	1		SW-846 8260D	2/14/25	2/14/25 14:26	EEH
Dichlorodifluoromethane (Freon 12)	ND	2.0	µg/L	1		SW-846 8260D	2/14/25	2/14/25 14:26	EEH
1,1-Dichloroethane	ND	1.0	µg/L	1		SW-846 8260D	2/14/25	2/14/25 14:26	EEH
1,2-Dichloroethane	ND	1.0	µg/L	1		SW-846 8260D	2/14/25	2/14/25 14:26	EEH
1,1-Dichloroethylene	ND	1.0	µg/L	1		SW-846 8260D	2/14/25	2/14/25 14:26	EEH
cis-1,2-Dichloroethylene	ND	1.0	µg/L	1		SW-846 8260D	2/14/25	2/14/25 14:26	EEH
trans-1,2-Dichloroethylene	ND	1.0	µg/L	1		SW-846 8260D	2/14/25	2/14/25 14:26	EEH
1,2-Dichloropropane	ND	1.0	µg/L	1		SW-846 8260D	2/14/25	2/14/25 14:26	EEH
1,3-Dichloropropane	ND	0.50	µg/L	1		SW-846 8260D	2/14/25	2/14/25 14:26	EEH
2,2-Dichloropropane	ND	1.0	µg/L	1		SW-846 8260D	2/14/25	2/14/25 14:26	EEH
1,1-Dichloropropene	ND	0.50	µg/L	1		SW-846 8260D	2/14/25	2/14/25 14:26	EEH
cis-1,3-Dichloropropene	ND	0.40	µg/L	1		SW-846 8260D	2/14/25	2/14/25 14:26	EEH
trans-1,3-Dichloropropene	ND	0.40	µg/L	1		SW-846 8260D	2/14/25	2/14/25 14:26	EEH
Diethyl Ether	ND	2.0	µg/L	1		SW-846 8260D	2/14/25	2/14/25 14:26	EEH
Diisopropyl Ether (DIPE)	ND	0.50	µg/L	1		SW-846 8260D	2/14/25	2/14/25 14:26	EEH
1,4-Dioxane	ND	50	µg/L	1		SW-846 8260D	2/14/25	2/14/25 14:26	EEH
Ethylbenzene	ND	1.0	µg/L	1		SW-846 8260D	2/14/25	2/14/25 14:26	EEH

Pace Analytical Services, LLC - East Longmeadow, Ma

39 Spruce Street * East Longmeadow, MA 01028 * FAX 413/525-6405 * TEL. 413/525-2332

Project Location: 45 Hospital Rd, Medfield, MA | Sample Description: | Work Order: 25B0691

Date Received: 2/13/2025

Field Sample #: CD-MW-505 | Sampled: 2/10/2025 13:00

Sample ID: 25B0691-06

Sample Matrix: Ground Water

Volatile Organic Compounds by GC/MS

Analyte	Results	RL	Units	Dilution	Flag/Qual	Method	Date Prepared	Date/Time Analyzed	Analyst
Hexachlorobutadiene	ND	0.60	µg/L	1		SW-846 8260D	2/14/25	2/14/25 14:26	EEH
2-Hexanone (MBK)	ND	10	µg/L	1		SW-846 8260D	2/14/25	2/14/25 14:26	EEH
Isopropylbenzene (Cumene)	ND	1.0	µg/L	1		SW-846 8260D	2/14/25	2/14/25 14:26	EEH
p-Isopropyltoluene (p-Cymene)	ND	1.0	µg/L	1		SW-846 8260D	2/14/25	2/14/25 14:26	EEH
Methyl tert-Butyl Ether (MTBE)	ND	1.0	µg/L	1		SW-846 8260D	2/14/25	2/14/25 14:26	EEH
Methylene Chloride	ND	5.0	µg/L	1	RL-07	SW-846 8260D	2/14/25	2/14/25 14:26	EEH
4-Methyl-2-pentanone (MIBK)	ND	10	µg/L	1		SW-846 8260D	2/14/25	2/14/25 14:26	EEH
Naphthalene	ND	2.0	µg/L	1		SW-846 8260D	2/14/25	2/14/25 14:26	EEH
n-Propylbenzene	ND	1.0	µg/L	1		SW-846 8260D	2/14/25	2/14/25 14:26	EEH
Styrene	ND	1.0	µg/L	1		SW-846 8260D	2/14/25	2/14/25 14:26	EEH
1,1,1,2-Tetrachloroethane	ND	1.0	µg/L	1		SW-846 8260D	2/14/25	2/14/25 14:26	EEH
1,1,2,2-Tetrachloroethane	ND	0.50	µg/L	1		SW-846 8260D	2/14/25	2/14/25 14:26	EEH
Tetrachloroethylene	ND	1.0	µg/L	1		SW-846 8260D	2/14/25	2/14/25 14:26	EEH
Tetrahydrofuran	ND	2.0	µg/L	1		SW-846 8260D	2/14/25	2/14/25 14:26	EEH
Toluene	ND	1.0	µg/L	1		SW-846 8260D	2/14/25	2/14/25 14:26	EEH
1,2,3-Trichlorobenzene	ND	2.0	µg/L	1		SW-846 8260D	2/14/25	2/14/25 14:26	EEH
1,2,4-Trichlorobenzene	ND	1.0	µg/L	1		SW-846 8260D	2/14/25	2/14/25 14:26	EEH
1,1,1-Trichloroethane	ND	1.0	µg/L	1		SW-846 8260D	2/14/25	2/14/25 14:26	EEH
1,1,2-Trichloroethane	ND	1.0	µg/L	1		SW-846 8260D	2/14/25	2/14/25 14:26	EEH
Trichloroethylene	ND	1.0	µg/L	1		SW-846 8260D	2/14/25	2/14/25 14:26	EEH
Trichlorofluoromethane (Freon 11)	ND	2.0	µg/L	1		SW-846 8260D	2/14/25	2/14/25 14:26	EEH
1,2,3-Trichloropropane	ND	2.0	µg/L	1		SW-846 8260D	2/14/25	2/14/25 14:26	EEH
1,2,4-Trimethylbenzene	ND	1.0	µg/L	1		SW-846 8260D	2/14/25	2/14/25 14:26	EEH
1,3,5-Trimethylbenzene	ND	1.0	µg/L	1		SW-846 8260D	2/14/25	2/14/25 14:26	EEH
Vinyl Chloride	ND	2.0	µg/L	1		SW-846 8260D	2/14/25	2/14/25 14:26	EEH
m+p Xylene	ND	2.0	µg/L	1		SW-846 8260D	2/14/25	2/14/25 14:26	EEH
o-Xylene	ND	1.0	µg/L	1		SW-846 8260D	2/14/25	2/14/25 14:26	EEH

Surrogates	% Recovery	Recovery Limits	Flag/Qual	
1,2-Dichloroethane-d4	101	70-130		2/14/25 14:26
Toluene-d8	95.4	70-130		2/14/25 14:26
4-Bromofluorobenzene	102	70-130		2/14/25 14:26

Pace Analytical Services, LLC - East Longmeadow, Ma

39 Spruce Street * East Longmeadow, MA 01028 * FAX 413/525-6405 * TEL. 413/525-2332

Project Location: 45 Hospital Rd, Medfield, MA Sample Description: Work Order: 25B0691

Date Received: 2/13/2025

Field Sample #: CD-MW-505 Sampled: 2/10/2025 13:00

Sample ID: 25B0691-06

Sample Matrix: Ground Water

Metals Analyses (Dissolved)

Analyte	Results	RL	Units	Dilution	Flag/Qual	Method	Date Prepared	Date/Time Analyzed	Analyst
Antimony	ND	1.0	µg/L	1		SW-846 6020B	2/14/25	2/18/25 11:00	AAJ
Arsenic	ND	1.0	µg/L	1		SW-846 6020B	2/14/25	2/18/25 11:00	AAJ
Barium	64	10	µg/L	1		SW-846 6020B	2/14/25	2/18/25 11:00	AAJ
Beryllium	ND	0.40	µg/L	1	V-20	SW-846 6020B	2/14/25	2/18/25 11:00	AAJ
Cadmium	1.2	0.20	µg/L	1		SW-846 6020B	2/14/25	2/18/25 11:00	AAJ
Chromium	ND	5.0	µg/L	1		SW-846 6020B	2/14/25	2/18/25 11:00	AAJ
Lead	ND	0.50	µg/L	1		SW-846 6020B	2/14/25	2/18/25 11:00	AAJ
Mercury	ND	0.00020	mg/L	1		SW-846 7470A	2/20/25	2/24/25 11:01	AAJ
Nickel	ND	5.0	µg/L	1		SW-846 6020B	2/14/25	2/18/25 11:00	AAJ
Selenium	ND	5.0	µg/L	1		SW-846 6020B	2/14/25	2/18/25 11:00	AAJ
Silver	ND	0.20	µg/L	1	R-04	SW-846 6020B	2/14/25	2/18/25 11:00	AAJ
Thallium	ND	0.20	µg/L	1		SW-846 6020B	2/14/25	2/18/25 11:00	AAJ
Vanadium	24	10	µg/L	1		SW-846 6020B	2/14/25	2/18/25 11:00	AAJ
Zinc	ND	10	µg/L	1		SW-846 6020B	2/14/25	2/18/25 11:00	AAJ

Pace Analytical Services, LLC - East Longmeadow, Ma

39 Spruce Street * East Longmeadow, MA 01028 * FAX 413/525-6405 * TEL. 413/525-2332

Project Location: 45 Hospital Rd, Medfield, MA Sample Description: Work Order: 25B0691

Date Received: 2/13/2025

Field Sample #: CD-MW-504 Sampled: 2/11/2025 08:45

Sample ID: 25B0691-07

Sample Matrix: Ground Water

Volatile Organic Compounds by GC/MS

Analyte	Results	RL	Units	Dilution	Flag/Qual	Method	Date Prepared	Date/Time Analyzed	Analyst
Acetone	ND	10	µg/L	1		SW-846 8260D	2/14/25	2/14/25 14:52	EEH
tert-Amyl Methyl Ether (TAME)	ND	0.50	µg/L	1		SW-846 8260D	2/14/25	2/14/25 14:52	EEH
Benzene	ND	1.0	µg/L	1		SW-846 8260D	2/14/25	2/14/25 14:52	EEH
Bromobenzene	ND	1.0	µg/L	1		SW-846 8260D	2/14/25	2/14/25 14:52	EEH
Bromochloromethane	ND	1.0	µg/L	1		SW-846 8260D	2/14/25	2/14/25 14:52	EEH
Bromodichloromethane	ND	1.0	µg/L	1		SW-846 8260D	2/14/25	2/14/25 14:52	EEH
Bromoform	ND	1.0	µg/L	1		SW-846 8260D	2/14/25	2/14/25 14:52	EEH
Bromomethane	ND	2.0	µg/L	1	V-05	SW-846 8260D	2/14/25	2/14/25 14:52	EEH
2-Butanone (MEK)	ND	10	µg/L	1		SW-846 8260D	2/14/25	2/14/25 14:52	EEH
n-Butylbenzene	ND	1.0	µg/L	1		SW-846 8260D	2/14/25	2/14/25 14:52	EEH
sec-Butylbenzene	ND	1.0	µg/L	1		SW-846 8260D	2/14/25	2/14/25 14:52	EEH
tert-Butylbenzene	ND	1.0	µg/L	1		SW-846 8260D	2/14/25	2/14/25 14:52	EEH
tert-Butyl Ethyl Ether (TBEE)	ND	0.50	µg/L	1		SW-846 8260D	2/14/25	2/14/25 14:52	EEH
Carbon Disulfide	ND	5.0	µg/L	1	RL-07	SW-846 8260D	2/14/25	2/14/25 14:52	EEH
Carbon Tetrachloride	ND	1.0	µg/L	1		SW-846 8260D	2/14/25	2/14/25 14:52	EEH
Chlorobenzene	ND	1.0	µg/L	1		SW-846 8260D	2/14/25	2/14/25 14:52	EEH
Chlorodibromomethane	ND	0.50	µg/L	1		SW-846 8260D	2/14/25	2/14/25 14:52	EEH
Chloroethane	ND	2.0	µg/L	1		SW-846 8260D	2/14/25	2/14/25 14:52	EEH
Chloroform	ND	2.0	µg/L	1		SW-846 8260D	2/14/25	2/14/25 14:52	EEH
Chloromethane	ND	2.0	µg/L	1	V-05	SW-846 8260D	2/14/25	2/14/25 14:52	EEH
2-Chlorotoluene	ND	1.0	µg/L	1		SW-846 8260D	2/14/25	2/14/25 14:52	EEH
4-Chlorotoluene	ND	1.0	µg/L	1		SW-846 8260D	2/14/25	2/14/25 14:52	EEH
1,2-Dibromo-3-chloropropane (DBCP)	ND	2.0	µg/L	1		SW-846 8260D	2/14/25	2/14/25 14:52	EEH
1,2-Dibromoethane (EDB)	ND	0.50	µg/L	1		SW-846 8260D	2/14/25	2/14/25 14:52	EEH
Dibromomethane	ND	1.0	µg/L	1		SW-846 8260D	2/14/25	2/14/25 14:52	EEH
1,2-Dichlorobenzene	ND	1.0	µg/L	1		SW-846 8260D	2/14/25	2/14/25 14:52	EEH
1,3-Dichlorobenzene	ND	1.0	µg/L	1		SW-846 8260D	2/14/25	2/14/25 14:52	EEH
1,4-Dichlorobenzene	ND	1.0	µg/L	1		SW-846 8260D	2/14/25	2/14/25 14:52	EEH
Dichlorodifluoromethane (Freon 12)	ND	2.0	µg/L	1		SW-846 8260D	2/14/25	2/14/25 14:52	EEH
1,1-Dichloroethane	ND	1.0	µg/L	1		SW-846 8260D	2/14/25	2/14/25 14:52	EEH
1,2-Dichloroethane	ND	1.0	µg/L	1		SW-846 8260D	2/14/25	2/14/25 14:52	EEH
1,1-Dichloroethylene	ND	1.0	µg/L	1		SW-846 8260D	2/14/25	2/14/25 14:52	EEH
cis-1,2-Dichloroethylene	ND	1.0	µg/L	1		SW-846 8260D	2/14/25	2/14/25 14:52	EEH
trans-1,2-Dichloroethylene	ND	1.0	µg/L	1		SW-846 8260D	2/14/25	2/14/25 14:52	EEH
1,2-Dichloropropane	ND	1.0	µg/L	1		SW-846 8260D	2/14/25	2/14/25 14:52	EEH
1,3-Dichloropropane	ND	0.50	µg/L	1		SW-846 8260D	2/14/25	2/14/25 14:52	EEH
2,2-Dichloropropane	ND	1.0	µg/L	1		SW-846 8260D	2/14/25	2/14/25 14:52	EEH
1,1-Dichloropropene	ND	0.50	µg/L	1		SW-846 8260D	2/14/25	2/14/25 14:52	EEH
cis-1,3-Dichloropropene	ND	0.40	µg/L	1		SW-846 8260D	2/14/25	2/14/25 14:52	EEH
trans-1,3-Dichloropropene	ND	0.40	µg/L	1		SW-846 8260D	2/14/25	2/14/25 14:52	EEH
Diethyl Ether	ND	2.0	µg/L	1		SW-846 8260D	2/14/25	2/14/25 14:52	EEH
Diisopropyl Ether (DIPE)	ND	0.50	µg/L	1		SW-846 8260D	2/14/25	2/14/25 14:52	EEH
1,4-Dioxane	ND	50	µg/L	1		SW-846 8260D	2/14/25	2/14/25 14:52	EEH
Ethylbenzene	ND	1.0	µg/L	1		SW-846 8260D	2/14/25	2/14/25 14:52	EEH

Pace Analytical Services, LLC - East Longmeadow, Ma

39 Spruce Street * East Longmeadow, MA 01028 * FAX 413/525-6405 * TEL. 413/525-2332

Project Location: 45 Hospital Rd, Medfield, MA | Sample Description: | Work Order: 25B0691

Date Received: 2/13/2025

Field Sample #: CD-MW-504 | Sampled: 2/11/2025 08:45

Sample ID: 25B0691-07

Sample Matrix: Ground Water

Volatile Organic Compounds by GC/MS

Analyte	Results	RL	Units	Dilution	Flag/Qual	Method	Date Prepared	Date/Time Analyzed	Analyst
Hexachlorobutadiene	ND	0.60	µg/L	1		SW-846 8260D	2/14/25	2/14/25 14:52	EEH
2-Hexanone (MBK)	ND	10	µg/L	1		SW-846 8260D	2/14/25	2/14/25 14:52	EEH
Isopropylbenzene (Cumene)	ND	1.0	µg/L	1		SW-846 8260D	2/14/25	2/14/25 14:52	EEH
p-Isopropyltoluene (p-Cymene)	ND	1.0	µg/L	1		SW-846 8260D	2/14/25	2/14/25 14:52	EEH
Methyl tert-Butyl Ether (MTBE)	ND	1.0	µg/L	1		SW-846 8260D	2/14/25	2/14/25 14:52	EEH
Methylene Chloride	ND	5.0	µg/L	1	RL-07	SW-846 8260D	2/14/25	2/14/25 14:52	EEH
4-Methyl-2-pentanone (MIBK)	ND	10	µg/L	1		SW-846 8260D	2/14/25	2/14/25 14:52	EEH
Naphthalene	ND	2.0	µg/L	1		SW-846 8260D	2/14/25	2/14/25 14:52	EEH
n-Propylbenzene	ND	1.0	µg/L	1		SW-846 8260D	2/14/25	2/14/25 14:52	EEH
Styrene	ND	1.0	µg/L	1		SW-846 8260D	2/14/25	2/14/25 14:52	EEH
1,1,1,2-Tetrachloroethane	ND	1.0	µg/L	1		SW-846 8260D	2/14/25	2/14/25 14:52	EEH
1,1,2,2-Tetrachloroethane	ND	0.50	µg/L	1		SW-846 8260D	2/14/25	2/14/25 14:52	EEH
Tetrachloroethylene	ND	1.0	µg/L	1		SW-846 8260D	2/14/25	2/14/25 14:52	EEH
Tetrahydrofuran	ND	2.0	µg/L	1		SW-846 8260D	2/14/25	2/14/25 14:52	EEH
Toluene	ND	1.0	µg/L	1		SW-846 8260D	2/14/25	2/14/25 14:52	EEH
1,2,3-Trichlorobenzene	ND	2.0	µg/L	1		SW-846 8260D	2/14/25	2/14/25 14:52	EEH
1,2,4-Trichlorobenzene	ND	1.0	µg/L	1		SW-846 8260D	2/14/25	2/14/25 14:52	EEH
1,1,1-Trichloroethane	ND	1.0	µg/L	1		SW-846 8260D	2/14/25	2/14/25 14:52	EEH
1,1,2-Trichloroethane	ND	1.0	µg/L	1		SW-846 8260D	2/14/25	2/14/25 14:52	EEH
Trichloroethylene	ND	1.0	µg/L	1		SW-846 8260D	2/14/25	2/14/25 14:52	EEH
Trichlorofluoromethane (Freon 11)	ND	2.0	µg/L	1		SW-846 8260D	2/14/25	2/14/25 14:52	EEH
1,2,3-Trichloropropane	ND	2.0	µg/L	1		SW-846 8260D	2/14/25	2/14/25 14:52	EEH
1,2,4-Trimethylbenzene	ND	1.0	µg/L	1		SW-846 8260D	2/14/25	2/14/25 14:52	EEH
1,3,5-Trimethylbenzene	ND	1.0	µg/L	1		SW-846 8260D	2/14/25	2/14/25 14:52	EEH
Vinyl Chloride	ND	2.0	µg/L	1		SW-846 8260D	2/14/25	2/14/25 14:52	EEH
m+p Xylene	ND	2.0	µg/L	1		SW-846 8260D	2/14/25	2/14/25 14:52	EEH
o-Xylene	ND	1.0	µg/L	1		SW-846 8260D	2/14/25	2/14/25 14:52	EEH

Surrogates	% Recovery	Recovery Limits	Flag/Qual		
1,2-Dichloroethane-d4	100	70-130		2/14/25	14:52
Toluene-d8	98.2	70-130		2/14/25	14:52
4-Bromofluorobenzene	99.1	70-130		2/14/25	14:52

Pace Analytical Services, LLC - East Longmeadow, Ma

39 Spruce Street * East Longmeadow, MA 01028 * FAX 413/525-6405 * TEL. 413/525-2332

Project Location: 45 Hospital Rd, Medfield, MA Sample Description: Work Order: 25B0691

Date Received: 2/13/2025

Field Sample #: CD-MW-504 Sampled: 2/11/2025 08:45

Sample ID: 25B0691-07

Sample Matrix: Ground Water

Metals Analyses (Dissolved)

Analyte	Results	RL	Units	Dilution	Flag/Qual	Method	Date Prepared	Date/Time Analyzed	Analyst
Antimony	ND	1.0	µg/L	1		SW-846 6020B	2/14/25	2/18/25 11:02	AAJ
Arsenic	ND	1.0	µg/L	1		SW-846 6020B	2/14/25	2/18/25 11:02	AAJ
Barium	52	10	µg/L	1		SW-846 6020B	2/14/25	2/18/25 11:02	AAJ
Beryllium	ND	0.40	µg/L	1	V-20	SW-846 6020B	2/14/25	2/18/25 11:02	AAJ
Cadmium	0.56	0.20	µg/L	1		SW-846 6020B	2/14/25	2/18/25 11:02	AAJ
Chromium	ND	5.0	µg/L	1		SW-846 6020B	2/14/25	2/18/25 11:02	AAJ
Lead	50	0.50	µg/L	1		SW-846 6020B	2/14/25	2/18/25 11:02	AAJ
Mercury	ND	0.00020	mg/L	1		SW-846 7470A	2/20/25	2/24/25 11:03	AAJ
Nickel	ND	5.0	µg/L	1		SW-846 6020B	2/14/25	2/18/25 11:02	AAJ
Selenium	ND	5.0	µg/L	1		SW-846 6020B	2/14/25	2/18/25 11:02	AAJ
Silver	ND	0.20	µg/L	1		SW-846 6020B	2/14/25	2/18/25 11:02	AAJ
Thallium	ND	0.20	µg/L	1		SW-846 6020B	2/14/25	2/18/25 11:02	AAJ
Vanadium	ND	10	µg/L	1		SW-846 6020B	2/14/25	2/18/25 11:02	AAJ
Zinc	54	10	µg/L	1		SW-846 6020B	2/14/25	2/18/25 11:02	AAJ

Pace Analytical Services, LLC - East Longmeadow, Ma

39 Spruce Street * East Longmeadow, MA 01028 * FAX 413/525-6405 * TEL. 413/525-2332

Project Location: 45 Hospital Rd, Medfield, MA Sample Description: Work Order: 25B0691

Date Received: 2/13/2025

Field Sample #: CD-MW-503 Sampled: 2/11/2025 09:50

Sample ID: 25B0691-08

Sample Matrix: Ground Water

Volatile Organic Compounds by GC/MS

Analyte	Results	RL	Units	Dilution	Flag/Qual	Method	Date Prepared	Date/Time Analyzed	Analyst
Acetone	ND	10	µg/L	1		SW-846 8260D	2/14/25	2/14/25 15:17	EEH
tert-Amyl Methyl Ether (TAME)	ND	0.50	µg/L	1		SW-846 8260D	2/14/25	2/14/25 15:17	EEH
Benzene	ND	1.0	µg/L	1		SW-846 8260D	2/14/25	2/14/25 15:17	EEH
Bromobenzene	ND	1.0	µg/L	1		SW-846 8260D	2/14/25	2/14/25 15:17	EEH
Bromochloromethane	ND	1.0	µg/L	1		SW-846 8260D	2/14/25	2/14/25 15:17	EEH
Bromodichloromethane	ND	1.0	µg/L	1		SW-846 8260D	2/14/25	2/14/25 15:17	EEH
Bromoform	ND	1.0	µg/L	1		SW-846 8260D	2/14/25	2/14/25 15:17	EEH
Bromomethane	ND	2.0	µg/L	1	V-05	SW-846 8260D	2/14/25	2/14/25 15:17	EEH
2-Butanone (MEK)	ND	10	µg/L	1		SW-846 8260D	2/14/25	2/14/25 15:17	EEH
n-Butylbenzene	ND	1.0	µg/L	1		SW-846 8260D	2/14/25	2/14/25 15:17	EEH
sec-Butylbenzene	ND	1.0	µg/L	1		SW-846 8260D	2/14/25	2/14/25 15:17	EEH
tert-Butylbenzene	ND	1.0	µg/L	1		SW-846 8260D	2/14/25	2/14/25 15:17	EEH
tert-Butyl Ethyl Ether (TBEE)	ND	0.50	µg/L	1		SW-846 8260D	2/14/25	2/14/25 15:17	EEH
Carbon Disulfide	ND	5.0	µg/L	1	RL-07	SW-846 8260D	2/14/25	2/14/25 15:17	EEH
Carbon Tetrachloride	ND	1.0	µg/L	1		SW-846 8260D	2/14/25	2/14/25 15:17	EEH
Chlorobenzene	ND	1.0	µg/L	1		SW-846 8260D	2/14/25	2/14/25 15:17	EEH
Chlorodibromomethane	ND	0.50	µg/L	1		SW-846 8260D	2/14/25	2/14/25 15:17	EEH
Chloroethane	ND	2.0	µg/L	1		SW-846 8260D	2/14/25	2/14/25 15:17	EEH
Chloroform	ND	2.0	µg/L	1		SW-846 8260D	2/14/25	2/14/25 15:17	EEH
Chloromethane	ND	2.0	µg/L	1	V-05	SW-846 8260D	2/14/25	2/14/25 15:17	EEH
2-Chlorotoluene	ND	1.0	µg/L	1		SW-846 8260D	2/14/25	2/14/25 15:17	EEH
4-Chlorotoluene	ND	1.0	µg/L	1		SW-846 8260D	2/14/25	2/14/25 15:17	EEH
1,2-Dibromo-3-chloropropane (DBCP)	ND	2.0	µg/L	1		SW-846 8260D	2/14/25	2/14/25 15:17	EEH
1,2-Dibromoethane (EDB)	ND	0.50	µg/L	1		SW-846 8260D	2/14/25	2/14/25 15:17	EEH
Dibromomethane	ND	1.0	µg/L	1		SW-846 8260D	2/14/25	2/14/25 15:17	EEH
1,2-Dichlorobenzene	ND	1.0	µg/L	1		SW-846 8260D	2/14/25	2/14/25 15:17	EEH
1,3-Dichlorobenzene	ND	1.0	µg/L	1		SW-846 8260D	2/14/25	2/14/25 15:17	EEH
1,4-Dichlorobenzene	ND	1.0	µg/L	1		SW-846 8260D	2/14/25	2/14/25 15:17	EEH
Dichlorodifluoromethane (Freon 12)	ND	2.0	µg/L	1		SW-846 8260D	2/14/25	2/14/25 15:17	EEH
1,1-Dichloroethane	ND	1.0	µg/L	1		SW-846 8260D	2/14/25	2/14/25 15:17	EEH
1,2-Dichloroethane	ND	1.0	µg/L	1		SW-846 8260D	2/14/25	2/14/25 15:17	EEH
1,1-Dichloroethylene	ND	1.0	µg/L	1		SW-846 8260D	2/14/25	2/14/25 15:17	EEH
cis-1,2-Dichloroethylene	1.6	1.0	µg/L	1		SW-846 8260D	2/14/25	2/14/25 15:17	EEH
trans-1,2-Dichloroethylene	ND	1.0	µg/L	1		SW-846 8260D	2/14/25	2/14/25 15:17	EEH
1,2-Dichloropropane	ND	1.0	µg/L	1		SW-846 8260D	2/14/25	2/14/25 15:17	EEH
1,3-Dichloropropane	ND	0.50	µg/L	1		SW-846 8260D	2/14/25	2/14/25 15:17	EEH
2,2-Dichloropropane	ND	1.0	µg/L	1		SW-846 8260D	2/14/25	2/14/25 15:17	EEH
1,1-Dichloropropene	ND	0.50	µg/L	1		SW-846 8260D	2/14/25	2/14/25 15:17	EEH
cis-1,3-Dichloropropene	ND	0.40	µg/L	1		SW-846 8260D	2/14/25	2/14/25 15:17	EEH
trans-1,3-Dichloropropene	ND	0.40	µg/L	1		SW-846 8260D	2/14/25	2/14/25 15:17	EEH
Diethyl Ether	ND	2.0	µg/L	1		SW-846 8260D	2/14/25	2/14/25 15:17	EEH
Diisopropyl Ether (DIPE)	ND	0.50	µg/L	1		SW-846 8260D	2/14/25	2/14/25 15:17	EEH
1,4-Dioxane	ND	50	µg/L	1		SW-846 8260D	2/14/25	2/14/25 15:17	EEH
Ethylbenzene	ND	1.0	µg/L	1		SW-846 8260D	2/14/25	2/14/25 15:17	EEH

Pace Analytical Services, LLC - East Longmeadow, Ma

39 Spruce Street * East Longmeadow, MA 01028 * FAX 413/525-6405 * TEL. 413/525-2332

Project Location: 45 Hospital Rd, Medfield, MA | Sample Description: | Work Order: 25B0691

Date Received: 2/13/2025

Field Sample #: CD-MW-503 | Sampled: 2/11/2025 09:50

Sample ID: 25B0691-08

Sample Matrix: Ground Water

Volatile Organic Compounds by GC/MS

Analyte	Results	RL	Units	Dilution	Flag/Qual	Method	Date Prepared	Date/Time Analyzed	Analyst
Hexachlorobutadiene	ND	0.60	µg/L	1		SW-846 8260D	2/14/25	2/14/25 15:17	EEH
2-Hexanone (MBK)	ND	10	µg/L	1		SW-846 8260D	2/14/25	2/14/25 15:17	EEH
Isopropylbenzene (Cumene)	ND	1.0	µg/L	1		SW-846 8260D	2/14/25	2/14/25 15:17	EEH
p-Isopropyltoluene (p-Cymene)	ND	1.0	µg/L	1		SW-846 8260D	2/14/25	2/14/25 15:17	EEH
Methyl tert-Butyl Ether (MTBE)	ND	1.0	µg/L	1		SW-846 8260D	2/14/25	2/14/25 15:17	EEH
Methylene Chloride	ND	5.0	µg/L	1	RL-07	SW-846 8260D	2/14/25	2/14/25 15:17	EEH
4-Methyl-2-pentanone (MIBK)	ND	10	µg/L	1		SW-846 8260D	2/14/25	2/14/25 15:17	EEH
Naphthalene	ND	2.0	µg/L	1		SW-846 8260D	2/14/25	2/14/25 15:17	EEH
n-Propylbenzene	ND	1.0	µg/L	1		SW-846 8260D	2/14/25	2/14/25 15:17	EEH
Styrene	ND	1.0	µg/L	1		SW-846 8260D	2/14/25	2/14/25 15:17	EEH
1,1,1,2-Tetrachloroethane	ND	1.0	µg/L	1		SW-846 8260D	2/14/25	2/14/25 15:17	EEH
1,1,2,2-Tetrachloroethane	ND	0.50	µg/L	1		SW-846 8260D	2/14/25	2/14/25 15:17	EEH
Tetrachloroethylene	ND	1.0	µg/L	1		SW-846 8260D	2/14/25	2/14/25 15:17	EEH
Tetrahydrofuran	ND	2.0	µg/L	1		SW-846 8260D	2/14/25	2/14/25 15:17	EEH
Toluene	ND	1.0	µg/L	1		SW-846 8260D	2/14/25	2/14/25 15:17	EEH
1,2,3-Trichlorobenzene	ND	2.0	µg/L	1		SW-846 8260D	2/14/25	2/14/25 15:17	EEH
1,2,4-Trichlorobenzene	ND	1.0	µg/L	1		SW-846 8260D	2/14/25	2/14/25 15:17	EEH
1,1,1-Trichloroethane	ND	1.0	µg/L	1		SW-846 8260D	2/14/25	2/14/25 15:17	EEH
1,1,2-Trichloroethane	ND	1.0	µg/L	1		SW-846 8260D	2/14/25	2/14/25 15:17	EEH
Trichloroethylene	ND	1.0	µg/L	1		SW-846 8260D	2/14/25	2/14/25 15:17	EEH
Trichlorofluoromethane (Freon 11)	ND	2.0	µg/L	1		SW-846 8260D	2/14/25	2/14/25 15:17	EEH
1,2,3-Trichloropropane	ND	2.0	µg/L	1		SW-846 8260D	2/14/25	2/14/25 15:17	EEH
1,2,4-Trimethylbenzene	ND	1.0	µg/L	1		SW-846 8260D	2/14/25	2/14/25 15:17	EEH
1,3,5-Trimethylbenzene	ND	1.0	µg/L	1		SW-846 8260D	2/14/25	2/14/25 15:17	EEH
Vinyl Chloride	ND	2.0	µg/L	1		SW-846 8260D	2/14/25	2/14/25 15:17	EEH
m+p Xylene	ND	2.0	µg/L	1		SW-846 8260D	2/14/25	2/14/25 15:17	EEH
o-Xylene	ND	1.0	µg/L	1		SW-846 8260D	2/14/25	2/14/25 15:17	EEH

Surrogates	% Recovery	Recovery Limits	Flag/Qual		
1,2-Dichloroethane-d4	102	70-130		2/14/25	15:17
Toluene-d8	97.9	70-130		2/14/25	15:17
4-Bromofluorobenzene	99.5	70-130		2/14/25	15:17

Pace Analytical Services, LLC - East Longmeadow, Ma

39 Spruce Street * East Longmeadow, MA 01028 * FAX 413/525-6405 * TEL. 413/525-2332

Project Location: 45 Hospital Rd, Medfield, MA Sample Description: Work Order: 25B0691

Date Received: 2/13/2025

Field Sample #: CD-MW-503 Sampled: 2/11/2025 09:50

Sample ID: 25B0691-08

Sample Matrix: Ground Water

Metals Analyses (Dissolved)

Analyte	Results	RL	Units	Dilution	Flag/Qual	Method	Date Prepared	Date/Time Analyzed	Analyst
Antimony	ND	1.0	µg/L	1		SW-846 6020B	2/14/25	2/18/25 11:11	AAJ
Arsenic	ND	1.0	µg/L	1		SW-846 6020B	2/14/25	2/18/25 11:11	AAJ
Barium	130	10	µg/L	1		SW-846 6020B	2/14/25	2/18/25 11:11	AAJ
Beryllium	ND	0.40	µg/L	1		SW-846 6020B	2/14/25	2/18/25 11:11	AAJ
Cadmium	ND	0.20	µg/L	1		SW-846 6020B	2/14/25	2/18/25 11:11	AAJ
Chromium	ND	5.0	µg/L	1		SW-846 6020B	2/14/25	2/18/25 11:11	AAJ
Lead	1.1	0.50	µg/L	1		SW-846 6020B	2/14/25	2/18/25 11:11	AAJ
Mercury	ND	0.00020	mg/L	1		SW-846 7470A	2/20/25	2/24/25 11:05	AAJ
Nickel	ND	5.0	µg/L	1		SW-846 6020B	2/14/25	2/18/25 11:11	AAJ
Selenium	ND	5.0	µg/L	1		SW-846 6020B	2/14/25	2/18/25 11:11	AAJ
Silver	ND	0.20	µg/L	1		SW-846 6020B	2/14/25	2/18/25 11:11	AAJ
Thallium	ND	0.20	µg/L	1		SW-846 6020B	2/14/25	2/18/25 11:11	AAJ
Vanadium	ND	10	µg/L	1		SW-846 6020B	2/14/25	2/18/25 11:11	AAJ
Zinc	ND	10	µg/L	1		SW-846 6020B	2/14/25	2/18/25 11:11	AAJ

Pace Analytical Services, LLC - East Longmeadow, Ma

39 Spruce Street * East Longmeadow, MA 01028 * FAX 413/525-6405 * TEL. 413/525-2332

Project Location: 45 Hospital Rd, Medfield, MA
Sample Description:
Work Order: 25B0691

Date Received: 2/13/2025

Field Sample #: CD-MW-502
Sampled: 2/11/2025 09:40

Sample ID: 25B0691-09

Sample Matrix: Ground Water

Volatile Organic Compounds by GC/MS

Analyte	Results	RL	Units	Dilution	Flag/Qual	Method	Date Prepared	Date/Time Analyzed	Analyst
Acetone	ND	10	µg/L	1		SW-846 8260D	2/14/25	2/14/25 15:43	EEH
tert-Amyl Methyl Ether (TAME)	ND	0.50	µg/L	1		SW-846 8260D	2/14/25	2/14/25 15:43	EEH
Benzene	ND	1.0	µg/L	1		SW-846 8260D	2/14/25	2/14/25 15:43	EEH
Bromobenzene	ND	1.0	µg/L	1		SW-846 8260D	2/14/25	2/14/25 15:43	EEH
Bromochloromethane	ND	1.0	µg/L	1		SW-846 8260D	2/14/25	2/14/25 15:43	EEH
Bromodichloromethane	ND	1.0	µg/L	1		SW-846 8260D	2/14/25	2/14/25 15:43	EEH
Bromoform	ND	1.0	µg/L	1		SW-846 8260D	2/14/25	2/14/25 15:43	EEH
Bromomethane	ND	2.0	µg/L	1	V-05	SW-846 8260D	2/14/25	2/14/25 15:43	EEH
2-Butanone (MEK)	ND	10	µg/L	1		SW-846 8260D	2/14/25	2/14/25 15:43	EEH
n-Butylbenzene	ND	1.0	µg/L	1		SW-846 8260D	2/14/25	2/14/25 15:43	EEH
sec-Butylbenzene	ND	1.0	µg/L	1		SW-846 8260D	2/14/25	2/14/25 15:43	EEH
tert-Butylbenzene	ND	1.0	µg/L	1		SW-846 8260D	2/14/25	2/14/25 15:43	EEH
tert-Butyl Ethyl Ether (TBEE)	ND	0.50	µg/L	1		SW-846 8260D	2/14/25	2/14/25 15:43	EEH
Carbon Disulfide	ND	5.0	µg/L	1	RL-07	SW-846 8260D	2/14/25	2/14/25 15:43	EEH
Carbon Tetrachloride	ND	1.0	µg/L	1		SW-846 8260D	2/14/25	2/14/25 15:43	EEH
Chlorobenzene	ND	1.0	µg/L	1		SW-846 8260D	2/14/25	2/14/25 15:43	EEH
Chlorodibromomethane	ND	0.50	µg/L	1		SW-846 8260D	2/14/25	2/14/25 15:43	EEH
Chloroethane	ND	2.0	µg/L	1		SW-846 8260D	2/14/25	2/14/25 15:43	EEH
Chloroform	ND	2.0	µg/L	1		SW-846 8260D	2/14/25	2/14/25 15:43	EEH
Chloromethane	ND	2.0	µg/L	1	V-05	SW-846 8260D	2/14/25	2/14/25 15:43	EEH
2-Chlorotoluene	ND	1.0	µg/L	1		SW-846 8260D	2/14/25	2/14/25 15:43	EEH
4-Chlorotoluene	ND	1.0	µg/L	1		SW-846 8260D	2/14/25	2/14/25 15:43	EEH
1,2-Dibromo-3-chloropropane (DBCP)	ND	2.0	µg/L	1		SW-846 8260D	2/14/25	2/14/25 15:43	EEH
1,2-Dibromoethane (EDB)	ND	0.50	µg/L	1		SW-846 8260D	2/14/25	2/14/25 15:43	EEH
Dibromomethane	ND	1.0	µg/L	1		SW-846 8260D	2/14/25	2/14/25 15:43	EEH
1,2-Dichlorobenzene	ND	1.0	µg/L	1		SW-846 8260D	2/14/25	2/14/25 15:43	EEH
1,3-Dichlorobenzene	ND	1.0	µg/L	1		SW-846 8260D	2/14/25	2/14/25 15:43	EEH
1,4-Dichlorobenzene	ND	1.0	µg/L	1		SW-846 8260D	2/14/25	2/14/25 15:43	EEH
Dichlorodifluoromethane (Freon 12)	ND	2.0	µg/L	1		SW-846 8260D	2/14/25	2/14/25 15:43	EEH
1,1-Dichloroethane	ND	1.0	µg/L	1		SW-846 8260D	2/14/25	2/14/25 15:43	EEH
1,2-Dichloroethane	ND	1.0	µg/L	1		SW-846 8260D	2/14/25	2/14/25 15:43	EEH
1,1-Dichloroethylene	ND	1.0	µg/L	1		SW-846 8260D	2/14/25	2/14/25 15:43	EEH
cis-1,2-Dichloroethylene	ND	1.0	µg/L	1		SW-846 8260D	2/14/25	2/14/25 15:43	EEH
trans-1,2-Dichloroethylene	ND	1.0	µg/L	1		SW-846 8260D	2/14/25	2/14/25 15:43	EEH
1,2-Dichloropropane	ND	1.0	µg/L	1		SW-846 8260D	2/14/25	2/14/25 15:43	EEH
1,3-Dichloropropane	ND	0.50	µg/L	1		SW-846 8260D	2/14/25	2/14/25 15:43	EEH
2,2-Dichloropropane	ND	1.0	µg/L	1		SW-846 8260D	2/14/25	2/14/25 15:43	EEH
1,1-Dichloropropene	ND	0.50	µg/L	1		SW-846 8260D	2/14/25	2/14/25 15:43	EEH
cis-1,3-Dichloropropene	ND	0.40	µg/L	1		SW-846 8260D	2/14/25	2/14/25 15:43	EEH
trans-1,3-Dichloropropene	ND	0.40	µg/L	1		SW-846 8260D	2/14/25	2/14/25 15:43	EEH
Diethyl Ether	ND	2.0	µg/L	1		SW-846 8260D	2/14/25	2/14/25 15:43	EEH
Diisopropyl Ether (DIPE)	ND	0.50	µg/L	1		SW-846 8260D	2/14/25	2/14/25 15:43	EEH
1,4-Dioxane	ND	50	µg/L	1		SW-846 8260D	2/14/25	2/14/25 15:43	EEH
Ethylbenzene	ND	1.0	µg/L	1		SW-846 8260D	2/14/25	2/14/25 15:43	EEH

Pace Analytical Services, LLC - East Longmeadow, Ma

39 Spruce Street * East Longmeadow, MA 01028 * FAX 413/525-6405 * TEL. 413/525-2332

Project Location: 45 Hospital Rd, Medfield, MA | Sample Description: | Work Order: 25B0691

Date Received: 2/13/2025

Field Sample #: CD-MW-502 | Sampled: 2/11/2025 09:40

Sample ID: 25B0691-09

Sample Matrix: Ground Water

Volatile Organic Compounds by GC/MS

Analyte	Results	RL	Units	Dilution	Flag/Qual	Method	Date Prepared	Date/Time Analyzed	Analyst
Hexachlorobutadiene	ND	0.60	µg/L	1		SW-846 8260D	2/14/25	2/14/25 15:43	EEH
2-Hexanone (MBK)	ND	10	µg/L	1		SW-846 8260D	2/14/25	2/14/25 15:43	EEH
Isopropylbenzene (Cumene)	ND	1.0	µg/L	1		SW-846 8260D	2/14/25	2/14/25 15:43	EEH
p-Isopropyltoluene (p-Cymene)	ND	1.0	µg/L	1		SW-846 8260D	2/14/25	2/14/25 15:43	EEH
Methyl tert-Butyl Ether (MTBE)	ND	1.0	µg/L	1		SW-846 8260D	2/14/25	2/14/25 15:43	EEH
Methylene Chloride	ND	5.0	µg/L	1	RL-07	SW-846 8260D	2/14/25	2/14/25 15:43	EEH
4-Methyl-2-pentanone (MIBK)	ND	10	µg/L	1		SW-846 8260D	2/14/25	2/14/25 15:43	EEH
Naphthalene	ND	2.0	µg/L	1		SW-846 8260D	2/14/25	2/14/25 15:43	EEH
n-Propylbenzene	ND	1.0	µg/L	1		SW-846 8260D	2/14/25	2/14/25 15:43	EEH
Styrene	ND	1.0	µg/L	1		SW-846 8260D	2/14/25	2/14/25 15:43	EEH
1,1,1,2-Tetrachloroethane	ND	1.0	µg/L	1		SW-846 8260D	2/14/25	2/14/25 15:43	EEH
1,1,2,2-Tetrachloroethane	ND	0.50	µg/L	1		SW-846 8260D	2/14/25	2/14/25 15:43	EEH
Tetrachloroethylene	ND	1.0	µg/L	1		SW-846 8260D	2/14/25	2/14/25 15:43	EEH
Tetrahydrofuran	ND	2.0	µg/L	1		SW-846 8260D	2/14/25	2/14/25 15:43	EEH
Toluene	ND	1.0	µg/L	1		SW-846 8260D	2/14/25	2/14/25 15:43	EEH
1,2,3-Trichlorobenzene	ND	2.0	µg/L	1		SW-846 8260D	2/14/25	2/14/25 15:43	EEH
1,2,4-Trichlorobenzene	ND	1.0	µg/L	1		SW-846 8260D	2/14/25	2/14/25 15:43	EEH
1,1,1-Trichloroethane	ND	1.0	µg/L	1		SW-846 8260D	2/14/25	2/14/25 15:43	EEH
1,1,2-Trichloroethane	ND	1.0	µg/L	1		SW-846 8260D	2/14/25	2/14/25 15:43	EEH
Trichloroethylene	ND	1.0	µg/L	1		SW-846 8260D	2/14/25	2/14/25 15:43	EEH
Trichlorofluoromethane (Freon 11)	ND	2.0	µg/L	1		SW-846 8260D	2/14/25	2/14/25 15:43	EEH
1,2,3-Trichloropropane	ND	2.0	µg/L	1		SW-846 8260D	2/14/25	2/14/25 15:43	EEH
1,2,4-Trimethylbenzene	ND	1.0	µg/L	1		SW-846 8260D	2/14/25	2/14/25 15:43	EEH
1,3,5-Trimethylbenzene	ND	1.0	µg/L	1		SW-846 8260D	2/14/25	2/14/25 15:43	EEH
Vinyl Chloride	ND	2.0	µg/L	1		SW-846 8260D	2/14/25	2/14/25 15:43	EEH
m+p Xylene	ND	2.0	µg/L	1		SW-846 8260D	2/14/25	2/14/25 15:43	EEH
o-Xylene	ND	1.0	µg/L	1		SW-846 8260D	2/14/25	2/14/25 15:43	EEH

Surrogates	% Recovery	Recovery Limits	Flag/Qual		
1,2-Dichloroethane-d4	102	70-130			2/14/25 15:43
Toluene-d8	96.3	70-130			2/14/25 15:43
4-Bromofluorobenzene	102	70-130			2/14/25 15:43

Pace Analytical Services, LLC - East Longmeadow, Ma

39 Spruce Street * East Longmeadow, MA 01028 * FAX 413/525-6405 * TEL. 413/525-2332

Project Location: 45 Hospital Rd, Medfield, MA Sample Description: Work Order: 25B0691

Date Received: 2/13/2025

Field Sample #: CD-MW-502 Sampled: 2/11/2025 09:40

Sample ID: 25B0691-09

Sample Matrix: Ground Water

Metals Analyses (Dissolved)

Analyte	Results	RL	Units	Dilution	Flag/Qual	Method	Date Prepared	Date/Time Analyzed	Analyst
Antimony	ND	1.0	µg/L	1		SW-846 6020B	2/14/25	2/18/25 11:14	AAJ
Arsenic	ND	1.0	µg/L	1		SW-846 6020B	2/14/25	2/18/25 11:14	AAJ
Barium	94	10	µg/L	1		SW-846 6020B	2/14/25	2/18/25 11:14	AAJ
Beryllium	ND	0.40	µg/L	1		SW-846 6020B	2/14/25	2/18/25 11:14	AAJ
Cadmium	ND	0.20	µg/L	1		SW-846 6020B	2/14/25	2/18/25 11:14	AAJ
Chromium	ND	5.0	µg/L	1		SW-846 6020B	2/14/25	2/18/25 11:14	AAJ
Lead	ND	0.50	µg/L	1		SW-846 6020B	2/14/25	2/18/25 11:14	AAJ
Mercury	ND	0.00020	mg/L	1		SW-846 7470A	2/20/25	2/24/25 11:06	AAJ
Nickel	ND	5.0	µg/L	1		SW-846 6020B	2/14/25	2/18/25 11:14	AAJ
Selenium	ND	5.0	µg/L	1		SW-846 6020B	2/14/25	2/18/25 11:14	AAJ
Silver	ND	0.20	µg/L	1		SW-846 6020B	2/14/25	2/18/25 11:14	AAJ
Thallium	ND	0.20	µg/L	1		SW-846 6020B	2/14/25	2/18/25 11:14	AAJ
Vanadium	ND	10	µg/L	1		SW-846 6020B	2/14/25	2/18/25 11:14	AAJ
Zinc	ND	10	µg/L	1		SW-846 6020B	2/14/25	2/18/25 11:14	AAJ

Pace Analytical Services, LLC - East Longmeadow, Ma

39 Spruce Street * East Longmeadow, MA 01028 * FAX 413/525-6405 * TEL. 413/525-2332

Project Location: 45 Hospital Rd, Medfield, MA Sample Description: Work Order: 25B0691

Date Received: 2/13/2025

Field Sample #: CD-MW-501 Sampled: 2/11/2025 11:15

Sample ID: 25B0691-10

Sample Matrix: Ground Water

Volatile Organic Compounds by GC/MS

Analyte	Results	RL	Units	Dilution	Flag/Qual	Method	Date Prepared	Date/Time Analyzed	Analyst
Acetone	ND	10	µg/L	1		SW-846 8260D	2/14/25	2/14/25 16:08	EEH
tert-Amyl Methyl Ether (TAME)	ND	0.50	µg/L	1		SW-846 8260D	2/14/25	2/14/25 16:08	EEH
Benzene	ND	1.0	µg/L	1		SW-846 8260D	2/14/25	2/14/25 16:08	EEH
Bromobenzene	ND	1.0	µg/L	1		SW-846 8260D	2/14/25	2/14/25 16:08	EEH
Bromochloromethane	ND	1.0	µg/L	1		SW-846 8260D	2/14/25	2/14/25 16:08	EEH
Bromodichloromethane	ND	1.0	µg/L	1		SW-846 8260D	2/14/25	2/14/25 16:08	EEH
Bromoform	ND	1.0	µg/L	1		SW-846 8260D	2/14/25	2/14/25 16:08	EEH
Bromomethane	ND	2.0	µg/L	1	V-05	SW-846 8260D	2/14/25	2/14/25 16:08	EEH
2-Butanone (MEK)	ND	10	µg/L	1		SW-846 8260D	2/14/25	2/14/25 16:08	EEH
n-Butylbenzene	ND	1.0	µg/L	1		SW-846 8260D	2/14/25	2/14/25 16:08	EEH
sec-Butylbenzene	ND	1.0	µg/L	1		SW-846 8260D	2/14/25	2/14/25 16:08	EEH
tert-Butylbenzene	ND	1.0	µg/L	1		SW-846 8260D	2/14/25	2/14/25 16:08	EEH
tert-Butyl Ethyl Ether (TBEE)	ND	0.50	µg/L	1		SW-846 8260D	2/14/25	2/14/25 16:08	EEH
Carbon Disulfide	ND	5.0	µg/L	1	RL-07	SW-846 8260D	2/14/25	2/14/25 16:08	EEH
Carbon Tetrachloride	ND	1.0	µg/L	1		SW-846 8260D	2/14/25	2/14/25 16:08	EEH
Chlorobenzene	ND	1.0	µg/L	1		SW-846 8260D	2/14/25	2/14/25 16:08	EEH
Chlorodibromomethane	ND	0.50	µg/L	1		SW-846 8260D	2/14/25	2/14/25 16:08	EEH
Chloroethane	ND	2.0	µg/L	1		SW-846 8260D	2/14/25	2/14/25 16:08	EEH
Chloroform	ND	2.0	µg/L	1		SW-846 8260D	2/14/25	2/14/25 16:08	EEH
Chloromethane	ND	2.0	µg/L	1	V-05	SW-846 8260D	2/14/25	2/14/25 16:08	EEH
2-Chlorotoluene	ND	1.0	µg/L	1		SW-846 8260D	2/14/25	2/14/25 16:08	EEH
4-Chlorotoluene	ND	1.0	µg/L	1		SW-846 8260D	2/14/25	2/14/25 16:08	EEH
1,2-Dibromo-3-chloropropane (DBCP)	ND	2.0	µg/L	1		SW-846 8260D	2/14/25	2/14/25 16:08	EEH
1,2-Dibromoethane (EDB)	ND	0.50	µg/L	1		SW-846 8260D	2/14/25	2/14/25 16:08	EEH
Dibromomethane	ND	1.0	µg/L	1		SW-846 8260D	2/14/25	2/14/25 16:08	EEH
1,2-Dichlorobenzene	ND	1.0	µg/L	1		SW-846 8260D	2/14/25	2/14/25 16:08	EEH
1,3-Dichlorobenzene	ND	1.0	µg/L	1		SW-846 8260D	2/14/25	2/14/25 16:08	EEH
1,4-Dichlorobenzene	ND	1.0	µg/L	1		SW-846 8260D	2/14/25	2/14/25 16:08	EEH
Dichlorodifluoromethane (Freon 12)	ND	2.0	µg/L	1		SW-846 8260D	2/14/25	2/14/25 16:08	EEH
1,1-Dichloroethane	ND	1.0	µg/L	1		SW-846 8260D	2/14/25	2/14/25 16:08	EEH
1,2-Dichloroethane	ND	1.0	µg/L	1		SW-846 8260D	2/14/25	2/14/25 16:08	EEH
1,1-Dichloroethylene	ND	1.0	µg/L	1		SW-846 8260D	2/14/25	2/14/25 16:08	EEH
cis-1,2-Dichloroethylene	ND	1.0	µg/L	1		SW-846 8260D	2/14/25	2/14/25 16:08	EEH
trans-1,2-Dichloroethylene	ND	1.0	µg/L	1		SW-846 8260D	2/14/25	2/14/25 16:08	EEH
1,2-Dichloropropane	ND	1.0	µg/L	1		SW-846 8260D	2/14/25	2/14/25 16:08	EEH
1,3-Dichloropropane	ND	0.50	µg/L	1		SW-846 8260D	2/14/25	2/14/25 16:08	EEH
2,2-Dichloropropane	ND	1.0	µg/L	1		SW-846 8260D	2/14/25	2/14/25 16:08	EEH
1,1-Dichloropropene	ND	0.50	µg/L	1		SW-846 8260D	2/14/25	2/14/25 16:08	EEH
cis-1,3-Dichloropropene	ND	0.40	µg/L	1		SW-846 8260D	2/14/25	2/14/25 16:08	EEH
trans-1,3-Dichloropropene	ND	0.40	µg/L	1		SW-846 8260D	2/14/25	2/14/25 16:08	EEH
Diethyl Ether	ND	2.0	µg/L	1		SW-846 8260D	2/14/25	2/14/25 16:08	EEH
Diisopropyl Ether (DIPE)	ND	0.50	µg/L	1		SW-846 8260D	2/14/25	2/14/25 16:08	EEH
1,4-Dioxane	ND	50	µg/L	1		SW-846 8260D	2/14/25	2/14/25 16:08	EEH
Ethylbenzene	ND	1.0	µg/L	1		SW-846 8260D	2/14/25	2/14/25 16:08	EEH

Pace Analytical Services, LLC - East Longmeadow, Ma

39 Spruce Street * East Longmeadow, MA 01028 * FAX 413/525-6405 * TEL. 413/525-2332

Project Location: 45 Hospital Rd, Medfield, MA | Sample Description: | Work Order: 25B0691

Date Received: 2/13/2025

Field Sample #: CD-MW-501 | Sampled: 2/11/2025 11:15

Sample ID: 25B0691-10

Sample Matrix: Ground Water

Volatile Organic Compounds by GC/MS

Analyte	Results	RL	Units	Dilution	Flag/Qual	Method	Date Prepared	Date/Time Analyzed	Analyst
Hexachlorobutadiene	ND	0.60	µg/L	1		SW-846 8260D	2/14/25	2/14/25 16:08	EEH
2-Hexanone (MBK)	ND	10	µg/L	1		SW-846 8260D	2/14/25	2/14/25 16:08	EEH
Isopropylbenzene (Cumene)	ND	1.0	µg/L	1		SW-846 8260D	2/14/25	2/14/25 16:08	EEH
p-Isopropyltoluene (p-Cymene)	ND	1.0	µg/L	1		SW-846 8260D	2/14/25	2/14/25 16:08	EEH
Methyl tert-Butyl Ether (MTBE)	ND	1.0	µg/L	1		SW-846 8260D	2/14/25	2/14/25 16:08	EEH
Methylene Chloride	ND	5.0	µg/L	1	RL-07	SW-846 8260D	2/14/25	2/14/25 16:08	EEH
4-Methyl-2-pentanone (MIBK)	ND	10	µg/L	1		SW-846 8260D	2/14/25	2/14/25 16:08	EEH
Naphthalene	ND	2.0	µg/L	1		SW-846 8260D	2/14/25	2/14/25 16:08	EEH
n-Propylbenzene	ND	1.0	µg/L	1		SW-846 8260D	2/14/25	2/14/25 16:08	EEH
Styrene	ND	1.0	µg/L	1		SW-846 8260D	2/14/25	2/14/25 16:08	EEH
1,1,1,2-Tetrachloroethane	ND	1.0	µg/L	1		SW-846 8260D	2/14/25	2/14/25 16:08	EEH
1,1,2,2-Tetrachloroethane	ND	0.50	µg/L	1		SW-846 8260D	2/14/25	2/14/25 16:08	EEH
Tetrachloroethylene	ND	1.0	µg/L	1		SW-846 8260D	2/14/25	2/14/25 16:08	EEH
Tetrahydrofuran	ND	2.0	µg/L	1		SW-846 8260D	2/14/25	2/14/25 16:08	EEH
Toluene	ND	1.0	µg/L	1		SW-846 8260D	2/14/25	2/14/25 16:08	EEH
1,2,3-Trichlorobenzene	ND	2.0	µg/L	1		SW-846 8260D	2/14/25	2/14/25 16:08	EEH
1,2,4-Trichlorobenzene	ND	1.0	µg/L	1		SW-846 8260D	2/14/25	2/14/25 16:08	EEH
1,1,1-Trichloroethane	ND	1.0	µg/L	1		SW-846 8260D	2/14/25	2/14/25 16:08	EEH
1,1,2-Trichloroethane	ND	1.0	µg/L	1		SW-846 8260D	2/14/25	2/14/25 16:08	EEH
Trichloroethylene	ND	1.0	µg/L	1		SW-846 8260D	2/14/25	2/14/25 16:08	EEH
Trichlorofluoromethane (Freon 11)	ND	2.0	µg/L	1		SW-846 8260D	2/14/25	2/14/25 16:08	EEH
1,2,3-Trichloropropane	ND	2.0	µg/L	1		SW-846 8260D	2/14/25	2/14/25 16:08	EEH
1,2,4-Trimethylbenzene	ND	1.0	µg/L	1		SW-846 8260D	2/14/25	2/14/25 16:08	EEH
1,3,5-Trimethylbenzene	ND	1.0	µg/L	1		SW-846 8260D	2/14/25	2/14/25 16:08	EEH
Vinyl Chloride	ND	2.0	µg/L	1		SW-846 8260D	2/14/25	2/14/25 16:08	EEH
m+p Xylene	ND	2.0	µg/L	1		SW-846 8260D	2/14/25	2/14/25 16:08	EEH
o-Xylene	ND	1.0	µg/L	1		SW-846 8260D	2/14/25	2/14/25 16:08	EEH

Surrogates	% Recovery	Recovery Limits	Flag/Qual	
1,2-Dichloroethane-d4	103	70-130		2/14/25 16:08
Toluene-d8	99.7	70-130		2/14/25 16:08
4-Bromofluorobenzene	101	70-130		2/14/25 16:08

Pace Analytical Services, LLC - East Longmeadow, Ma

39 Spruce Street * East Longmeadow, MA 01028 * FAX 413/525-6405 * TEL. 413/525-2332

Project Location: 45 Hospital Rd, Medfield, MA Sample Description: Work Order: 25B0691

Date Received: 2/13/2025

Field Sample #: CD-MW-501 Sampled: 2/11/2025 11:15

Sample ID: 25B0691-10

Sample Matrix: Ground Water

Metals Analyses (Dissolved)

Analyte	Results	RL	Units	Dilution	Flag/Qual	Method	Date Prepared	Date/Time Analyzed	Analyst
Antimony	ND	1.0	µg/L	1		SW-846 6020B	2/14/25	2/18/25 11:16	AAJ
Arsenic	ND	1.0	µg/L	1		SW-846 6020B	2/14/25	2/18/25 11:16	AAJ
Barium	45	10	µg/L	1		SW-846 6020B	2/14/25	2/18/25 11:16	AAJ
Beryllium	ND	0.40	µg/L	1		SW-846 6020B	2/14/25	2/18/25 11:16	AAJ
Cadmium	1.2	0.20	µg/L	1		SW-846 6020B	2/14/25	2/18/25 11:16	AAJ
Chromium	ND	5.0	µg/L	1		SW-846 6020B	2/14/25	2/18/25 11:16	AAJ
Lead	2.1	0.50	µg/L	1		SW-846 6020B	2/14/25	2/18/25 11:16	AAJ
Mercury	ND	0.00020	mg/L	1		SW-846 7470A	2/20/25	2/24/25 11:13	AAJ
Nickel	13	5.0	µg/L	1		SW-846 6020B	2/14/25	2/18/25 11:16	AAJ
Selenium	ND	5.0	µg/L	1		SW-846 6020B	2/14/25	2/18/25 11:16	AAJ
Silver	ND	0.20	µg/L	1		SW-846 6020B	2/14/25	2/18/25 11:16	AAJ
Thallium	ND	0.20	µg/L	1		SW-846 6020B	2/14/25	2/18/25 11:16	AAJ
Vanadium	ND	10	µg/L	1		SW-846 6020B	2/14/25	2/18/25 11:16	AAJ
Zinc	890	10	µg/L	1		SW-846 6020B	2/14/25	2/18/25 11:16	AAJ

Pace Analytical Services, LLC - East Longmeadow, Ma

39 Spruce Street * East Longmeadow, MA 01028 * FAX 413/525-6405 * TEL. 413/525-2332

Project Location: 45 Hospital Rd, Medfield, MA
Sample Description:
Work Order: 25B0691

Date Received: 2/13/2025

Field Sample #: CD-MW-500
Sampled: 2/11/2025 12:20

Sample ID: 25B0691-11

Sample Matrix: Ground Water

Volatile Organic Compounds by GC/MS

Analyte	Results	RL	Units	Dilution	Flag/Qual	Method	Date Prepared	Date/Time Analyzed	Analyst
Acetone	ND	10	µg/L	1		SW-846 8260D	2/14/25	2/14/25 16:34	EEH
tert-Amyl Methyl Ether (TAME)	ND	0.50	µg/L	1		SW-846 8260D	2/14/25	2/14/25 16:34	EEH
Benzene	ND	1.0	µg/L	1		SW-846 8260D	2/14/25	2/14/25 16:34	EEH
Bromobenzene	ND	1.0	µg/L	1		SW-846 8260D	2/14/25	2/14/25 16:34	EEH
Bromochloromethane	ND	1.0	µg/L	1		SW-846 8260D	2/14/25	2/14/25 16:34	EEH
Bromodichloromethane	ND	1.0	µg/L	1		SW-846 8260D	2/14/25	2/14/25 16:34	EEH
Bromoform	ND	1.0	µg/L	1		SW-846 8260D	2/14/25	2/14/25 16:34	EEH
Bromomethane	ND	2.0	µg/L	1	V-05	SW-846 8260D	2/14/25	2/14/25 16:34	EEH
2-Butanone (MEK)	ND	10	µg/L	1		SW-846 8260D	2/14/25	2/14/25 16:34	EEH
n-Butylbenzene	ND	1.0	µg/L	1		SW-846 8260D	2/14/25	2/14/25 16:34	EEH
sec-Butylbenzene	ND	1.0	µg/L	1		SW-846 8260D	2/14/25	2/14/25 16:34	EEH
tert-Butylbenzene	ND	1.0	µg/L	1		SW-846 8260D	2/14/25	2/14/25 16:34	EEH
tert-Butyl Ethyl Ether (TBEE)	ND	0.50	µg/L	1		SW-846 8260D	2/14/25	2/14/25 16:34	EEH
Carbon Disulfide	ND	5.0	µg/L	1	RL-07	SW-846 8260D	2/14/25	2/14/25 16:34	EEH
Carbon Tetrachloride	ND	1.0	µg/L	1		SW-846 8260D	2/14/25	2/14/25 16:34	EEH
Chlorobenzene	ND	1.0	µg/L	1		SW-846 8260D	2/14/25	2/14/25 16:34	EEH
Chlorodibromomethane	ND	0.50	µg/L	1		SW-846 8260D	2/14/25	2/14/25 16:34	EEH
Chloroethane	ND	2.0	µg/L	1		SW-846 8260D	2/14/25	2/14/25 16:34	EEH
Chloroform	ND	2.0	µg/L	1		SW-846 8260D	2/14/25	2/14/25 16:34	EEH
Chloromethane	ND	2.0	µg/L	1	V-05	SW-846 8260D	2/14/25	2/14/25 16:34	EEH
2-Chlorotoluene	ND	1.0	µg/L	1		SW-846 8260D	2/14/25	2/14/25 16:34	EEH
4-Chlorotoluene	ND	1.0	µg/L	1		SW-846 8260D	2/14/25	2/14/25 16:34	EEH
1,2-Dibromo-3-chloropropane (DBCP)	ND	2.0	µg/L	1		SW-846 8260D	2/14/25	2/14/25 16:34	EEH
1,2-Dibromoethane (EDB)	ND	0.50	µg/L	1		SW-846 8260D	2/14/25	2/14/25 16:34	EEH
Dibromomethane	ND	1.0	µg/L	1		SW-846 8260D	2/14/25	2/14/25 16:34	EEH
1,2-Dichlorobenzene	ND	1.0	µg/L	1		SW-846 8260D	2/14/25	2/14/25 16:34	EEH
1,3-Dichlorobenzene	ND	1.0	µg/L	1		SW-846 8260D	2/14/25	2/14/25 16:34	EEH
1,4-Dichlorobenzene	ND	1.0	µg/L	1		SW-846 8260D	2/14/25	2/14/25 16:34	EEH
Dichlorodifluoromethane (Freon 12)	ND	2.0	µg/L	1		SW-846 8260D	2/14/25	2/14/25 16:34	EEH
1,1-Dichloroethane	ND	1.0	µg/L	1		SW-846 8260D	2/14/25	2/14/25 16:34	EEH
1,2-Dichloroethane	ND	1.0	µg/L	1		SW-846 8260D	2/14/25	2/14/25 16:34	EEH
1,1-Dichloroethylene	ND	1.0	µg/L	1		SW-846 8260D	2/14/25	2/14/25 16:34	EEH
cis-1,2-Dichloroethylene	ND	1.0	µg/L	1		SW-846 8260D	2/14/25	2/14/25 16:34	EEH
trans-1,2-Dichloroethylene	ND	1.0	µg/L	1		SW-846 8260D	2/14/25	2/14/25 16:34	EEH
1,2-Dichloropropane	ND	1.0	µg/L	1		SW-846 8260D	2/14/25	2/14/25 16:34	EEH
1,3-Dichloropropane	ND	0.50	µg/L	1		SW-846 8260D	2/14/25	2/14/25 16:34	EEH
2,2-Dichloropropane	ND	1.0	µg/L	1		SW-846 8260D	2/14/25	2/14/25 16:34	EEH
1,1-Dichloropropene	ND	0.50	µg/L	1		SW-846 8260D	2/14/25	2/14/25 16:34	EEH
cis-1,3-Dichloropropene	ND	0.40	µg/L	1		SW-846 8260D	2/14/25	2/14/25 16:34	EEH
trans-1,3-Dichloropropene	ND	0.40	µg/L	1		SW-846 8260D	2/14/25	2/14/25 16:34	EEH
Diethyl Ether	ND	2.0	µg/L	1		SW-846 8260D	2/14/25	2/14/25 16:34	EEH
Diisopropyl Ether (DIPE)	ND	0.50	µg/L	1		SW-846 8260D	2/14/25	2/14/25 16:34	EEH
1,4-Dioxane	ND	50	µg/L	1		SW-846 8260D	2/14/25	2/14/25 16:34	EEH
Ethylbenzene	ND	1.0	µg/L	1		SW-846 8260D	2/14/25	2/14/25 16:34	EEH

Pace Analytical Services, LLC - East Longmeadow, Ma

39 Spruce Street * East Longmeadow, MA 01028 * FAX 413/525-6405 * TEL. 413/525-2332

Project Location: 45 Hospital Rd, Medfield, MA Sample Description: Work Order: 25B0691

Date Received: 2/13/2025

Field Sample #: CD-MW-500 Sampled: 2/11/2025 12:20

Sample ID: 25B0691-11

Sample Matrix: Ground Water

Volatile Organic Compounds by GC/MS

Analyte	Results	RL	Units	Dilution	Flag/Qual	Method	Date Prepared	Date/Time Analyzed	Analyst
Hexachlorobutadiene	ND	0.60	µg/L	1		SW-846 8260D	2/14/25	2/14/25 16:34	EEH
2-Hexanone (MBK)	ND	10	µg/L	1		SW-846 8260D	2/14/25	2/14/25 16:34	EEH
Isopropylbenzene (Cumene)	ND	1.0	µg/L	1		SW-846 8260D	2/14/25	2/14/25 16:34	EEH
p-Isopropyltoluene (p-Cymene)	ND	1.0	µg/L	1		SW-846 8260D	2/14/25	2/14/25 16:34	EEH
Methyl tert-Butyl Ether (MTBE)	ND	1.0	µg/L	1		SW-846 8260D	2/14/25	2/14/25 16:34	EEH
Methylene Chloride	ND	5.0	µg/L	1	RL-07	SW-846 8260D	2/14/25	2/14/25 16:34	EEH
4-Methyl-2-pentanone (MIBK)	ND	10	µg/L	1		SW-846 8260D	2/14/25	2/14/25 16:34	EEH
Naphthalene	ND	2.0	µg/L	1		SW-846 8260D	2/14/25	2/14/25 16:34	EEH
n-Propylbenzene	ND	1.0	µg/L	1		SW-846 8260D	2/14/25	2/14/25 16:34	EEH
Styrene	ND	1.0	µg/L	1		SW-846 8260D	2/14/25	2/14/25 16:34	EEH
1,1,1,2-Tetrachloroethane	ND	1.0	µg/L	1		SW-846 8260D	2/14/25	2/14/25 16:34	EEH
1,1,2,2-Tetrachloroethane	ND	0.50	µg/L	1		SW-846 8260D	2/14/25	2/14/25 16:34	EEH
Tetrachloroethylene	ND	1.0	µg/L	1		SW-846 8260D	2/14/25	2/14/25 16:34	EEH
Tetrahydrofuran	ND	2.0	µg/L	1		SW-846 8260D	2/14/25	2/14/25 16:34	EEH
Toluene	ND	1.0	µg/L	1		SW-846 8260D	2/14/25	2/14/25 16:34	EEH
1,2,3-Trichlorobenzene	ND	2.0	µg/L	1		SW-846 8260D	2/14/25	2/14/25 16:34	EEH
1,2,4-Trichlorobenzene	ND	1.0	µg/L	1		SW-846 8260D	2/14/25	2/14/25 16:34	EEH
1,1,1-Trichloroethane	ND	1.0	µg/L	1		SW-846 8260D	2/14/25	2/14/25 16:34	EEH
1,1,2-Trichloroethane	ND	1.0	µg/L	1		SW-846 8260D	2/14/25	2/14/25 16:34	EEH
Trichloroethylene	ND	1.0	µg/L	1		SW-846 8260D	2/14/25	2/14/25 16:34	EEH
Trichlorofluoromethane (Freon 11)	ND	2.0	µg/L	1		SW-846 8260D	2/14/25	2/14/25 16:34	EEH
1,2,3-Trichloropropane	ND	2.0	µg/L	1		SW-846 8260D	2/14/25	2/14/25 16:34	EEH
1,2,4-Trimethylbenzene	ND	1.0	µg/L	1		SW-846 8260D	2/14/25	2/14/25 16:34	EEH
1,3,5-Trimethylbenzene	ND	1.0	µg/L	1		SW-846 8260D	2/14/25	2/14/25 16:34	EEH
Vinyl Chloride	ND	2.0	µg/L	1		SW-846 8260D	2/14/25	2/14/25 16:34	EEH
m+p Xylene	ND	2.0	µg/L	1		SW-846 8260D	2/14/25	2/14/25 16:34	EEH
o-Xylene	ND	1.0	µg/L	1		SW-846 8260D	2/14/25	2/14/25 16:34	EEH

Surrogates	% Recovery	Recovery Limits	Flag/Qual	
1,2-Dichloroethane-d4	100	70-130		2/14/25 16:34
Toluene-d8	97.6	70-130		2/14/25 16:34
4-Bromofluorobenzene	101	70-130		2/14/25 16:34

Pace Analytical Services, LLC - East Longmeadow, Ma

39 Spruce Street * East Longmeadow, MA 01028 * FAX 413/525-6405 * TEL. 413/525-2332

Project Location: 45 Hospital Rd, Medfield, MA Sample Description: Work Order: 25B0691

Date Received: 2/13/2025

Field Sample #: CD-MW-500 Sampled: 2/11/2025 12:20

Sample ID: 25B0691-11

Sample Matrix: Ground Water

Metals Analyses (Dissolved)

Analyte	Results	RL	Units	Dilution	Flag/Qual	Method	Date Prepared	Date/Time Analyzed	Analyst
Antimony	ND	1.0	µg/L	1		SW-846 6020B	2/14/25	2/18/25 11:19	AAJ
Arsenic	ND	1.0	µg/L	1		SW-846 6020B	2/14/25	2/18/25 11:19	AAJ
Barium	42	10	µg/L	1		SW-846 6020B	2/14/25	2/18/25 11:19	AAJ
Beryllium	ND	0.40	µg/L	1		SW-846 6020B	2/14/25	2/18/25 11:19	AAJ
Cadmium	ND	0.20	µg/L	1		SW-846 6020B	2/14/25	2/18/25 11:19	AAJ
Chromium	ND	5.0	µg/L	1		SW-846 6020B	2/14/25	2/18/25 11:19	AAJ
Lead	0.82	0.50	µg/L	1		SW-846 6020B	2/14/25	2/18/25 11:19	AAJ
Mercury	ND	0.00020	mg/L	1		SW-846 7470A	2/20/25	2/24/25 11:15	AAJ
Nickel	ND	5.0	µg/L	1		SW-846 6020B	2/14/25	2/18/25 11:19	AAJ
Selenium	ND	5.0	µg/L	1		SW-846 6020B	2/14/25	2/18/25 11:19	AAJ
Silver	ND	0.20	µg/L	1		SW-846 6020B	2/14/25	2/18/25 11:19	AAJ
Thallium	ND	0.20	µg/L	1		SW-846 6020B	2/14/25	2/18/25 11:19	AAJ
Vanadium	ND	10	µg/L	1		SW-846 6020B	2/14/25	2/18/25 11:19	AAJ
Zinc	ND	10	µg/L	1		SW-846 6020B	2/14/25	2/18/25 11:19	AAJ

Pace Analytical Services, LLC - East Longmeadow, Ma

39 Spruce Street * East Longmeadow, MA 01028 * FAX 413/525-6405 * TEL. 413/525-2332

Project Location: 45 Hospital Rd, Medfield, MA Sample Description: Work Order: 25B0691

Date Received: 2/13/2025

Field Sample #: CD-MW-605 Sampled: 2/10/2025 14:20

Sample ID: 25B0691-12

Sample Matrix: Ground Water

Volatile Organic Compounds by GC/MS

Analyte	Results	RL	Units	Dilution	Flag/Qual	Method	Date Prepared	Date/Time Analyzed	Analyst
Acetone	ND	10	µg/L	1		SW-846 8260D	2/14/25	2/14/25 16:59	EEH
tert-Amyl Methyl Ether (TAME)	ND	0.50	µg/L	1		SW-846 8260D	2/14/25	2/14/25 16:59	EEH
Benzene	ND	1.0	µg/L	1		SW-846 8260D	2/14/25	2/14/25 16:59	EEH
Bromobenzene	ND	1.0	µg/L	1		SW-846 8260D	2/14/25	2/14/25 16:59	EEH
Bromochloromethane	ND	1.0	µg/L	1		SW-846 8260D	2/14/25	2/14/25 16:59	EEH
Bromodichloromethane	ND	1.0	µg/L	1		SW-846 8260D	2/14/25	2/14/25 16:59	EEH
Bromoform	ND	1.0	µg/L	1		SW-846 8260D	2/14/25	2/14/25 16:59	EEH
Bromomethane	ND	2.0	µg/L	1	V-05	SW-846 8260D	2/14/25	2/14/25 16:59	EEH
2-Butanone (MEK)	ND	10	µg/L	1		SW-846 8260D	2/14/25	2/14/25 16:59	EEH
n-Butylbenzene	ND	1.0	µg/L	1		SW-846 8260D	2/14/25	2/14/25 16:59	EEH
sec-Butylbenzene	ND	1.0	µg/L	1		SW-846 8260D	2/14/25	2/14/25 16:59	EEH
tert-Butylbenzene	ND	1.0	µg/L	1		SW-846 8260D	2/14/25	2/14/25 16:59	EEH
tert-Butyl Ethyl Ether (TBEE)	ND	0.50	µg/L	1		SW-846 8260D	2/14/25	2/14/25 16:59	EEH
Carbon Disulfide	ND	5.0	µg/L	1	RL-07	SW-846 8260D	2/14/25	2/14/25 16:59	EEH
Carbon Tetrachloride	ND	1.0	µg/L	1		SW-846 8260D	2/14/25	2/14/25 16:59	EEH
Chlorobenzene	ND	1.0	µg/L	1		SW-846 8260D	2/14/25	2/14/25 16:59	EEH
Chlorodibromomethane	ND	0.50	µg/L	1		SW-846 8260D	2/14/25	2/14/25 16:59	EEH
Chloroethane	ND	2.0	µg/L	1		SW-846 8260D	2/14/25	2/14/25 16:59	EEH
Chloroform	ND	2.0	µg/L	1		SW-846 8260D	2/14/25	2/14/25 16:59	EEH
Chloromethane	2.6	2.0	µg/L	1	V-05	SW-846 8260D	2/14/25	2/14/25 16:59	EEH
2-Chlorotoluene	ND	1.0	µg/L	1		SW-846 8260D	2/14/25	2/14/25 16:59	EEH
4-Chlorotoluene	ND	1.0	µg/L	1		SW-846 8260D	2/14/25	2/14/25 16:59	EEH
1,2-Dibromo-3-chloropropane (DBCP)	ND	2.0	µg/L	1		SW-846 8260D	2/14/25	2/14/25 16:59	EEH
1,2-Dibromoethane (EDB)	ND	0.50	µg/L	1		SW-846 8260D	2/14/25	2/14/25 16:59	EEH
Dibromomethane	ND	1.0	µg/L	1		SW-846 8260D	2/14/25	2/14/25 16:59	EEH
1,2-Dichlorobenzene	ND	1.0	µg/L	1		SW-846 8260D	2/14/25	2/14/25 16:59	EEH
1,3-Dichlorobenzene	ND	1.0	µg/L	1		SW-846 8260D	2/14/25	2/14/25 16:59	EEH
1,4-Dichlorobenzene	ND	1.0	µg/L	1		SW-846 8260D	2/14/25	2/14/25 16:59	EEH
Dichlorodifluoromethane (Freon 12)	ND	2.0	µg/L	1		SW-846 8260D	2/14/25	2/14/25 16:59	EEH
1,1-Dichloroethane	ND	1.0	µg/L	1		SW-846 8260D	2/14/25	2/14/25 16:59	EEH
1,2-Dichloroethane	ND	1.0	µg/L	1		SW-846 8260D	2/14/25	2/14/25 16:59	EEH
1,1-Dichloroethylene	ND	1.0	µg/L	1		SW-846 8260D	2/14/25	2/14/25 16:59	EEH
cis-1,2-Dichloroethylene	1.2	1.0	µg/L	1		SW-846 8260D	2/14/25	2/14/25 16:59	EEH
trans-1,2-Dichloroethylene	ND	1.0	µg/L	1		SW-846 8260D	2/14/25	2/14/25 16:59	EEH
1,2-Dichloropropane	ND	1.0	µg/L	1		SW-846 8260D	2/14/25	2/14/25 16:59	EEH
1,3-Dichloropropane	ND	0.50	µg/L	1		SW-846 8260D	2/14/25	2/14/25 16:59	EEH
2,2-Dichloropropane	ND	1.0	µg/L	1		SW-846 8260D	2/14/25	2/14/25 16:59	EEH
1,1-Dichloropropene	ND	0.50	µg/L	1		SW-846 8260D	2/14/25	2/14/25 16:59	EEH
cis-1,3-Dichloropropene	ND	0.40	µg/L	1		SW-846 8260D	2/14/25	2/14/25 16:59	EEH
trans-1,3-Dichloropropene	ND	0.40	µg/L	1		SW-846 8260D	2/14/25	2/14/25 16:59	EEH
Diethyl Ether	ND	2.0	µg/L	1		SW-846 8260D	2/14/25	2/14/25 16:59	EEH
Diisopropyl Ether (DIPE)	ND	0.50	µg/L	1		SW-846 8260D	2/14/25	2/14/25 16:59	EEH
1,4-Dioxane	ND	50	µg/L	1		SW-846 8260D	2/14/25	2/14/25 16:59	EEH
Ethylbenzene	ND	1.0	µg/L	1		SW-846 8260D	2/14/25	2/14/25 16:59	EEH

Pace Analytical Services, LLC - East Longmeadow, Ma

39 Spruce Street * East Longmeadow, MA 01028 * FAX 413/525-6405 * TEL. 413/525-2332

Project Location: 45 Hospital Rd, Medfield, MA | Sample Description: | Work Order: 25B0691

Date Received: 2/13/2025

Field Sample #: CD-MW-605 | Sampled: 2/10/2025 14:20

Sample ID: 25B0691-12

Sample Matrix: Ground Water

Volatile Organic Compounds by GC/MS

Analyte	Results	RL	Units	Dilution	Flag/Qual	Method	Date Prepared	Date/Time Analyzed	Analyst
Hexachlorobutadiene	ND	0.60	µg/L	1		SW-846 8260D	2/14/25	2/14/25 16:59	EEH
2-Hexanone (MBK)	ND	10	µg/L	1		SW-846 8260D	2/14/25	2/14/25 16:59	EEH
Isopropylbenzene (Cumene)	ND	1.0	µg/L	1		SW-846 8260D	2/14/25	2/14/25 16:59	EEH
p-Isopropyltoluene (p-Cymene)	ND	1.0	µg/L	1		SW-846 8260D	2/14/25	2/14/25 16:59	EEH
Methyl tert-Butyl Ether (MTBE)	ND	1.0	µg/L	1		SW-846 8260D	2/14/25	2/14/25 16:59	EEH
Methylene Chloride	ND	5.0	µg/L	1	RL-07	SW-846 8260D	2/14/25	2/14/25 16:59	EEH
4-Methyl-2-pentanone (MIBK)	ND	10	µg/L	1		SW-846 8260D	2/14/25	2/14/25 16:59	EEH
Naphthalene	ND	2.0	µg/L	1		SW-846 8260D	2/14/25	2/14/25 16:59	EEH
n-Propylbenzene	ND	1.0	µg/L	1		SW-846 8260D	2/14/25	2/14/25 16:59	EEH
Styrene	ND	1.0	µg/L	1		SW-846 8260D	2/14/25	2/14/25 16:59	EEH
1,1,1,2-Tetrachloroethane	ND	1.0	µg/L	1		SW-846 8260D	2/14/25	2/14/25 16:59	EEH
1,1,2,2-Tetrachloroethane	ND	0.50	µg/L	1		SW-846 8260D	2/14/25	2/14/25 16:59	EEH
Tetrachloroethylene	1.1	1.0	µg/L	1		SW-846 8260D	2/14/25	2/14/25 16:59	EEH
Tetrahydrofuran	ND	2.0	µg/L	1		SW-846 8260D	2/14/25	2/14/25 16:59	EEH
Toluene	ND	1.0	µg/L	1		SW-846 8260D	2/14/25	2/14/25 16:59	EEH
1,2,3-Trichlorobenzene	ND	2.0	µg/L	1		SW-846 8260D	2/14/25	2/14/25 16:59	EEH
1,2,4-Trichlorobenzene	ND	1.0	µg/L	1		SW-846 8260D	2/14/25	2/14/25 16:59	EEH
1,1,1-Trichloroethane	ND	1.0	µg/L	1		SW-846 8260D	2/14/25	2/14/25 16:59	EEH
1,1,2-Trichloroethane	ND	1.0	µg/L	1		SW-846 8260D	2/14/25	2/14/25 16:59	EEH
Trichloroethylene	1.1	1.0	µg/L	1		SW-846 8260D	2/14/25	2/14/25 16:59	EEH
Trichlorofluoromethane (Freon 11)	ND	2.0	µg/L	1		SW-846 8260D	2/14/25	2/14/25 16:59	EEH
1,2,3-Trichloropropane	ND	2.0	µg/L	1		SW-846 8260D	2/14/25	2/14/25 16:59	EEH
1,2,4-Trimethylbenzene	ND	1.0	µg/L	1		SW-846 8260D	2/14/25	2/14/25 16:59	EEH
1,3,5-Trimethylbenzene	ND	1.0	µg/L	1		SW-846 8260D	2/14/25	2/14/25 16:59	EEH
Vinyl Chloride	ND	2.0	µg/L	1		SW-846 8260D	2/14/25	2/14/25 16:59	EEH
m+p Xylene	ND	2.0	µg/L	1		SW-846 8260D	2/14/25	2/14/25 16:59	EEH
o-Xylene	ND	1.0	µg/L	1		SW-846 8260D	2/14/25	2/14/25 16:59	EEH

Surrogates	% Recovery	Recovery Limits	Flag/Qual	
1,2-Dichloroethane-d4	104	70-130		2/14/25 16:59
Toluene-d8	96.4	70-130		2/14/25 16:59
4-Bromofluorobenzene	102	70-130		2/14/25 16:59

Pace Analytical Services, LLC - East Longmeadow, Ma

39 Spruce Street * East Longmeadow, MA 01028 * FAX 413/525-6405 * TEL. 413/525-2332

Project Location: 45 Hospital Rd, Medfield, MA Sample Description: Work Order: 25B0691

Date Received: 2/13/2025

Field Sample #: CD-MW-605 Sampled: 2/10/2025 14:20

Sample ID: 25B0691-12

Sample Matrix: Ground Water

Metals Analyses (Dissolved)

Analyte	Results	RL	Units	Dilution	Flag/Qual	Method	Date Prepared	Date/Time Analyzed	Analyst
Antimony	ND	1.0	µg/L	1		SW-846 6020B	2/14/25	2/18/25 11:22	AAJ
Arsenic	1.0	1.0	µg/L	1		SW-846 6020B	2/14/25	2/18/25 11:22	AAJ
Barium	72	10	µg/L	1		SW-846 6020B	2/14/25	2/18/25 11:22	AAJ
Beryllium	ND	0.40	µg/L	1		SW-846 6020B	2/14/25	2/18/25 11:22	AAJ
Cadmium	0.24	0.20	µg/L	1		SW-846 6020B	2/14/25	2/18/25 11:22	AAJ
Chromium	6.4	5.0	µg/L	1		SW-846 6020B	2/14/25	2/18/25 11:22	AAJ
Lead	2.0	0.50	µg/L	1		SW-846 6020B	2/14/25	2/18/25 11:22	AAJ
Mercury	ND	0.00020	mg/L	1		SW-846 7470A	2/20/25	2/24/25 11:17	AAJ
Nickel	8.4	5.0	µg/L	1		SW-846 6020B	2/14/25	2/18/25 11:22	AAJ
Selenium	ND	5.0	µg/L	1		SW-846 6020B	2/14/25	2/18/25 11:22	AAJ
Silver	ND	0.20	µg/L	1		SW-846 6020B	2/14/25	2/18/25 11:22	AAJ
Thallium	ND	0.20	µg/L	1		SW-846 6020B	2/14/25	2/18/25 11:22	AAJ
Vanadium	ND	10	µg/L	1		SW-846 6020B	2/14/25	2/18/25 11:22	AAJ
Zinc	76	10	µg/L	1		SW-846 6020B	2/14/25	2/18/25 11:22	AAJ

Pace Analytical Services, LLC - East Longmeadow, Ma

39 Spruce Street * East Longmeadow, MA 01028 * FAX 413/525-6405 * TEL. 413/525-2332

Project Location: 45 Hospital Rd, Medfield, MA Sample Description: Work Order: 25B0691

Date Received: 2/13/2025

Field Sample #: CD-MW-604 Sampled: 2/10/2025 14:35

Sample ID: 25B0691-13

Sample Matrix: Ground Water

Volatile Organic Compounds by GC/MS

Analyte	Results	RL	Units	Dilution	Flag/Qual	Method	Date Prepared	Date/Time Analyzed	Analyst
Acetone	ND	10	µg/L	1		SW-846 8260D	2/14/25	2/14/25 17:24	EEH
tert-Amyl Methyl Ether (TAME)	ND	0.50	µg/L	1		SW-846 8260D	2/14/25	2/14/25 17:24	EEH
Benzene	ND	1.0	µg/L	1		SW-846 8260D	2/14/25	2/14/25 17:24	EEH
Bromobenzene	ND	1.0	µg/L	1		SW-846 8260D	2/14/25	2/14/25 17:24	EEH
Bromochloromethane	ND	1.0	µg/L	1		SW-846 8260D	2/14/25	2/14/25 17:24	EEH
Bromodichloromethane	ND	1.0	µg/L	1		SW-846 8260D	2/14/25	2/14/25 17:24	EEH
Bromoform	ND	1.0	µg/L	1		SW-846 8260D	2/14/25	2/14/25 17:24	EEH
Bromomethane	ND	2.0	µg/L	1	V-05	SW-846 8260D	2/14/25	2/14/25 17:24	EEH
2-Butanone (MEK)	ND	10	µg/L	1		SW-846 8260D	2/14/25	2/14/25 17:24	EEH
n-Butylbenzene	ND	1.0	µg/L	1		SW-846 8260D	2/14/25	2/14/25 17:24	EEH
sec-Butylbenzene	ND	1.0	µg/L	1		SW-846 8260D	2/14/25	2/14/25 17:24	EEH
tert-Butylbenzene	ND	1.0	µg/L	1		SW-846 8260D	2/14/25	2/14/25 17:24	EEH
tert-Butyl Ethyl Ether (TBEE)	ND	0.50	µg/L	1		SW-846 8260D	2/14/25	2/14/25 17:24	EEH
Carbon Disulfide	ND	5.0	µg/L	1	RL-07	SW-846 8260D	2/14/25	2/14/25 17:24	EEH
Carbon Tetrachloride	ND	1.0	µg/L	1		SW-846 8260D	2/14/25	2/14/25 17:24	EEH
Chlorobenzene	ND	1.0	µg/L	1		SW-846 8260D	2/14/25	2/14/25 17:24	EEH
Chlorodibromomethane	ND	0.50	µg/L	1		SW-846 8260D	2/14/25	2/14/25 17:24	EEH
Chloroethane	ND	2.0	µg/L	1		SW-846 8260D	2/14/25	2/14/25 17:24	EEH
Chloroform	ND	2.0	µg/L	1		SW-846 8260D	2/14/25	2/14/25 17:24	EEH
Chloromethane	2.7	2.0	µg/L	1	V-05	SW-846 8260D	2/14/25	2/14/25 17:24	EEH
2-Chlorotoluene	ND	1.0	µg/L	1		SW-846 8260D	2/14/25	2/14/25 17:24	EEH
4-Chlorotoluene	ND	1.0	µg/L	1		SW-846 8260D	2/14/25	2/14/25 17:24	EEH
1,2-Dibromo-3-chloropropane (DBCP)	ND	2.0	µg/L	1		SW-846 8260D	2/14/25	2/14/25 17:24	EEH
1,2-Dibromoethane (EDB)	ND	0.50	µg/L	1		SW-846 8260D	2/14/25	2/14/25 17:24	EEH
Dibromomethane	ND	1.0	µg/L	1		SW-846 8260D	2/14/25	2/14/25 17:24	EEH
1,2-Dichlorobenzene	ND	1.0	µg/L	1		SW-846 8260D	2/14/25	2/14/25 17:24	EEH
1,3-Dichlorobenzene	ND	1.0	µg/L	1		SW-846 8260D	2/14/25	2/14/25 17:24	EEH
1,4-Dichlorobenzene	ND	1.0	µg/L	1		SW-846 8260D	2/14/25	2/14/25 17:24	EEH
Dichlorodifluoromethane (Freon 12)	ND	2.0	µg/L	1		SW-846 8260D	2/14/25	2/14/25 17:24	EEH
1,1-Dichloroethane	ND	1.0	µg/L	1		SW-846 8260D	2/14/25	2/14/25 17:24	EEH
1,2-Dichloroethane	ND	1.0	µg/L	1		SW-846 8260D	2/14/25	2/14/25 17:24	EEH
1,1-Dichloroethylene	ND	1.0	µg/L	1		SW-846 8260D	2/14/25	2/14/25 17:24	EEH
cis-1,2-Dichloroethylene	ND	1.0	µg/L	1		SW-846 8260D	2/14/25	2/14/25 17:24	EEH
trans-1,2-Dichloroethylene	ND	1.0	µg/L	1		SW-846 8260D	2/14/25	2/14/25 17:24	EEH
1,2-Dichloropropane	ND	1.0	µg/L	1		SW-846 8260D	2/14/25	2/14/25 17:24	EEH
1,3-Dichloropropane	ND	0.50	µg/L	1		SW-846 8260D	2/14/25	2/14/25 17:24	EEH
2,2-Dichloropropane	ND	1.0	µg/L	1		SW-846 8260D	2/14/25	2/14/25 17:24	EEH
1,1-Dichloropropene	ND	0.50	µg/L	1		SW-846 8260D	2/14/25	2/14/25 17:24	EEH
cis-1,3-Dichloropropene	ND	0.40	µg/L	1		SW-846 8260D	2/14/25	2/14/25 17:24	EEH
trans-1,3-Dichloropropene	ND	0.40	µg/L	1		SW-846 8260D	2/14/25	2/14/25 17:24	EEH
Diethyl Ether	ND	2.0	µg/L	1		SW-846 8260D	2/14/25	2/14/25 17:24	EEH
Diisopropyl Ether (DIPE)	ND	0.50	µg/L	1		SW-846 8260D	2/14/25	2/14/25 17:24	EEH
1,4-Dioxane	ND	50	µg/L	1		SW-846 8260D	2/14/25	2/14/25 17:24	EEH
Ethylbenzene	ND	1.0	µg/L	1		SW-846 8260D	2/14/25	2/14/25 17:24	EEH

Pace Analytical Services, LLC - East Longmeadow, Ma

39 Spruce Street * East Longmeadow, MA 01028 * FAX 413/525-6405 * TEL. 413/525-2332

Project Location: 45 Hospital Rd, Medfield, MA Sample Description: Work Order: 25B0691

Date Received: 2/13/2025

Field Sample #: CD-MW-604 Sampled: 2/10/2025 14:35

Sample ID: 25B0691-13

Sample Matrix: Ground Water

Volatile Organic Compounds by GC/MS

Analyte	Results	RL	Units	Dilution	Flag/Qual	Method	Date Prepared	Date/Time Analyzed	Analyst
Hexachlorobutadiene	ND	0.60	µg/L	1		SW-846 8260D	2/14/25	2/14/25 17:24	EEH
2-Hexanone (MBK)	ND	10	µg/L	1		SW-846 8260D	2/14/25	2/14/25 17:24	EEH
Isopropylbenzene (Cumene)	ND	1.0	µg/L	1		SW-846 8260D	2/14/25	2/14/25 17:24	EEH
p-Isopropyltoluene (p-Cymene)	ND	1.0	µg/L	1		SW-846 8260D	2/14/25	2/14/25 17:24	EEH
Methyl tert-Butyl Ether (MTBE)	ND	1.0	µg/L	1		SW-846 8260D	2/14/25	2/14/25 17:24	EEH
Methylene Chloride	ND	5.0	µg/L	1	RL-07	SW-846 8260D	2/14/25	2/14/25 17:24	EEH
4-Methyl-2-pentanone (MIBK)	ND	10	µg/L	1		SW-846 8260D	2/14/25	2/14/25 17:24	EEH
Naphthalene	ND	2.0	µg/L	1		SW-846 8260D	2/14/25	2/14/25 17:24	EEH
n-Propylbenzene	ND	1.0	µg/L	1		SW-846 8260D	2/14/25	2/14/25 17:24	EEH
Styrene	ND	1.0	µg/L	1		SW-846 8260D	2/14/25	2/14/25 17:24	EEH
1,1,1,2-Tetrachloroethane	ND	1.0	µg/L	1		SW-846 8260D	2/14/25	2/14/25 17:24	EEH
1,1,2,2-Tetrachloroethane	ND	0.50	µg/L	1		SW-846 8260D	2/14/25	2/14/25 17:24	EEH
Tetrachloroethylene	ND	1.0	µg/L	1		SW-846 8260D	2/14/25	2/14/25 17:24	EEH
Tetrahydrofuran	ND	2.0	µg/L	1		SW-846 8260D	2/14/25	2/14/25 17:24	EEH
Toluene	ND	1.0	µg/L	1		SW-846 8260D	2/14/25	2/14/25 17:24	EEH
1,2,3-Trichlorobenzene	ND	2.0	µg/L	1		SW-846 8260D	2/14/25	2/14/25 17:24	EEH
1,2,4-Trichlorobenzene	ND	1.0	µg/L	1		SW-846 8260D	2/14/25	2/14/25 17:24	EEH
1,1,1-Trichloroethane	ND	1.0	µg/L	1		SW-846 8260D	2/14/25	2/14/25 17:24	EEH
1,1,2-Trichloroethane	ND	1.0	µg/L	1		SW-846 8260D	2/14/25	2/14/25 17:24	EEH
Trichloroethylene	ND	1.0	µg/L	1		SW-846 8260D	2/14/25	2/14/25 17:24	EEH
Trichlorofluoromethane (Freon 11)	ND	2.0	µg/L	1		SW-846 8260D	2/14/25	2/14/25 17:24	EEH
1,2,3-Trichloropropane	ND	2.0	µg/L	1		SW-846 8260D	2/14/25	2/14/25 17:24	EEH
1,2,4-Trimethylbenzene	ND	1.0	µg/L	1		SW-846 8260D	2/14/25	2/14/25 17:24	EEH
1,3,5-Trimethylbenzene	ND	1.0	µg/L	1		SW-846 8260D	2/14/25	2/14/25 17:24	EEH
Vinyl Chloride	ND	2.0	µg/L	1		SW-846 8260D	2/14/25	2/14/25 17:24	EEH
m+p Xylene	ND	2.0	µg/L	1		SW-846 8260D	2/14/25	2/14/25 17:24	EEH
o-Xylene	ND	1.0	µg/L	1		SW-846 8260D	2/14/25	2/14/25 17:24	EEH

Surrogates	% Recovery	Recovery Limits	Flag/Qual	
1,2-Dichloroethane-d4	102	70-130		2/14/25 17:24
Toluene-d8	99.1	70-130		2/14/25 17:24
4-Bromofluorobenzene	101	70-130		2/14/25 17:24

Pace Analytical Services, LLC - East Longmeadow, Ma

39 Spruce Street * East Longmeadow, MA 01028 * FAX 413/525-6405 * TEL. 413/525-2332

Project Location: 45 Hospital Rd, Medfield, MA Sample Description: Work Order: 25B0691

Date Received: 2/13/2025

Field Sample #: CD-MW-604 Sampled: 2/10/2025 14:35

Sample ID: 25B0691-13

Sample Matrix: Ground Water

Metals Analyses (Dissolved)

Analyte	Results	RL	Units	Dilution	Flag/Qual	Method	Date Prepared	Date/Time Analyzed	Analyst
Antimony	ND	1.0	µg/L	1		SW-846 6020B	2/14/25	2/18/25 11:25	AAJ
Arsenic	ND	1.0	µg/L	1		SW-846 6020B	2/14/25	2/18/25 11:25	AAJ
Barium	50	10	µg/L	1		SW-846 6020B	2/14/25	2/18/25 11:25	AAJ
Beryllium	ND	0.40	µg/L	1		SW-846 6020B	2/14/25	2/18/25 11:25	AAJ
Cadmium	1.7	0.20	µg/L	1		SW-846 6020B	2/14/25	2/18/25 11:25	AAJ
Chromium	ND	5.0	µg/L	1		SW-846 6020B	2/14/25	2/18/25 11:25	AAJ
Lead	17	0.50	µg/L	1		SW-846 6020B	2/14/25	2/18/25 11:25	AAJ
Mercury	ND	0.00020	mg/L	1		SW-846 7470A	2/20/25	2/24/25 11:18	AAJ
Nickel	8.8	5.0	µg/L	1		SW-846 6020B	2/14/25	2/18/25 11:25	AAJ
Selenium	ND	5.0	µg/L	1		SW-846 6020B	2/14/25	2/18/25 11:25	AAJ
Silver	ND	0.20	µg/L	1		SW-846 6020B	2/14/25	2/18/25 11:25	AAJ
Thallium	ND	0.20	µg/L	1		SW-846 6020B	2/14/25	2/18/25 11:25	AAJ
Vanadium	ND	10	µg/L	1		SW-846 6020B	2/14/25	2/18/25 11:25	AAJ
Zinc	570	10	µg/L	1		SW-846 6020B	2/14/25	2/18/25 11:25	AAJ

Pace Analytical Services, LLC - East Longmeadow, Ma

39 Spruce Street * East Longmeadow, MA 01028 * FAX 413/525-6405 * TEL. 413/525-2332

Project Location: 45 Hospital Rd, Medfield, MA | Sample Description: | Work Order: 25B0691

Date Received: 2/13/2025

Field Sample #: CD-MW-603 | Sampled: 2/10/2025 15:00

Sample ID: 25B0691-14

Sample Matrix: Ground Water

Volatile Organic Compounds by GC/MS

Analyte	Results	RL	Units	Dilution	Flag/Qual	Method	Date Prepared	Date/Time Analyzed	Analyst
Acetone	ND	10	µg/L	1		SW-846 8260D	2/14/25	2/14/25 17:50	EEH
tert-Amyl Methyl Ether (TAME)	ND	0.50	µg/L	1		SW-846 8260D	2/14/25	2/14/25 17:50	EEH
Benzene	ND	1.0	µg/L	1		SW-846 8260D	2/14/25	2/14/25 17:50	EEH
Bromobenzene	ND	1.0	µg/L	1		SW-846 8260D	2/14/25	2/14/25 17:50	EEH
Bromochloromethane	ND	1.0	µg/L	1		SW-846 8260D	2/14/25	2/14/25 17:50	EEH
Bromodichloromethane	ND	1.0	µg/L	1		SW-846 8260D	2/14/25	2/14/25 17:50	EEH
Bromoform	ND	1.0	µg/L	1		SW-846 8260D	2/14/25	2/14/25 17:50	EEH
Bromomethane	ND	2.0	µg/L	1	V-05	SW-846 8260D	2/14/25	2/14/25 17:50	EEH
2-Butanone (MEK)	ND	10	µg/L	1		SW-846 8260D	2/14/25	2/14/25 17:50	EEH
n-Butylbenzene	ND	1.0	µg/L	1		SW-846 8260D	2/14/25	2/14/25 17:50	EEH
sec-Butylbenzene	ND	1.0	µg/L	1		SW-846 8260D	2/14/25	2/14/25 17:50	EEH
tert-Butylbenzene	ND	1.0	µg/L	1		SW-846 8260D	2/14/25	2/14/25 17:50	EEH
tert-Butyl Ethyl Ether (TBEE)	ND	0.50	µg/L	1		SW-846 8260D	2/14/25	2/14/25 17:50	EEH
Carbon Disulfide	ND	5.0	µg/L	1	RL-07	SW-846 8260D	2/14/25	2/14/25 17:50	EEH
Carbon Tetrachloride	ND	1.0	µg/L	1		SW-846 8260D	2/14/25	2/14/25 17:50	EEH
Chlorobenzene	ND	1.0	µg/L	1		SW-846 8260D	2/14/25	2/14/25 17:50	EEH
Chlorodibromomethane	ND	0.50	µg/L	1		SW-846 8260D	2/14/25	2/14/25 17:50	EEH
Chloroethane	ND	2.0	µg/L	1		SW-846 8260D	2/14/25	2/14/25 17:50	EEH
Chloroform	ND	2.0	µg/L	1		SW-846 8260D	2/14/25	2/14/25 17:50	EEH
Chloromethane	ND	2.0	µg/L	1	V-05	SW-846 8260D	2/14/25	2/14/25 17:50	EEH
2-Chlorotoluene	ND	1.0	µg/L	1		SW-846 8260D	2/14/25	2/14/25 17:50	EEH
4-Chlorotoluene	ND	1.0	µg/L	1		SW-846 8260D	2/14/25	2/14/25 17:50	EEH
1,2-Dibromo-3-chloropropane (DBCP)	ND	2.0	µg/L	1		SW-846 8260D	2/14/25	2/14/25 17:50	EEH
1,2-Dibromoethane (EDB)	ND	0.50	µg/L	1		SW-846 8260D	2/14/25	2/14/25 17:50	EEH
Dibromomethane	ND	1.0	µg/L	1		SW-846 8260D	2/14/25	2/14/25 17:50	EEH
1,2-Dichlorobenzene	ND	1.0	µg/L	1		SW-846 8260D	2/14/25	2/14/25 17:50	EEH
1,3-Dichlorobenzene	ND	1.0	µg/L	1		SW-846 8260D	2/14/25	2/14/25 17:50	EEH
1,4-Dichlorobenzene	ND	1.0	µg/L	1		SW-846 8260D	2/14/25	2/14/25 17:50	EEH
Dichlorodifluoromethane (Freon 12)	ND	2.0	µg/L	1		SW-846 8260D	2/14/25	2/14/25 17:50	EEH
1,1-Dichloroethane	ND	1.0	µg/L	1		SW-846 8260D	2/14/25	2/14/25 17:50	EEH
1,2-Dichloroethane	ND	1.0	µg/L	1		SW-846 8260D	2/14/25	2/14/25 17:50	EEH
1,1-Dichloroethylene	ND	1.0	µg/L	1		SW-846 8260D	2/14/25	2/14/25 17:50	EEH
cis-1,2-Dichloroethylene	ND	1.0	µg/L	1		SW-846 8260D	2/14/25	2/14/25 17:50	EEH
trans-1,2-Dichloroethylene	ND	1.0	µg/L	1		SW-846 8260D	2/14/25	2/14/25 17:50	EEH
1,2-Dichloropropane	ND	1.0	µg/L	1		SW-846 8260D	2/14/25	2/14/25 17:50	EEH
1,3-Dichloropropane	ND	0.50	µg/L	1		SW-846 8260D	2/14/25	2/14/25 17:50	EEH
2,2-Dichloropropane	ND	1.0	µg/L	1		SW-846 8260D	2/14/25	2/14/25 17:50	EEH
1,1-Dichloropropene	ND	0.50	µg/L	1		SW-846 8260D	2/14/25	2/14/25 17:50	EEH
cis-1,3-Dichloropropene	ND	0.40	µg/L	1		SW-846 8260D	2/14/25	2/14/25 17:50	EEH
trans-1,3-Dichloropropene	ND	0.40	µg/L	1		SW-846 8260D	2/14/25	2/14/25 17:50	EEH
Diethyl Ether	ND	2.0	µg/L	1		SW-846 8260D	2/14/25	2/14/25 17:50	EEH
Diisopropyl Ether (DIPE)	ND	0.50	µg/L	1		SW-846 8260D	2/14/25	2/14/25 17:50	EEH
1,4-Dioxane	ND	50	µg/L	1		SW-846 8260D	2/14/25	2/14/25 17:50	EEH
Ethylbenzene	ND	1.0	µg/L	1		SW-846 8260D	2/14/25	2/14/25 17:50	EEH

Pace Analytical Services, LLC - East Longmeadow, Ma

39 Spruce Street * East Longmeadow, MA 01028 * FAX 413/525-6405 * TEL. 413/525-2332

Project Location: 45 Hospital Rd, Medfield, MA | Sample Description: | Work Order: 25B0691

Date Received: 2/13/2025

Field Sample #: CD-MW-603 | Sampled: 2/10/2025 15:00

Sample ID: 25B0691-14

Sample Matrix: Ground Water

Volatile Organic Compounds by GC/MS

Analyte	Results	RL	Units	Dilution	Flag/Qual	Method	Date Prepared	Date/Time Analyzed	Analyst
Hexachlorobutadiene	ND	0.60	µg/L	1		SW-846 8260D	2/14/25	2/14/25 17:50	EEH
2-Hexanone (MBK)	ND	10	µg/L	1		SW-846 8260D	2/14/25	2/14/25 17:50	EEH
Isopropylbenzene (Cumene)	ND	1.0	µg/L	1		SW-846 8260D	2/14/25	2/14/25 17:50	EEH
p-Isopropyltoluene (p-Cymene)	ND	1.0	µg/L	1		SW-846 8260D	2/14/25	2/14/25 17:50	EEH
Methyl tert-Butyl Ether (MTBE)	ND	1.0	µg/L	1		SW-846 8260D	2/14/25	2/14/25 17:50	EEH
Methylene Chloride	ND	5.0	µg/L	1	RL-07	SW-846 8260D	2/14/25	2/14/25 17:50	EEH
4-Methyl-2-pentanone (MIBK)	ND	10	µg/L	1		SW-846 8260D	2/14/25	2/14/25 17:50	EEH
Naphthalene	ND	2.0	µg/L	1		SW-846 8260D	2/14/25	2/14/25 17:50	EEH
n-Propylbenzene	ND	1.0	µg/L	1		SW-846 8260D	2/14/25	2/14/25 17:50	EEH
Styrene	ND	1.0	µg/L	1		SW-846 8260D	2/14/25	2/14/25 17:50	EEH
1,1,1,2-Tetrachloroethane	ND	1.0	µg/L	1		SW-846 8260D	2/14/25	2/14/25 17:50	EEH
1,1,2,2-Tetrachloroethane	ND	0.50	µg/L	1		SW-846 8260D	2/14/25	2/14/25 17:50	EEH
Tetrachloroethylene	ND	1.0	µg/L	1		SW-846 8260D	2/14/25	2/14/25 17:50	EEH
Tetrahydrofuran	ND	2.0	µg/L	1		SW-846 8260D	2/14/25	2/14/25 17:50	EEH
Toluene	ND	1.0	µg/L	1		SW-846 8260D	2/14/25	2/14/25 17:50	EEH
1,2,3-Trichlorobenzene	ND	2.0	µg/L	1		SW-846 8260D	2/14/25	2/14/25 17:50	EEH
1,2,4-Trichlorobenzene	ND	1.0	µg/L	1		SW-846 8260D	2/14/25	2/14/25 17:50	EEH
1,1,1-Trichloroethane	ND	1.0	µg/L	1		SW-846 8260D	2/14/25	2/14/25 17:50	EEH
1,1,2-Trichloroethane	ND	1.0	µg/L	1		SW-846 8260D	2/14/25	2/14/25 17:50	EEH
Trichloroethylene	ND	1.0	µg/L	1		SW-846 8260D	2/14/25	2/14/25 17:50	EEH
Trichlorofluoromethane (Freon 11)	ND	2.0	µg/L	1		SW-846 8260D	2/14/25	2/14/25 17:50	EEH
1,2,3-Trichloropropane	ND	2.0	µg/L	1		SW-846 8260D	2/14/25	2/14/25 17:50	EEH
1,2,4-Trimethylbenzene	ND	1.0	µg/L	1		SW-846 8260D	2/14/25	2/14/25 17:50	EEH
1,3,5-Trimethylbenzene	ND	1.0	µg/L	1		SW-846 8260D	2/14/25	2/14/25 17:50	EEH
Vinyl Chloride	ND	2.0	µg/L	1		SW-846 8260D	2/14/25	2/14/25 17:50	EEH
m+p Xylene	ND	2.0	µg/L	1		SW-846 8260D	2/14/25	2/14/25 17:50	EEH
o-Xylene	ND	1.0	µg/L	1		SW-846 8260D	2/14/25	2/14/25 17:50	EEH

Surrogates	% Recovery	Recovery Limits	Flag/Qual	
1,2-Dichloroethane-d4	103	70-130		2/14/25 17:50
Toluene-d8	98.6	70-130		2/14/25 17:50
4-Bromofluorobenzene	99.1	70-130		2/14/25 17:50

Pace Analytical Services, LLC - East Longmeadow, Ma

39 Spruce Street * East Longmeadow, MA 01028 * FAX 413/525-6405 * TEL. 413/525-2332

Project Location: 45 Hospital Rd, Medfield, MA Sample Description: Work Order: 25B0691

Date Received: 2/13/2025

Field Sample #: CD-MW-603 Sampled: 2/10/2025 15:00

Sample ID: 25B0691-14

Sample Matrix: Ground Water

Metals Analyses (Dissolved)

Analyte	Results	RL	Units	Dilution	Flag/Qual	Method	Date Prepared	Date/Time Analyzed	Analyst
Antimony	ND	1.0	µg/L	1		SW-846 6020B	2/14/25	2/18/25 11:28	AAJ
Arsenic	ND	1.0	µg/L	1		SW-846 6020B	2/14/25	2/18/25 11:28	AAJ
Barium	34	10	µg/L	1		SW-846 6020B	2/14/25	2/18/25 11:28	AAJ
Beryllium	ND	0.40	µg/L	1		SW-846 6020B	2/14/25	2/18/25 11:28	AAJ
Cadmium	2.2	0.20	µg/L	1		SW-846 6020B	2/14/25	2/18/25 11:28	AAJ
Chromium	ND	5.0	µg/L	1		SW-846 6020B	2/14/25	2/18/25 11:28	AAJ
Lead	16	0.50	µg/L	1		SW-846 6020B	2/14/25	2/18/25 11:28	AAJ
Mercury	ND	0.00020	mg/L	1		SW-846 7470A	2/20/25	2/24/25 11:20	AAJ
Nickel	16	5.0	µg/L	1		SW-846 6020B	2/14/25	2/18/25 11:28	AAJ
Selenium	ND	5.0	µg/L	1		SW-846 6020B	2/14/25	2/18/25 11:28	AAJ
Silver	ND	0.20	µg/L	1		SW-846 6020B	2/14/25	2/18/25 11:28	AAJ
Thallium	ND	0.20	µg/L	1		SW-846 6020B	2/14/25	2/18/25 11:28	AAJ
Vanadium	ND	10	µg/L	1		SW-846 6020B	2/14/25	2/18/25 11:28	AAJ
Zinc	790	10	µg/L	1		SW-846 6020B	2/14/25	2/18/25 11:28	AAJ

Pace Analytical Services, LLC - East Longmeadow, Ma

39 Spruce Street * East Longmeadow, MA 01028 * FAX 413/525-6405 * TEL. 413/525-2332

Project Location: 45 Hospital Rd, Medfield, MA Sample Description: Work Order: 25B0691

Date Received: 2/13/2025

Field Sample #: CD-MW-602 Sampled: 2/11/2025 11:00

Sample ID: 25B0691-15

Sample Matrix: Ground Water

Volatile Organic Compounds by GC/MS

Analyte	Results	RL	Units	Dilution	Flag/Qual	Method	Date Prepared	Date/Time Analyzed	Analyst
Acetone	ND	10	µg/L	1		SW-846 8260D	2/14/25	2/14/25 18:15	EEH
tert-Amyl Methyl Ether (TAME)	ND	0.50	µg/L	1		SW-846 8260D	2/14/25	2/14/25 18:15	EEH
Benzene	ND	1.0	µg/L	1		SW-846 8260D	2/14/25	2/14/25 18:15	EEH
Bromobenzene	ND	1.0	µg/L	1		SW-846 8260D	2/14/25	2/14/25 18:15	EEH
Bromochloromethane	ND	1.0	µg/L	1		SW-846 8260D	2/14/25	2/14/25 18:15	EEH
Bromodichloromethane	ND	1.0	µg/L	1		SW-846 8260D	2/14/25	2/14/25 18:15	EEH
Bromoform	ND	1.0	µg/L	1		SW-846 8260D	2/14/25	2/14/25 18:15	EEH
Bromomethane	ND	2.0	µg/L	1	V-05	SW-846 8260D	2/14/25	2/14/25 18:15	EEH
2-Butanone (MEK)	ND	10	µg/L	1		SW-846 8260D	2/14/25	2/14/25 18:15	EEH
n-Butylbenzene	ND	1.0	µg/L	1		SW-846 8260D	2/14/25	2/14/25 18:15	EEH
sec-Butylbenzene	ND	1.0	µg/L	1		SW-846 8260D	2/14/25	2/14/25 18:15	EEH
tert-Butylbenzene	ND	1.0	µg/L	1		SW-846 8260D	2/14/25	2/14/25 18:15	EEH
tert-Butyl Ethyl Ether (TBEE)	ND	0.50	µg/L	1		SW-846 8260D	2/14/25	2/14/25 18:15	EEH
Carbon Disulfide	ND	5.0	µg/L	1	RL-07	SW-846 8260D	2/14/25	2/14/25 18:15	EEH
Carbon Tetrachloride	ND	1.0	µg/L	1		SW-846 8260D	2/14/25	2/14/25 18:15	EEH
Chlorobenzene	ND	1.0	µg/L	1		SW-846 8260D	2/14/25	2/14/25 18:15	EEH
Chlorodibromomethane	ND	0.50	µg/L	1		SW-846 8260D	2/14/25	2/14/25 18:15	EEH
Chloroethane	ND	2.0	µg/L	1		SW-846 8260D	2/14/25	2/14/25 18:15	EEH
Chloroform	ND	2.0	µg/L	1		SW-846 8260D	2/14/25	2/14/25 18:15	EEH
Chloromethane	ND	2.0	µg/L	1	V-05	SW-846 8260D	2/14/25	2/14/25 18:15	EEH
2-Chlorotoluene	ND	1.0	µg/L	1		SW-846 8260D	2/14/25	2/14/25 18:15	EEH
4-Chlorotoluene	ND	1.0	µg/L	1		SW-846 8260D	2/14/25	2/14/25 18:15	EEH
1,2-Dibromo-3-chloropropane (DBCP)	ND	2.0	µg/L	1		SW-846 8260D	2/14/25	2/14/25 18:15	EEH
1,2-Dibromoethane (EDB)	ND	0.50	µg/L	1		SW-846 8260D	2/14/25	2/14/25 18:15	EEH
Dibromomethane	ND	1.0	µg/L	1		SW-846 8260D	2/14/25	2/14/25 18:15	EEH
1,2-Dichlorobenzene	ND	1.0	µg/L	1		SW-846 8260D	2/14/25	2/14/25 18:15	EEH
1,3-Dichlorobenzene	ND	1.0	µg/L	1		SW-846 8260D	2/14/25	2/14/25 18:15	EEH
1,4-Dichlorobenzene	ND	1.0	µg/L	1		SW-846 8260D	2/14/25	2/14/25 18:15	EEH
Dichlorodifluoromethane (Freon 12)	ND	2.0	µg/L	1		SW-846 8260D	2/14/25	2/14/25 18:15	EEH
1,1-Dichloroethane	ND	1.0	µg/L	1		SW-846 8260D	2/14/25	2/14/25 18:15	EEH
1,2-Dichloroethane	ND	1.0	µg/L	1		SW-846 8260D	2/14/25	2/14/25 18:15	EEH
1,1-Dichloroethylene	ND	1.0	µg/L	1		SW-846 8260D	2/14/25	2/14/25 18:15	EEH
cis-1,2-Dichloroethylene	ND	1.0	µg/L	1		SW-846 8260D	2/14/25	2/14/25 18:15	EEH
trans-1,2-Dichloroethylene	ND	1.0	µg/L	1		SW-846 8260D	2/14/25	2/14/25 18:15	EEH
1,2-Dichloropropane	ND	1.0	µg/L	1		SW-846 8260D	2/14/25	2/14/25 18:15	EEH
1,3-Dichloropropane	ND	0.50	µg/L	1		SW-846 8260D	2/14/25	2/14/25 18:15	EEH
2,2-Dichloropropane	ND	1.0	µg/L	1		SW-846 8260D	2/14/25	2/14/25 18:15	EEH
1,1-Dichloropropene	ND	0.50	µg/L	1		SW-846 8260D	2/14/25	2/14/25 18:15	EEH
cis-1,3-Dichloropropene	ND	0.40	µg/L	1		SW-846 8260D	2/14/25	2/14/25 18:15	EEH
trans-1,3-Dichloropropene	ND	0.40	µg/L	1		SW-846 8260D	2/14/25	2/14/25 18:15	EEH
Diethyl Ether	ND	2.0	µg/L	1		SW-846 8260D	2/14/25	2/14/25 18:15	EEH
Diisopropyl Ether (DIPE)	ND	0.50	µg/L	1		SW-846 8260D	2/14/25	2/14/25 18:15	EEH
1,4-Dioxane	ND	50	µg/L	1		SW-846 8260D	2/14/25	2/14/25 18:15	EEH
Ethylbenzene	ND	1.0	µg/L	1		SW-846 8260D	2/14/25	2/14/25 18:15	EEH

Pace Analytical Services, LLC - East Longmeadow, Ma

39 Spruce Street * East Longmeadow, MA 01028 * FAX 413/525-6405 * TEL. 413/525-2332

Project Location: 45 Hospital Rd, Medfield, MA | Sample Description: | Work Order: 25B0691

Date Received: 2/13/2025

Field Sample #: CD-MW-602 | Sampled: 2/11/2025 11:00

Sample ID: 25B0691-15

Sample Matrix: Ground Water

Volatile Organic Compounds by GC/MS

Analyte	Results	RL	Units	Dilution	Flag/Qual	Method	Date Prepared	Date/Time Analyzed	Analyst
Hexachlorobutadiene	ND	0.60	µg/L	1		SW-846 8260D	2/14/25	2/14/25 18:15	EEH
2-Hexanone (MBK)	ND	10	µg/L	1		SW-846 8260D	2/14/25	2/14/25 18:15	EEH
Isopropylbenzene (Cumene)	ND	1.0	µg/L	1		SW-846 8260D	2/14/25	2/14/25 18:15	EEH
p-Isopropyltoluene (p-Cymene)	ND	1.0	µg/L	1		SW-846 8260D	2/14/25	2/14/25 18:15	EEH
Methyl tert-Butyl Ether (MTBE)	ND	1.0	µg/L	1		SW-846 8260D	2/14/25	2/14/25 18:15	EEH
Methylene Chloride	ND	5.0	µg/L	1	RL-07	SW-846 8260D	2/14/25	2/14/25 18:15	EEH
4-Methyl-2-pentanone (MIBK)	ND	10	µg/L	1		SW-846 8260D	2/14/25	2/14/25 18:15	EEH
Naphthalene	ND	2.0	µg/L	1		SW-846 8260D	2/14/25	2/14/25 18:15	EEH
n-Propylbenzene	ND	1.0	µg/L	1		SW-846 8260D	2/14/25	2/14/25 18:15	EEH
Styrene	ND	1.0	µg/L	1		SW-846 8260D	2/14/25	2/14/25 18:15	EEH
1,1,1,2-Tetrachloroethane	ND	1.0	µg/L	1		SW-846 8260D	2/14/25	2/14/25 18:15	EEH
1,1,2,2-Tetrachloroethane	ND	0.50	µg/L	1		SW-846 8260D	2/14/25	2/14/25 18:15	EEH
Tetrachloroethylene	ND	1.0	µg/L	1		SW-846 8260D	2/14/25	2/14/25 18:15	EEH
Tetrahydrofuran	ND	2.0	µg/L	1		SW-846 8260D	2/14/25	2/14/25 18:15	EEH
Toluene	ND	1.0	µg/L	1		SW-846 8260D	2/14/25	2/14/25 18:15	EEH
1,2,3-Trichlorobenzene	ND	2.0	µg/L	1		SW-846 8260D	2/14/25	2/14/25 18:15	EEH
1,2,4-Trichlorobenzene	ND	1.0	µg/L	1		SW-846 8260D	2/14/25	2/14/25 18:15	EEH
1,1,1-Trichloroethane	ND	1.0	µg/L	1		SW-846 8260D	2/14/25	2/14/25 18:15	EEH
1,1,2-Trichloroethane	ND	1.0	µg/L	1		SW-846 8260D	2/14/25	2/14/25 18:15	EEH
Trichloroethylene	ND	1.0	µg/L	1		SW-846 8260D	2/14/25	2/14/25 18:15	EEH
Trichlorofluoromethane (Freon 11)	ND	2.0	µg/L	1		SW-846 8260D	2/14/25	2/14/25 18:15	EEH
1,2,3-Trichloropropane	ND	2.0	µg/L	1		SW-846 8260D	2/14/25	2/14/25 18:15	EEH
1,2,4-Trimethylbenzene	ND	1.0	µg/L	1		SW-846 8260D	2/14/25	2/14/25 18:15	EEH
1,3,5-Trimethylbenzene	ND	1.0	µg/L	1		SW-846 8260D	2/14/25	2/14/25 18:15	EEH
Vinyl Chloride	ND	2.0	µg/L	1		SW-846 8260D	2/14/25	2/14/25 18:15	EEH
m+p Xylene	ND	2.0	µg/L	1		SW-846 8260D	2/14/25	2/14/25 18:15	EEH
o-Xylene	ND	1.0	µg/L	1		SW-846 8260D	2/14/25	2/14/25 18:15	EEH

Surrogates	% Recovery	Recovery Limits	Flag/Qual	
1,2-Dichloroethane-d4	98.5	70-130		2/14/25 18:15
Toluene-d8	96.3	70-130		2/14/25 18:15
4-Bromofluorobenzene	101	70-130		2/14/25 18:15

Pace Analytical Services, LLC - East Longmeadow, Ma

39 Spruce Street * East Longmeadow, MA 01028 * FAX 413/525-6405 * TEL. 413/525-2332

Project Location: 45 Hospital Rd, Medfield, MA Sample Description: Work Order: 25B0691

Date Received: 2/13/2025

Field Sample #: CD-MW-602 Sampled: 2/11/2025 11:00

Sample ID: 25B0691-15

Sample Matrix: Ground Water

Metals Analyses (Dissolved)

Analyte	Results	RL	Units	Dilution	Flag/Qual	Method	Date Prepared	Date/Time Analyzed	Analyst
Antimony	1.1	1.0	µg/L	1		SW-846 6020B	2/14/25	2/18/25 11:31	AAJ
Arsenic	ND	1.0	µg/L	1		SW-846 6020B	2/14/25	2/18/25 11:31	AAJ
Barium	52	10	µg/L	1		SW-846 6020B	2/14/25	2/18/25 11:31	AAJ
Beryllium	ND	0.40	µg/L	1		SW-846 6020B	2/14/25	2/18/25 11:31	AAJ
Cadmium	1.9	0.20	µg/L	1		SW-846 6020B	2/14/25	2/18/25 11:31	AAJ
Chromium	ND	5.0	µg/L	1		SW-846 6020B	2/14/25	2/18/25 11:31	AAJ
Lead	7.4	0.50	µg/L	1		SW-846 6020B	2/14/25	2/18/25 11:31	AAJ
Mercury	ND	0.00020	mg/L	1		SW-846 7470A	2/20/25	2/24/25 11:22	AAJ
Nickel	34	5.0	µg/L	1		SW-846 6020B	2/14/25	2/18/25 11:31	AAJ
Selenium	ND	5.0	µg/L	1		SW-846 6020B	2/14/25	2/18/25 11:31	AAJ
Silver	ND	0.20	µg/L	1		SW-846 6020B	2/14/25	2/18/25 11:31	AAJ
Thallium	ND	0.20	µg/L	1		SW-846 6020B	2/14/25	2/18/25 11:31	AAJ
Vanadium	ND	10	µg/L	1		SW-846 6020B	2/14/25	2/18/25 11:31	AAJ
Zinc	1200	200	µg/L	20		SW-846 6020B	2/14/25	2/21/25 13:23	MJH

Pace Analytical Services, LLC - East Longmeadow, Ma

39 Spruce Street * East Longmeadow, MA 01028 * FAX 413/525-6405 * TEL. 413/525-2332

Project Location: 45 Hospital Rd, Medfield, MA Sample Description: Work Order: 25B0691

Date Received: 2/13/2025

Field Sample #: CD-MW-601 Sampled: 2/11/2025 11:50

Sample ID: 25B0691-16

Sample Matrix: Ground Water

Volatile Organic Compounds by GC/MS

Analyte	Results	RL	Units	Dilution	Flag/Qual	Method	Date Prepared	Date/Time Analyzed	Analyst
Acetone	ND	10	µg/L	1		SW-846 8260D	2/14/25	2/14/25 18:40	EEH
tert-Amyl Methyl Ether (TAME)	ND	0.50	µg/L	1		SW-846 8260D	2/14/25	2/14/25 18:40	EEH
Benzene	ND	1.0	µg/L	1		SW-846 8260D	2/14/25	2/14/25 18:40	EEH
Bromobenzene	ND	1.0	µg/L	1		SW-846 8260D	2/14/25	2/14/25 18:40	EEH
Bromochloromethane	ND	1.0	µg/L	1		SW-846 8260D	2/14/25	2/14/25 18:40	EEH
Bromodichloromethane	ND	1.0	µg/L	1		SW-846 8260D	2/14/25	2/14/25 18:40	EEH
Bromoform	ND	1.0	µg/L	1		SW-846 8260D	2/14/25	2/14/25 18:40	EEH
Bromomethane	ND	2.0	µg/L	1	V-05	SW-846 8260D	2/14/25	2/14/25 18:40	EEH
2-Butanone (MEK)	ND	10	µg/L	1		SW-846 8260D	2/14/25	2/14/25 18:40	EEH
n-Butylbenzene	ND	1.0	µg/L	1		SW-846 8260D	2/14/25	2/14/25 18:40	EEH
sec-Butylbenzene	ND	1.0	µg/L	1		SW-846 8260D	2/14/25	2/14/25 18:40	EEH
tert-Butylbenzene	ND	1.0	µg/L	1		SW-846 8260D	2/14/25	2/14/25 18:40	EEH
tert-Butyl Ethyl Ether (TBEE)	ND	0.50	µg/L	1		SW-846 8260D	2/14/25	2/14/25 18:40	EEH
Carbon Disulfide	ND	5.0	µg/L	1	RL-07	SW-846 8260D	2/14/25	2/14/25 18:40	EEH
Carbon Tetrachloride	ND	1.0	µg/L	1		SW-846 8260D	2/14/25	2/14/25 18:40	EEH
Chlorobenzene	ND	1.0	µg/L	1		SW-846 8260D	2/14/25	2/14/25 18:40	EEH
Chlorodibromomethane	ND	0.50	µg/L	1		SW-846 8260D	2/14/25	2/14/25 18:40	EEH
Chloroethane	ND	2.0	µg/L	1		SW-846 8260D	2/14/25	2/14/25 18:40	EEH
Chloroform	ND	2.0	µg/L	1		SW-846 8260D	2/14/25	2/14/25 18:40	EEH
Chloromethane	ND	2.0	µg/L	1	V-05	SW-846 8260D	2/14/25	2/14/25 18:40	EEH
2-Chlorotoluene	ND	1.0	µg/L	1		SW-846 8260D	2/14/25	2/14/25 18:40	EEH
4-Chlorotoluene	ND	1.0	µg/L	1		SW-846 8260D	2/14/25	2/14/25 18:40	EEH
1,2-Dibromo-3-chloropropane (DBCP)	ND	2.0	µg/L	1		SW-846 8260D	2/14/25	2/14/25 18:40	EEH
1,2-Dibromoethane (EDB)	ND	0.50	µg/L	1		SW-846 8260D	2/14/25	2/14/25 18:40	EEH
Dibromomethane	ND	1.0	µg/L	1		SW-846 8260D	2/14/25	2/14/25 18:40	EEH
1,2-Dichlorobenzene	ND	1.0	µg/L	1		SW-846 8260D	2/14/25	2/14/25 18:40	EEH
1,3-Dichlorobenzene	ND	1.0	µg/L	1		SW-846 8260D	2/14/25	2/14/25 18:40	EEH
1,4-Dichlorobenzene	ND	1.0	µg/L	1		SW-846 8260D	2/14/25	2/14/25 18:40	EEH
Dichlorodifluoromethane (Freon 12)	ND	2.0	µg/L	1		SW-846 8260D	2/14/25	2/14/25 18:40	EEH
1,1-Dichloroethane	ND	1.0	µg/L	1		SW-846 8260D	2/14/25	2/14/25 18:40	EEH
1,2-Dichloroethane	ND	1.0	µg/L	1		SW-846 8260D	2/14/25	2/14/25 18:40	EEH
1,1-Dichloroethylene	ND	1.0	µg/L	1		SW-846 8260D	2/14/25	2/14/25 18:40	EEH
cis-1,2-Dichloroethylene	ND	1.0	µg/L	1		SW-846 8260D	2/14/25	2/14/25 18:40	EEH
trans-1,2-Dichloroethylene	ND	1.0	µg/L	1		SW-846 8260D	2/14/25	2/14/25 18:40	EEH
1,2-Dichloropropane	ND	1.0	µg/L	1		SW-846 8260D	2/14/25	2/14/25 18:40	EEH
1,3-Dichloropropane	ND	0.50	µg/L	1		SW-846 8260D	2/14/25	2/14/25 18:40	EEH
2,2-Dichloropropane	ND	1.0	µg/L	1		SW-846 8260D	2/14/25	2/14/25 18:40	EEH
1,1-Dichloropropene	ND	0.50	µg/L	1		SW-846 8260D	2/14/25	2/14/25 18:40	EEH
cis-1,3-Dichloropropene	ND	0.40	µg/L	1		SW-846 8260D	2/14/25	2/14/25 18:40	EEH
trans-1,3-Dichloropropene	ND	0.40	µg/L	1		SW-846 8260D	2/14/25	2/14/25 18:40	EEH
Diethyl Ether	ND	2.0	µg/L	1		SW-846 8260D	2/14/25	2/14/25 18:40	EEH
Diisopropyl Ether (DIPE)	ND	0.50	µg/L	1		SW-846 8260D	2/14/25	2/14/25 18:40	EEH
1,4-Dioxane	ND	50	µg/L	1		SW-846 8260D	2/14/25	2/14/25 18:40	EEH
Ethylbenzene	ND	1.0	µg/L	1		SW-846 8260D	2/14/25	2/14/25 18:40	EEH

Pace Analytical Services, LLC - East Longmeadow, Ma

39 Spruce Street * East Longmeadow, MA 01028 * FAX 413/525-6405 * TEL. 413/525-2332

Project Location: 45 Hospital Rd, Medfield, MA | Sample Description: | Work Order: 25B0691

Date Received: 2/13/2025

Field Sample #: CD-MW-601 | Sampled: 2/11/2025 11:50

Sample ID: 25B0691-16

Sample Matrix: Ground Water

Volatile Organic Compounds by GC/MS

Analyte	Results	RL	Units	Dilution	Flag/Qual	Method	Date Prepared	Date/Time Analyzed	Analyst
Hexachlorobutadiene	ND	0.60	µg/L	1		SW-846 8260D	2/14/25	2/14/25 18:40	EEH
2-Hexanone (MBK)	ND	10	µg/L	1		SW-846 8260D	2/14/25	2/14/25 18:40	EEH
Isopropylbenzene (Cumene)	ND	1.0	µg/L	1		SW-846 8260D	2/14/25	2/14/25 18:40	EEH
p-Isopropyltoluene (p-Cymene)	ND	1.0	µg/L	1		SW-846 8260D	2/14/25	2/14/25 18:40	EEH
Methyl tert-Butyl Ether (MTBE)	ND	1.0	µg/L	1		SW-846 8260D	2/14/25	2/14/25 18:40	EEH
Methylene Chloride	ND	5.0	µg/L	1	RL-07	SW-846 8260D	2/14/25	2/14/25 18:40	EEH
4-Methyl-2-pentanone (MIBK)	ND	10	µg/L	1		SW-846 8260D	2/14/25	2/14/25 18:40	EEH
Naphthalene	ND	2.0	µg/L	1		SW-846 8260D	2/14/25	2/14/25 18:40	EEH
n-Propylbenzene	ND	1.0	µg/L	1		SW-846 8260D	2/14/25	2/14/25 18:40	EEH
Styrene	ND	1.0	µg/L	1		SW-846 8260D	2/14/25	2/14/25 18:40	EEH
1,1,1,2-Tetrachloroethane	ND	1.0	µg/L	1		SW-846 8260D	2/14/25	2/14/25 18:40	EEH
1,1,2,2-Tetrachloroethane	ND	0.50	µg/L	1		SW-846 8260D	2/14/25	2/14/25 18:40	EEH
Tetrachloroethylene	ND	1.0	µg/L	1		SW-846 8260D	2/14/25	2/14/25 18:40	EEH
Tetrahydrofuran	ND	2.0	µg/L	1		SW-846 8260D	2/14/25	2/14/25 18:40	EEH
Toluene	ND	1.0	µg/L	1		SW-846 8260D	2/14/25	2/14/25 18:40	EEH
1,2,3-Trichlorobenzene	ND	2.0	µg/L	1		SW-846 8260D	2/14/25	2/14/25 18:40	EEH
1,2,4-Trichlorobenzene	ND	1.0	µg/L	1		SW-846 8260D	2/14/25	2/14/25 18:40	EEH
1,1,1-Trichloroethane	ND	1.0	µg/L	1		SW-846 8260D	2/14/25	2/14/25 18:40	EEH
1,1,2-Trichloroethane	ND	1.0	µg/L	1		SW-846 8260D	2/14/25	2/14/25 18:40	EEH
Trichloroethylene	ND	1.0	µg/L	1		SW-846 8260D	2/14/25	2/14/25 18:40	EEH
Trichlorofluoromethane (Freon 11)	ND	2.0	µg/L	1		SW-846 8260D	2/14/25	2/14/25 18:40	EEH
1,2,3-Trichloropropane	ND	2.0	µg/L	1		SW-846 8260D	2/14/25	2/14/25 18:40	EEH
1,2,4-Trimethylbenzene	ND	1.0	µg/L	1		SW-846 8260D	2/14/25	2/14/25 18:40	EEH
1,3,5-Trimethylbenzene	ND	1.0	µg/L	1		SW-846 8260D	2/14/25	2/14/25 18:40	EEH
Vinyl Chloride	ND	2.0	µg/L	1		SW-846 8260D	2/14/25	2/14/25 18:40	EEH
m+p Xylene	ND	2.0	µg/L	1		SW-846 8260D	2/14/25	2/14/25 18:40	EEH
o-Xylene	ND	1.0	µg/L	1		SW-846 8260D	2/14/25	2/14/25 18:40	EEH

Surrogates	% Recovery	Recovery Limits	Flag/Qual	
1,2-Dichloroethane-d4	102	70-130		2/14/25 18:40
Toluene-d8	95.9	70-130		2/14/25 18:40
4-Bromofluorobenzene	105	70-130		2/14/25 18:40

Pace Analytical Services, LLC - East Longmeadow, Ma

39 Spruce Street * East Longmeadow, MA 01028 * FAX 413/525-6405 * TEL. 413/525-2332

Project Location: 45 Hospital Rd, Medfield, MA Sample Description: Work Order: 25B0691

Date Received: 2/13/2025

Field Sample #: CD-MW-601 Sampled: 2/11/2025 11:50

Sample ID: 25B0691-16

Sample Matrix: Ground Water

Metals Analyses (Dissolved)

Analyte	Results	RL	Units	Dilution	Flag/Qual	Method	Date Prepared	Date/Time Analyzed	Analyst
Antimony	ND	1.0	µg/L	1		SW-846 6020B	2/14/25	2/18/25 11:33	AAJ
Arsenic	ND	1.0	µg/L	1		SW-846 6020B	2/14/25	2/18/25 11:33	AAJ
Barium	55	10	µg/L	1		SW-846 6020B	2/14/25	2/18/25 11:33	AAJ
Beryllium	ND	0.40	µg/L	1		SW-846 6020B	2/14/25	2/18/25 11:33	AAJ
Cadmium	4.0	0.20	µg/L	1		SW-846 6020B	2/14/25	2/18/25 11:33	AAJ
Chromium	ND	5.0	µg/L	1		SW-846 6020B	2/14/25	2/18/25 11:33	AAJ
Lead	6.1	0.50	µg/L	1		SW-846 6020B	2/14/25	2/18/25 11:33	AAJ
Mercury	ND	0.00020	mg/L	1		SW-846 7470A	2/20/25	2/24/25 11:24	AAJ
Nickel	29	5.0	µg/L	1		SW-846 6020B	2/14/25	2/18/25 11:33	AAJ
Selenium	ND	5.0	µg/L	1		SW-846 6020B	2/14/25	2/18/25 11:33	AAJ
Silver	ND	0.20	µg/L	1		SW-846 6020B	2/14/25	2/18/25 11:33	AAJ
Thallium	ND	0.20	µg/L	1		SW-846 6020B	2/14/25	2/18/25 11:33	AAJ
Vanadium	ND	10	µg/L	1		SW-846 6020B	2/14/25	2/18/25 11:33	AAJ
Zinc	1800	200	µg/L	20		SW-846 6020B	2/14/25	2/21/25 13:31	MJH

Pace Analytical Services, LLC - East Longmeadow, Ma

39 Spruce Street * East Longmeadow, MA 01028 * FAX 413/525-6405 * TEL. 413/525-2332

Project Location: 45 Hospital Rd, Medfield, MA
Sample Description:
Work Order: 25B0691

Date Received: 2/13/2025

Field Sample #: CD-MW-600
Sampled: 2/12/2025 08:00

Sample ID: 25B0691-17

Sample Matrix: Ground Water

Volatile Organic Compounds by GC/MS

Analyte	Results	RL	Units	Dilution	Flag/Qual	Method	Date Prepared	Date/Time Analyzed	Analyst
Acetone	ND	10	µg/L	1		SW-846 8260D	2/14/25	2/14/25 19:06	EEH
tert-Amyl Methyl Ether (TAME)	ND	0.50	µg/L	1		SW-846 8260D	2/14/25	2/14/25 19:06	EEH
Benzene	ND	1.0	µg/L	1		SW-846 8260D	2/14/25	2/14/25 19:06	EEH
Bromobenzene	ND	1.0	µg/L	1		SW-846 8260D	2/14/25	2/14/25 19:06	EEH
Bromochloromethane	ND	1.0	µg/L	1		SW-846 8260D	2/14/25	2/14/25 19:06	EEH
Bromodichloromethane	ND	1.0	µg/L	1		SW-846 8260D	2/14/25	2/14/25 19:06	EEH
Bromoform	ND	1.0	µg/L	1		SW-846 8260D	2/14/25	2/14/25 19:06	EEH
Bromomethane	ND	2.0	µg/L	1	V-05	SW-846 8260D	2/14/25	2/14/25 19:06	EEH
2-Butanone (MEK)	ND	10	µg/L	1		SW-846 8260D	2/14/25	2/14/25 19:06	EEH
n-Butylbenzene	ND	1.0	µg/L	1		SW-846 8260D	2/14/25	2/14/25 19:06	EEH
sec-Butylbenzene	ND	1.0	µg/L	1		SW-846 8260D	2/14/25	2/14/25 19:06	EEH
tert-Butylbenzene	ND	1.0	µg/L	1		SW-846 8260D	2/14/25	2/14/25 19:06	EEH
tert-Butyl Ethyl Ether (TBEE)	ND	0.50	µg/L	1		SW-846 8260D	2/14/25	2/14/25 19:06	EEH
Carbon Disulfide	ND	5.0	µg/L	1	RL-07	SW-846 8260D	2/14/25	2/14/25 19:06	EEH
Carbon Tetrachloride	ND	1.0	µg/L	1		SW-846 8260D	2/14/25	2/14/25 19:06	EEH
Chlorobenzene	ND	1.0	µg/L	1		SW-846 8260D	2/14/25	2/14/25 19:06	EEH
Chlorodibromomethane	ND	0.50	µg/L	1		SW-846 8260D	2/14/25	2/14/25 19:06	EEH
Chloroethane	ND	2.0	µg/L	1		SW-846 8260D	2/14/25	2/14/25 19:06	EEH
Chloroform	ND	2.0	µg/L	1		SW-846 8260D	2/14/25	2/14/25 19:06	EEH
Chloromethane	ND	2.0	µg/L	1	V-05	SW-846 8260D	2/14/25	2/14/25 19:06	EEH
2-Chlorotoluene	ND	1.0	µg/L	1		SW-846 8260D	2/14/25	2/14/25 19:06	EEH
4-Chlorotoluene	ND	1.0	µg/L	1		SW-846 8260D	2/14/25	2/14/25 19:06	EEH
1,2-Dibromo-3-chloropropane (DBCP)	ND	2.0	µg/L	1		SW-846 8260D	2/14/25	2/14/25 19:06	EEH
1,2-Dibromoethane (EDB)	ND	0.50	µg/L	1		SW-846 8260D	2/14/25	2/14/25 19:06	EEH
Dibromomethane	ND	1.0	µg/L	1		SW-846 8260D	2/14/25	2/14/25 19:06	EEH
1,2-Dichlorobenzene	ND	1.0	µg/L	1		SW-846 8260D	2/14/25	2/14/25 19:06	EEH
1,3-Dichlorobenzene	ND	1.0	µg/L	1		SW-846 8260D	2/14/25	2/14/25 19:06	EEH
1,4-Dichlorobenzene	ND	1.0	µg/L	1		SW-846 8260D	2/14/25	2/14/25 19:06	EEH
Dichlorodifluoromethane (Freon 12)	ND	2.0	µg/L	1		SW-846 8260D	2/14/25	2/14/25 19:06	EEH
1,1-Dichloroethane	ND	1.0	µg/L	1		SW-846 8260D	2/14/25	2/14/25 19:06	EEH
1,2-Dichloroethane	ND	1.0	µg/L	1		SW-846 8260D	2/14/25	2/14/25 19:06	EEH
1,1-Dichloroethylene	ND	1.0	µg/L	1		SW-846 8260D	2/14/25	2/14/25 19:06	EEH
cis-1,2-Dichloroethylene	ND	1.0	µg/L	1		SW-846 8260D	2/14/25	2/14/25 19:06	EEH
trans-1,2-Dichloroethylene	ND	1.0	µg/L	1		SW-846 8260D	2/14/25	2/14/25 19:06	EEH
1,2-Dichloropropane	ND	1.0	µg/L	1		SW-846 8260D	2/14/25	2/14/25 19:06	EEH
1,3-Dichloropropane	ND	0.50	µg/L	1		SW-846 8260D	2/14/25	2/14/25 19:06	EEH
2,2-Dichloropropane	ND	1.0	µg/L	1		SW-846 8260D	2/14/25	2/14/25 19:06	EEH
1,1-Dichloropropene	ND	0.50	µg/L	1		SW-846 8260D	2/14/25	2/14/25 19:06	EEH
cis-1,3-Dichloropropene	ND	0.40	µg/L	1		SW-846 8260D	2/14/25	2/14/25 19:06	EEH
trans-1,3-Dichloropropene	ND	0.40	µg/L	1		SW-846 8260D	2/14/25	2/14/25 19:06	EEH
Diethyl Ether	ND	2.0	µg/L	1		SW-846 8260D	2/14/25	2/14/25 19:06	EEH
Diisopropyl Ether (DIPE)	ND	0.50	µg/L	1		SW-846 8260D	2/14/25	2/14/25 19:06	EEH
1,4-Dioxane	ND	50	µg/L	1		SW-846 8260D	2/14/25	2/14/25 19:06	EEH
Ethylbenzene	ND	1.0	µg/L	1		SW-846 8260D	2/14/25	2/14/25 19:06	EEH

Pace Analytical Services, LLC - East Longmeadow, Ma

39 Spruce Street * East Longmeadow, MA 01028 * FAX 413/525-6405 * TEL. 413/525-2332

Project Location: 45 Hospital Rd, Medfield, MA | Sample Description: | Work Order: 25B0691

Date Received: 2/13/2025

Field Sample #: CD-MW-600 | Sampled: 2/12/2025 08:00

Sample ID: 25B0691-17

Sample Matrix: Ground Water

Volatile Organic Compounds by GC/MS

Analyte	Results	RL	Units	Dilution	Flag/Qual	Method	Date Prepared	Date/Time Analyzed	Analyst
Hexachlorobutadiene	ND	0.60	µg/L	1		SW-846 8260D	2/14/25	2/14/25 19:06	EEH
2-Hexanone (MBK)	ND	10	µg/L	1		SW-846 8260D	2/14/25	2/14/25 19:06	EEH
Isopropylbenzene (Cumene)	ND	1.0	µg/L	1		SW-846 8260D	2/14/25	2/14/25 19:06	EEH
p-Isopropyltoluene (p-Cymene)	ND	1.0	µg/L	1		SW-846 8260D	2/14/25	2/14/25 19:06	EEH
Methyl tert-Butyl Ether (MTBE)	ND	1.0	µg/L	1		SW-846 8260D	2/14/25	2/14/25 19:06	EEH
Methylene Chloride	ND	5.0	µg/L	1	RL-07	SW-846 8260D	2/14/25	2/14/25 19:06	EEH
4-Methyl-2-pentanone (MIBK)	ND	10	µg/L	1		SW-846 8260D	2/14/25	2/14/25 19:06	EEH
Naphthalene	ND	2.0	µg/L	1		SW-846 8260D	2/14/25	2/14/25 19:06	EEH
n-Propylbenzene	ND	1.0	µg/L	1		SW-846 8260D	2/14/25	2/14/25 19:06	EEH
Styrene	ND	1.0	µg/L	1		SW-846 8260D	2/14/25	2/14/25 19:06	EEH
1,1,1,2-Tetrachloroethane	ND	1.0	µg/L	1		SW-846 8260D	2/14/25	2/14/25 19:06	EEH
1,1,2,2-Tetrachloroethane	ND	0.50	µg/L	1		SW-846 8260D	2/14/25	2/14/25 19:06	EEH
Tetrachloroethylene	ND	1.0	µg/L	1		SW-846 8260D	2/14/25	2/14/25 19:06	EEH
Tetrahydrofuran	ND	2.0	µg/L	1		SW-846 8260D	2/14/25	2/14/25 19:06	EEH
Toluene	ND	1.0	µg/L	1		SW-846 8260D	2/14/25	2/14/25 19:06	EEH
1,2,3-Trichlorobenzene	ND	2.0	µg/L	1		SW-846 8260D	2/14/25	2/14/25 19:06	EEH
1,2,4-Trichlorobenzene	ND	1.0	µg/L	1		SW-846 8260D	2/14/25	2/14/25 19:06	EEH
1,1,1-Trichloroethane	ND	1.0	µg/L	1		SW-846 8260D	2/14/25	2/14/25 19:06	EEH
1,1,2-Trichloroethane	ND	1.0	µg/L	1		SW-846 8260D	2/14/25	2/14/25 19:06	EEH
Trichloroethylene	ND	1.0	µg/L	1		SW-846 8260D	2/14/25	2/14/25 19:06	EEH
Trichlorofluoromethane (Freon 11)	ND	2.0	µg/L	1		SW-846 8260D	2/14/25	2/14/25 19:06	EEH
1,2,3-Trichloropropane	ND	2.0	µg/L	1		SW-846 8260D	2/14/25	2/14/25 19:06	EEH
1,2,4-Trimethylbenzene	ND	1.0	µg/L	1		SW-846 8260D	2/14/25	2/14/25 19:06	EEH
1,3,5-Trimethylbenzene	ND	1.0	µg/L	1		SW-846 8260D	2/14/25	2/14/25 19:06	EEH
Vinyl Chloride	ND	2.0	µg/L	1		SW-846 8260D	2/14/25	2/14/25 19:06	EEH
m+p Xylene	ND	2.0	µg/L	1		SW-846 8260D	2/14/25	2/14/25 19:06	EEH
o-Xylene	ND	1.0	µg/L	1		SW-846 8260D	2/14/25	2/14/25 19:06	EEH

Surrogates	% Recovery	Recovery Limits	Flag/Qual		
1,2-Dichloroethane-d4	102	70-130		2/14/25	19:06
Toluene-d8	98.2	70-130		2/14/25	19:06
4-Bromofluorobenzene	101	70-130		2/14/25	19:06

Pace Analytical Services, LLC - East Longmeadow, Ma

39 Spruce Street * East Longmeadow, MA 01028 * FAX 413/525-6405 * TEL. 413/525-2332

Project Location: 45 Hospital Rd, Medfield, MA Sample Description: Work Order: 25B0691

Date Received: 2/13/2025

Field Sample #: CD-MW-600 Sampled: 2/12/2025 08:00

Sample ID: 25B0691-17

Sample Matrix: Ground Water

Metals Analyses (Dissolved)

Analyte	Results	RL	Units	Dilution	Flag/Qual	Method	Date Prepared	Date/Time Analyzed	Analyst
Antimony	ND	1.0	µg/L	1		SW-846 6020B	2/14/25	2/18/25 11:36	AAJ
Arsenic	8.2	1.0	µg/L	1		SW-846 6020B	2/14/25	2/18/25 11:36	AAJ
Barium	64	10	µg/L	1		SW-846 6020B	2/14/25	2/18/25 11:36	AAJ
Beryllium	ND	0.40	µg/L	1		SW-846 6020B	2/14/25	2/18/25 11:36	AAJ
Cadmium	ND	0.20	µg/L	1		SW-846 6020B	2/14/25	2/18/25 11:36	AAJ
Chromium	ND	5.0	µg/L	1		SW-846 6020B	2/14/25	2/18/25 11:36	AAJ
Lead	9.2	0.50	µg/L	1		SW-846 6020B	2/14/25	2/18/25 11:36	AAJ
Mercury	ND	0.00020	mg/L	1		SW-846 7470A	2/20/25	2/24/25 11:26	AAJ
Nickel	8.0	5.0	µg/L	1		SW-846 6020B	2/14/25	2/18/25 11:36	AAJ
Selenium	ND	5.0	µg/L	1		SW-846 6020B	2/14/25	2/18/25 11:36	AAJ
Silver	ND	0.20	µg/L	1		SW-846 6020B	2/14/25	2/18/25 11:36	AAJ
Thallium	ND	0.20	µg/L	1		SW-846 6020B	2/14/25	2/18/25 11:36	AAJ
Vanadium	ND	10	µg/L	1		SW-846 6020B	2/14/25	2/18/25 11:36	AAJ
Zinc	30	10	µg/L	1		SW-846 6020B	2/14/25	2/18/25 11:36	AAJ

Pace Analytical Services, LLC - East Longmeadow, Ma

39 Spruce Street * East Longmeadow, MA 01028 * FAX 413/525-6405 * TEL. 413/525-2332

Project Location: 45 Hospital Rd, Medfield, MA Sample Description: Work Order: 25B0691

Date Received: 2/13/2025

Field Sample #: DUP-1 Sampled: 2/10/2025 00:00

Sample ID: 25B0691-18

Sample Matrix: Ground Water

Volatile Organic Compounds by GC/MS

Analyte	Results	RL	Units	Dilution	Flag/Qual	Method	Date Prepared	Date/Time Analyzed	Analyst
Acetone	ND	10	µg/L	1		SW-846 8260D	2/14/25	2/14/25 19:31	EEH
tert-Amyl Methyl Ether (TAME)	ND	0.50	µg/L	1		SW-846 8260D	2/14/25	2/14/25 19:31	EEH
Benzene	ND	1.0	µg/L	1		SW-846 8260D	2/14/25	2/14/25 19:31	EEH
Bromobenzene	ND	1.0	µg/L	1		SW-846 8260D	2/14/25	2/14/25 19:31	EEH
Bromochloromethane	ND	1.0	µg/L	1		SW-846 8260D	2/14/25	2/14/25 19:31	EEH
Bromodichloromethane	ND	1.0	µg/L	1		SW-846 8260D	2/14/25	2/14/25 19:31	EEH
Bromoform	ND	1.0	µg/L	1		SW-846 8260D	2/14/25	2/14/25 19:31	EEH
Bromomethane	ND	2.0	µg/L	1	V-05	SW-846 8260D	2/14/25	2/14/25 19:31	EEH
2-Butanone (MEK)	ND	10	µg/L	1		SW-846 8260D	2/14/25	2/14/25 19:31	EEH
n-Butylbenzene	ND	1.0	µg/L	1		SW-846 8260D	2/14/25	2/14/25 19:31	EEH
sec-Butylbenzene	ND	1.0	µg/L	1		SW-846 8260D	2/14/25	2/14/25 19:31	EEH
tert-Butylbenzene	ND	1.0	µg/L	1		SW-846 8260D	2/14/25	2/14/25 19:31	EEH
tert-Butyl Ethyl Ether (TBEE)	ND	0.50	µg/L	1		SW-846 8260D	2/14/25	2/14/25 19:31	EEH
Carbon Disulfide	ND	5.0	µg/L	1	RL-07	SW-846 8260D	2/14/25	2/14/25 19:31	EEH
Carbon Tetrachloride	ND	1.0	µg/L	1		SW-846 8260D	2/14/25	2/14/25 19:31	EEH
Chlorobenzene	ND	1.0	µg/L	1		SW-846 8260D	2/14/25	2/14/25 19:31	EEH
Chlorodibromomethane	ND	0.50	µg/L	1		SW-846 8260D	2/14/25	2/14/25 19:31	EEH
Chloroethane	ND	2.0	µg/L	1		SW-846 8260D	2/14/25	2/14/25 19:31	EEH
Chloroform	ND	2.0	µg/L	1		SW-846 8260D	2/14/25	2/14/25 19:31	EEH
Chloromethane	ND	2.0	µg/L	1	V-05	SW-846 8260D	2/14/25	2/14/25 19:31	EEH
2-Chlorotoluene	ND	1.0	µg/L	1		SW-846 8260D	2/14/25	2/14/25 19:31	EEH
4-Chlorotoluene	ND	1.0	µg/L	1		SW-846 8260D	2/14/25	2/14/25 19:31	EEH
1,2-Dibromo-3-chloropropane (DBCP)	ND	2.0	µg/L	1		SW-846 8260D	2/14/25	2/14/25 19:31	EEH
1,2-Dibromoethane (EDB)	ND	0.50	µg/L	1		SW-846 8260D	2/14/25	2/14/25 19:31	EEH
Dibromomethane	ND	1.0	µg/L	1		SW-846 8260D	2/14/25	2/14/25 19:31	EEH
1,2-Dichlorobenzene	ND	1.0	µg/L	1		SW-846 8260D	2/14/25	2/14/25 19:31	EEH
1,3-Dichlorobenzene	ND	1.0	µg/L	1		SW-846 8260D	2/14/25	2/14/25 19:31	EEH
1,4-Dichlorobenzene	ND	1.0	µg/L	1		SW-846 8260D	2/14/25	2/14/25 19:31	EEH
Dichlorodifluoromethane (Freon 12)	ND	2.0	µg/L	1		SW-846 8260D	2/14/25	2/14/25 19:31	EEH
1,1-Dichloroethane	ND	1.0	µg/L	1		SW-846 8260D	2/14/25	2/14/25 19:31	EEH
1,2-Dichloroethane	ND	1.0	µg/L	1		SW-846 8260D	2/14/25	2/14/25 19:31	EEH
1,1-Dichloroethylene	ND	1.0	µg/L	1		SW-846 8260D	2/14/25	2/14/25 19:31	EEH
cis-1,2-Dichloroethylene	ND	1.0	µg/L	1		SW-846 8260D	2/14/25	2/14/25 19:31	EEH
trans-1,2-Dichloroethylene	ND	1.0	µg/L	1		SW-846 8260D	2/14/25	2/14/25 19:31	EEH
1,2-Dichloropropane	ND	1.0	µg/L	1		SW-846 8260D	2/14/25	2/14/25 19:31	EEH
1,3-Dichloropropane	ND	0.50	µg/L	1		SW-846 8260D	2/14/25	2/14/25 19:31	EEH
2,2-Dichloropropane	ND	1.0	µg/L	1		SW-846 8260D	2/14/25	2/14/25 19:31	EEH
1,1-Dichloropropene	ND	0.50	µg/L	1		SW-846 8260D	2/14/25	2/14/25 19:31	EEH
cis-1,3-Dichloropropene	ND	0.40	µg/L	1		SW-846 8260D	2/14/25	2/14/25 19:31	EEH
trans-1,3-Dichloropropene	ND	0.40	µg/L	1		SW-846 8260D	2/14/25	2/14/25 19:31	EEH
Diethyl Ether	ND	2.0	µg/L	1		SW-846 8260D	2/14/25	2/14/25 19:31	EEH
Diisopropyl Ether (DIPE)	ND	0.50	µg/L	1		SW-846 8260D	2/14/25	2/14/25 19:31	EEH
1,4-Dioxane	ND	50	µg/L	1		SW-846 8260D	2/14/25	2/14/25 19:31	EEH
Ethylbenzene	ND	1.0	µg/L	1		SW-846 8260D	2/14/25	2/14/25 19:31	EEH

Pace Analytical Services, LLC - East Longmeadow, Ma

39 Spruce Street * East Longmeadow, MA 01028 * FAX 413/525-6405 * TEL. 413/525-2332

Project Location: 45 Hospital Rd, Medfield, MA | Sample Description: | Work Order: 25B0691

Date Received: 2/13/2025

Field Sample #: DUP-1 | Sampled: 2/10/2025 00:00

Sample ID: 25B0691-18

Sample Matrix: Ground Water

Volatile Organic Compounds by GC/MS

Analyte	Results	RL	Units	Dilution	Flag/Qual	Method	Date Prepared	Date/Time Analyzed	Analyst
Hexachlorobutadiene	ND	0.60	µg/L	1		SW-846 8260D	2/14/25	2/14/25 19:31	EEH
2-Hexanone (MBK)	ND	10	µg/L	1		SW-846 8260D	2/14/25	2/14/25 19:31	EEH
Isopropylbenzene (Cumene)	ND	1.0	µg/L	1		SW-846 8260D	2/14/25	2/14/25 19:31	EEH
p-Isopropyltoluene (p-Cymene)	ND	1.0	µg/L	1		SW-846 8260D	2/14/25	2/14/25 19:31	EEH
Methyl tert-Butyl Ether (MTBE)	ND	1.0	µg/L	1		SW-846 8260D	2/14/25	2/14/25 19:31	EEH
Methylene Chloride	ND	5.0	µg/L	1	RL-07	SW-846 8260D	2/14/25	2/14/25 19:31	EEH
4-Methyl-2-pentanone (MIBK)	ND	10	µg/L	1		SW-846 8260D	2/14/25	2/14/25 19:31	EEH
Naphthalene	ND	2.0	µg/L	1		SW-846 8260D	2/14/25	2/14/25 19:31	EEH
n-Propylbenzene	ND	1.0	µg/L	1		SW-846 8260D	2/14/25	2/14/25 19:31	EEH
Styrene	ND	1.0	µg/L	1		SW-846 8260D	2/14/25	2/14/25 19:31	EEH
1,1,1,2-Tetrachloroethane	ND	1.0	µg/L	1		SW-846 8260D	2/14/25	2/14/25 19:31	EEH
1,1,2,2-Tetrachloroethane	ND	0.50	µg/L	1		SW-846 8260D	2/14/25	2/14/25 19:31	EEH
Tetrachloroethylene	7.4	1.0	µg/L	1		SW-846 8260D	2/14/25	2/14/25 19:31	EEH
Tetrahydrofuran	ND	2.0	µg/L	1		SW-846 8260D	2/14/25	2/14/25 19:31	EEH
Toluene	ND	1.0	µg/L	1		SW-846 8260D	2/14/25	2/14/25 19:31	EEH
1,2,3-Trichlorobenzene	ND	2.0	µg/L	1		SW-846 8260D	2/14/25	2/14/25 19:31	EEH
1,2,4-Trichlorobenzene	ND	1.0	µg/L	1		SW-846 8260D	2/14/25	2/14/25 19:31	EEH
1,1,1-Trichloroethane	ND	1.0	µg/L	1		SW-846 8260D	2/14/25	2/14/25 19:31	EEH
1,1,2-Trichloroethane	ND	1.0	µg/L	1		SW-846 8260D	2/14/25	2/14/25 19:31	EEH
Trichloroethylene	ND	1.0	µg/L	1		SW-846 8260D	2/14/25	2/14/25 19:31	EEH
Trichlorofluoromethane (Freon 11)	ND	2.0	µg/L	1		SW-846 8260D	2/14/25	2/14/25 19:31	EEH
1,2,3-Trichloropropane	ND	2.0	µg/L	1		SW-846 8260D	2/14/25	2/14/25 19:31	EEH
1,2,4-Trimethylbenzene	ND	1.0	µg/L	1		SW-846 8260D	2/14/25	2/14/25 19:31	EEH
1,3,5-Trimethylbenzene	ND	1.0	µg/L	1		SW-846 8260D	2/14/25	2/14/25 19:31	EEH
Vinyl Chloride	ND	2.0	µg/L	1		SW-846 8260D	2/14/25	2/14/25 19:31	EEH
m+p Xylene	ND	2.0	µg/L	1		SW-846 8260D	2/14/25	2/14/25 19:31	EEH
o-Xylene	ND	1.0	µg/L	1		SW-846 8260D	2/14/25	2/14/25 19:31	EEH

Surrogates	% Recovery	Recovery Limits	Flag/Qual		
1,2-Dichloroethane-d4	99.2	70-130		2/14/25	19:31
Toluene-d8	98.3	70-130		2/14/25	19:31
4-Bromofluorobenzene	98.1	70-130		2/14/25	19:31

Pace Analytical Services, LLC - East Longmeadow, Ma

39 Spruce Street * East Longmeadow, MA 01028 * FAX 413/525-6405 * TEL. 413/525-2332

Project Location: 45 Hospital Rd, Medfield, MA Sample Description: Work Order: 25B0691

Date Received: 2/13/2025

Field Sample #: DUP-2 Sampled: 2/10/2025 00:00

Sample ID: 25B0691-19

Sample Matrix: Ground Water

Volatile Organic Compounds by GC/MS

Analyte	Results	RL	Units	Dilution	Flag/Qual	Method	Date Prepared	Date/Time Analyzed	Analyst
Acetone	ND	10	µg/L	1		SW-846 8260D	2/14/25	2/14/25 19:57	EEH
tert-Amyl Methyl Ether (TAME)	ND	0.50	µg/L	1		SW-846 8260D	2/14/25	2/14/25 19:57	EEH
Benzene	ND	1.0	µg/L	1		SW-846 8260D	2/14/25	2/14/25 19:57	EEH
Bromobenzene	ND	1.0	µg/L	1		SW-846 8260D	2/14/25	2/14/25 19:57	EEH
Bromochloromethane	ND	1.0	µg/L	1		SW-846 8260D	2/14/25	2/14/25 19:57	EEH
Bromodichloromethane	ND	1.0	µg/L	1		SW-846 8260D	2/14/25	2/14/25 19:57	EEH
Bromoform	ND	1.0	µg/L	1		SW-846 8260D	2/14/25	2/14/25 19:57	EEH
Bromomethane	ND	2.0	µg/L	1	V-05	SW-846 8260D	2/14/25	2/14/25 19:57	EEH
2-Butanone (MEK)	ND	10	µg/L	1		SW-846 8260D	2/14/25	2/14/25 19:57	EEH
n-Butylbenzene	ND	1.0	µg/L	1		SW-846 8260D	2/14/25	2/14/25 19:57	EEH
sec-Butylbenzene	ND	1.0	µg/L	1		SW-846 8260D	2/14/25	2/14/25 19:57	EEH
tert-Butylbenzene	ND	1.0	µg/L	1		SW-846 8260D	2/14/25	2/14/25 19:57	EEH
tert-Butyl Ethyl Ether (TBEE)	ND	0.50	µg/L	1		SW-846 8260D	2/14/25	2/14/25 19:57	EEH
Carbon Disulfide	ND	5.0	µg/L	1	RL-07	SW-846 8260D	2/14/25	2/14/25 19:57	EEH
Carbon Tetrachloride	ND	1.0	µg/L	1		SW-846 8260D	2/14/25	2/14/25 19:57	EEH
Chlorobenzene	ND	1.0	µg/L	1		SW-846 8260D	2/14/25	2/14/25 19:57	EEH
Chlorodibromomethane	ND	0.50	µg/L	1		SW-846 8260D	2/14/25	2/14/25 19:57	EEH
Chloroethane	ND	2.0	µg/L	1		SW-846 8260D	2/14/25	2/14/25 19:57	EEH
Chloroform	ND	2.0	µg/L	1		SW-846 8260D	2/14/25	2/14/25 19:57	EEH
Chloromethane	ND	2.0	µg/L	1	V-05	SW-846 8260D	2/14/25	2/14/25 19:57	EEH
2-Chlorotoluene	ND	1.0	µg/L	1		SW-846 8260D	2/14/25	2/14/25 19:57	EEH
4-Chlorotoluene	ND	1.0	µg/L	1		SW-846 8260D	2/14/25	2/14/25 19:57	EEH
1,2-Dibromo-3-chloropropane (DBCP)	ND	2.0	µg/L	1		SW-846 8260D	2/14/25	2/14/25 19:57	EEH
1,2-Dibromoethane (EDB)	ND	0.50	µg/L	1		SW-846 8260D	2/14/25	2/14/25 19:57	EEH
Dibromomethane	ND	1.0	µg/L	1		SW-846 8260D	2/14/25	2/14/25 19:57	EEH
1,2-Dichlorobenzene	ND	1.0	µg/L	1		SW-846 8260D	2/14/25	2/14/25 19:57	EEH
1,3-Dichlorobenzene	ND	1.0	µg/L	1		SW-846 8260D	2/14/25	2/14/25 19:57	EEH
1,4-Dichlorobenzene	ND	1.0	µg/L	1		SW-846 8260D	2/14/25	2/14/25 19:57	EEH
Dichlorodifluoromethane (Freon 12)	ND	2.0	µg/L	1		SW-846 8260D	2/14/25	2/14/25 19:57	EEH
1,1-Dichloroethane	ND	1.0	µg/L	1		SW-846 8260D	2/14/25	2/14/25 19:57	EEH
1,2-Dichloroethane	ND	1.0	µg/L	1		SW-846 8260D	2/14/25	2/14/25 19:57	EEH
1,1-Dichloroethylene	ND	1.0	µg/L	1		SW-846 8260D	2/14/25	2/14/25 19:57	EEH
cis-1,2-Dichloroethylene	ND	1.0	µg/L	1		SW-846 8260D	2/14/25	2/14/25 19:57	EEH
trans-1,2-Dichloroethylene	ND	1.0	µg/L	1		SW-846 8260D	2/14/25	2/14/25 19:57	EEH
1,2-Dichloropropane	ND	1.0	µg/L	1		SW-846 8260D	2/14/25	2/14/25 19:57	EEH
1,3-Dichloropropane	ND	0.50	µg/L	1		SW-846 8260D	2/14/25	2/14/25 19:57	EEH
2,2-Dichloropropane	ND	1.0	µg/L	1		SW-846 8260D	2/14/25	2/14/25 19:57	EEH
1,1-Dichloropropene	ND	0.50	µg/L	1		SW-846 8260D	2/14/25	2/14/25 19:57	EEH
cis-1,3-Dichloropropene	ND	0.40	µg/L	1		SW-846 8260D	2/14/25	2/14/25 19:57	EEH
trans-1,3-Dichloropropene	ND	0.40	µg/L	1		SW-846 8260D	2/14/25	2/14/25 19:57	EEH
Diethyl Ether	ND	2.0	µg/L	1		SW-846 8260D	2/14/25	2/14/25 19:57	EEH
Diisopropyl Ether (DIPE)	ND	0.50	µg/L	1		SW-846 8260D	2/14/25	2/14/25 19:57	EEH
1,4-Dioxane	ND	50	µg/L	1		SW-846 8260D	2/14/25	2/14/25 19:57	EEH
Ethylbenzene	ND	1.0	µg/L	1		SW-846 8260D	2/14/25	2/14/25 19:57	EEH

Pace Analytical Services, LLC - East Longmeadow, Ma

39 Spruce Street * East Longmeadow, MA 01028 * FAX 413/525-6405 * TEL. 413/525-2332

Project Location: 45 Hospital Rd, Medfield, MA | Sample Description: | Work Order: 25B0691

Date Received: 2/13/2025

Field Sample #: DUP-2 | Sampled: 2/10/2025 00:00

Sample ID: 25B0691-19

Sample Matrix: Ground Water

Volatile Organic Compounds by GC/MS

Analyte	Results	RL	Units	Dilution	Flag/Qual	Method	Date Prepared	Date/Time Analyzed	Analyst
Hexachlorobutadiene	ND	0.60	µg/L	1		SW-846 8260D	2/14/25	2/14/25 19:57	EEH
2-Hexanone (MBK)	ND	10	µg/L	1		SW-846 8260D	2/14/25	2/14/25 19:57	EEH
Isopropylbenzene (Cumene)	ND	1.0	µg/L	1		SW-846 8260D	2/14/25	2/14/25 19:57	EEH
p-Isopropyltoluene (p-Cymene)	ND	1.0	µg/L	1		SW-846 8260D	2/14/25	2/14/25 19:57	EEH
Methyl tert-Butyl Ether (MTBE)	ND	1.0	µg/L	1		SW-846 8260D	2/14/25	2/14/25 19:57	EEH
Methylene Chloride	ND	5.0	µg/L	1	RL-07	SW-846 8260D	2/14/25	2/14/25 19:57	EEH
4-Methyl-2-pentanone (MIBK)	ND	10	µg/L	1		SW-846 8260D	2/14/25	2/14/25 19:57	EEH
Naphthalene	ND	2.0	µg/L	1		SW-846 8260D	2/14/25	2/14/25 19:57	EEH
n-Propylbenzene	ND	1.0	µg/L	1		SW-846 8260D	2/14/25	2/14/25 19:57	EEH
Styrene	ND	1.0	µg/L	1		SW-846 8260D	2/14/25	2/14/25 19:57	EEH
1,1,1,2-Tetrachloroethane	ND	1.0	µg/L	1		SW-846 8260D	2/14/25	2/14/25 19:57	EEH
1,1,2,2-Tetrachloroethane	ND	0.50	µg/L	1		SW-846 8260D	2/14/25	2/14/25 19:57	EEH
Tetrachloroethylene	ND	1.0	µg/L	1		SW-846 8260D	2/14/25	2/14/25 19:57	EEH
Tetrahydrofuran	ND	2.0	µg/L	1		SW-846 8260D	2/14/25	2/14/25 19:57	EEH
Toluene	ND	1.0	µg/L	1		SW-846 8260D	2/14/25	2/14/25 19:57	EEH
1,2,3-Trichlorobenzene	ND	2.0	µg/L	1		SW-846 8260D	2/14/25	2/14/25 19:57	EEH
1,2,4-Trichlorobenzene	ND	1.0	µg/L	1		SW-846 8260D	2/14/25	2/14/25 19:57	EEH
1,1,1-Trichloroethane	ND	1.0	µg/L	1		SW-846 8260D	2/14/25	2/14/25 19:57	EEH
1,1,2-Trichloroethane	ND	1.0	µg/L	1		SW-846 8260D	2/14/25	2/14/25 19:57	EEH
Trichloroethylene	ND	1.0	µg/L	1		SW-846 8260D	2/14/25	2/14/25 19:57	EEH
Trichlorofluoromethane (Freon 11)	ND	2.0	µg/L	1		SW-846 8260D	2/14/25	2/14/25 19:57	EEH
1,2,3-Trichloropropane	ND	2.0	µg/L	1		SW-846 8260D	2/14/25	2/14/25 19:57	EEH
1,2,4-Trimethylbenzene	ND	1.0	µg/L	1		SW-846 8260D	2/14/25	2/14/25 19:57	EEH
1,3,5-Trimethylbenzene	ND	1.0	µg/L	1		SW-846 8260D	2/14/25	2/14/25 19:57	EEH
Vinyl Chloride	ND	2.0	µg/L	1		SW-846 8260D	2/14/25	2/14/25 19:57	EEH
m+p Xylene	ND	2.0	µg/L	1		SW-846 8260D	2/14/25	2/14/25 19:57	EEH
o-Xylene	ND	1.0	µg/L	1		SW-846 8260D	2/14/25	2/14/25 19:57	EEH

Surrogates	% Recovery	Recovery Limits	Flag/Qual	
1,2-Dichloroethane-d4	102	70-130		2/14/25 19:57
Toluene-d8	94.5	70-130		2/14/25 19:57
4-Bromofluorobenzene	101	70-130		2/14/25 19:57

Pace Analytical Services, LLC - East Longmeadow, Ma

39 Spruce Street * East Longmeadow, MA 01028 * FAX 413/525-6405 * TEL. 413/525-2332

Project Location: 45 Hospital Rd, Medfield, MA Sample Description: Work Order: 25B0691

Date Received: 2/13/2025

Field Sample #: DUP-2 Sampled: 2/10/2025 00:00

Sample ID: 25B0691-19

Sample Matrix: Ground Water

Metals Analyses (Dissolved)

Analyte	Results	RL	Units	Dilution	Flag/Qual	Method	Date Prepared	Date/Time Analyzed	Analyst
Antimony	ND	1.0	µg/L	1		SW-846 6020B	2/14/25	2/18/25 11:45	AAJ
Arsenic	ND	1.0	µg/L	1		SW-846 6020B	2/14/25	2/18/25 11:45	AAJ
Barium	62	10	µg/L	1		SW-846 6020B	2/14/25	2/18/25 11:45	AAJ
Beryllium	ND	0.40	µg/L	1		SW-846 6020B	2/14/25	2/18/25 11:45	AAJ
Cadmium	1.1	0.20	µg/L	1		SW-846 6020B	2/14/25	2/18/25 11:45	AAJ
Chromium	ND	5.0	µg/L	1		SW-846 6020B	2/14/25	2/18/25 11:45	AAJ
Lead	ND	0.50	µg/L	1		SW-846 6020B	2/14/25	2/18/25 11:45	AAJ
Mercury	ND	0.00020	mg/L	1		SW-846 7470A	2/20/25	2/24/25 11:28	AAJ
Nickel	ND	5.0	µg/L	1		SW-846 6020B	2/14/25	2/18/25 11:45	AAJ
Selenium	ND	5.0	µg/L	1		SW-846 6020B	2/14/25	2/18/25 11:45	AAJ
Silver	ND	0.20	µg/L	1		SW-846 6020B	2/14/25	2/18/25 11:45	AAJ
Thallium	ND	0.20	µg/L	1		SW-846 6020B	2/14/25	2/18/25 11:45	AAJ
Vanadium	22	10	µg/L	1		SW-846 6020B	2/14/25	2/18/25 11:45	AAJ
Zinc	ND	10	µg/L	1		SW-846 6020B	2/14/25	2/18/25 11:45	AAJ

Pace Analytical Services, LLC - East Longmeadow, Ma

39 Spruce Street * East Longmeadow, MA 01028 * FAX 413/525-6405 * TEL. 413/525-2332

Project Location: 45 Hospital Rd, Medfield, MA | Sample Description: | Work Order: 25B0691

Date Received: 2/13/2025

Field Sample #: TRIP BLANK | Sampled: 2/10/2025 00:00

Sample ID: 25B0691-20

Sample Matrix: Trip Blank Water

Volatile Organic Compounds by GC/MS

Analyte	Results	RL	Units	Dilution	Flag/Qual	Method	Date Prepared	Date/Time Analyzed	Analyst
Acetone	ND	10	µg/L	1		SW-846 8260D	2/14/25	2/14/25 20:22	EEH
tert-Amyl Methyl Ether (TAME)	ND	0.50	µg/L	1		SW-846 8260D	2/14/25	2/14/25 20:22	EEH
Benzene	ND	1.0	µg/L	1		SW-846 8260D	2/14/25	2/14/25 20:22	EEH
Bromobenzene	ND	1.0	µg/L	1		SW-846 8260D	2/14/25	2/14/25 20:22	EEH
Bromochloromethane	ND	1.0	µg/L	1		SW-846 8260D	2/14/25	2/14/25 20:22	EEH
Bromodichloromethane	ND	1.0	µg/L	1		SW-846 8260D	2/14/25	2/14/25 20:22	EEH
Bromoform	ND	1.0	µg/L	1		SW-846 8260D	2/14/25	2/14/25 20:22	EEH
Bromomethane	ND	2.0	µg/L	1	V-05	SW-846 8260D	2/14/25	2/14/25 20:22	EEH
2-Butanone (MEK)	ND	10	µg/L	1		SW-846 8260D	2/14/25	2/14/25 20:22	EEH
n-Butylbenzene	ND	1.0	µg/L	1		SW-846 8260D	2/14/25	2/14/25 20:22	EEH
sec-Butylbenzene	ND	1.0	µg/L	1		SW-846 8260D	2/14/25	2/14/25 20:22	EEH
tert-Butylbenzene	ND	1.0	µg/L	1		SW-846 8260D	2/14/25	2/14/25 20:22	EEH
tert-Butyl Ethyl Ether (TBEE)	ND	0.50	µg/L	1		SW-846 8260D	2/14/25	2/14/25 20:22	EEH
Carbon Disulfide	ND	5.0	µg/L	1	RL-07	SW-846 8260D	2/14/25	2/14/25 20:22	EEH
Carbon Tetrachloride	ND	1.0	µg/L	1		SW-846 8260D	2/14/25	2/14/25 20:22	EEH
Chlorobenzene	ND	1.0	µg/L	1		SW-846 8260D	2/14/25	2/14/25 20:22	EEH
Chlorodibromomethane	ND	0.50	µg/L	1		SW-846 8260D	2/14/25	2/14/25 20:22	EEH
Chloroethane	ND	2.0	µg/L	1		SW-846 8260D	2/14/25	2/14/25 20:22	EEH
Chloroform	ND	2.0	µg/L	1		SW-846 8260D	2/14/25	2/14/25 20:22	EEH
Chloromethane	ND	2.0	µg/L	1	V-05	SW-846 8260D	2/14/25	2/14/25 20:22	EEH
2-Chlorotoluene	ND	1.0	µg/L	1		SW-846 8260D	2/14/25	2/14/25 20:22	EEH
4-Chlorotoluene	ND	1.0	µg/L	1		SW-846 8260D	2/14/25	2/14/25 20:22	EEH
1,2-Dibromo-3-chloropropane (DBCP)	ND	2.0	µg/L	1		SW-846 8260D	2/14/25	2/14/25 20:22	EEH
1,2-Dibromoethane (EDB)	ND	0.50	µg/L	1		SW-846 8260D	2/14/25	2/14/25 20:22	EEH
Dibromomethane	ND	1.0	µg/L	1		SW-846 8260D	2/14/25	2/14/25 20:22	EEH
1,2-Dichlorobenzene	ND	1.0	µg/L	1		SW-846 8260D	2/14/25	2/14/25 20:22	EEH
1,3-Dichlorobenzene	ND	1.0	µg/L	1		SW-846 8260D	2/14/25	2/14/25 20:22	EEH
1,4-Dichlorobenzene	ND	1.0	µg/L	1		SW-846 8260D	2/14/25	2/14/25 20:22	EEH
Dichlorodifluoromethane (Freon 12)	ND	2.0	µg/L	1		SW-846 8260D	2/14/25	2/14/25 20:22	EEH
1,1-Dichloroethane	ND	1.0	µg/L	1		SW-846 8260D	2/14/25	2/14/25 20:22	EEH
1,2-Dichloroethane	ND	1.0	µg/L	1		SW-846 8260D	2/14/25	2/14/25 20:22	EEH
1,1-Dichloroethylene	ND	1.0	µg/L	1		SW-846 8260D	2/14/25	2/14/25 20:22	EEH
cis-1,2-Dichloroethylene	ND	1.0	µg/L	1		SW-846 8260D	2/14/25	2/14/25 20:22	EEH
trans-1,2-Dichloroethylene	ND	1.0	µg/L	1		SW-846 8260D	2/14/25	2/14/25 20:22	EEH
1,2-Dichloropropane	ND	1.0	µg/L	1		SW-846 8260D	2/14/25	2/14/25 20:22	EEH
1,3-Dichloropropane	ND	0.50	µg/L	1		SW-846 8260D	2/14/25	2/14/25 20:22	EEH
2,2-Dichloropropane	ND	1.0	µg/L	1		SW-846 8260D	2/14/25	2/14/25 20:22	EEH
1,1-Dichloropropene	ND	0.50	µg/L	1		SW-846 8260D	2/14/25	2/14/25 20:22	EEH
cis-1,3-Dichloropropene	ND	0.40	µg/L	1		SW-846 8260D	2/14/25	2/14/25 20:22	EEH
trans-1,3-Dichloropropene	ND	0.40	µg/L	1		SW-846 8260D	2/14/25	2/14/25 20:22	EEH
Diethyl Ether	ND	2.0	µg/L	1		SW-846 8260D	2/14/25	2/14/25 20:22	EEH
Diisopropyl Ether (DIPE)	ND	0.50	µg/L	1		SW-846 8260D	2/14/25	2/14/25 20:22	EEH
1,4-Dioxane	ND	50	µg/L	1		SW-846 8260D	2/14/25	2/14/25 20:22	EEH
Ethylbenzene	ND	1.0	µg/L	1		SW-846 8260D	2/14/25	2/14/25 20:22	EEH

Pace Analytical Services, LLC - East Longmeadow, Ma

39 Spruce Street * East Longmeadow, MA 01028 * FAX 413/525-6405 * TEL. 413/525-2332

Project Location: 45 Hospital Rd, Medfield, MA | Sample Description: | Work Order: 25B0691

Date Received: 2/13/2025

Field Sample #: TRIP BLANK | Sampled: 2/10/2025 00:00

Sample ID: 25B0691-20

Sample Matrix: Trip Blank Water

Volatile Organic Compounds by GC/MS

Analyte	Results	RL	Units	Dilution	Flag/Qual	Method	Date Prepared	Date/Time Analyzed	Analyst
Hexachlorobutadiene	ND	0.60	µg/L	1		SW-846 8260D	2/14/25	2/14/25 20:22	EEH
2-Hexanone (MBK)	ND	10	µg/L	1		SW-846 8260D	2/14/25	2/14/25 20:22	EEH
Isopropylbenzene (Cumene)	ND	1.0	µg/L	1		SW-846 8260D	2/14/25	2/14/25 20:22	EEH
p-Isopropyltoluene (p-Cymene)	ND	1.0	µg/L	1		SW-846 8260D	2/14/25	2/14/25 20:22	EEH
Methyl tert-Butyl Ether (MTBE)	ND	1.0	µg/L	1		SW-846 8260D	2/14/25	2/14/25 20:22	EEH
Methylene Chloride	ND	5.0	µg/L	1	RL-07	SW-846 8260D	2/14/25	2/14/25 20:22	EEH
4-Methyl-2-pentanone (MIBK)	ND	10	µg/L	1		SW-846 8260D	2/14/25	2/14/25 20:22	EEH
Naphthalene	ND	2.0	µg/L	1		SW-846 8260D	2/14/25	2/14/25 20:22	EEH
n-Propylbenzene	ND	1.0	µg/L	1		SW-846 8260D	2/14/25	2/14/25 20:22	EEH
Styrene	ND	1.0	µg/L	1		SW-846 8260D	2/14/25	2/14/25 20:22	EEH
1,1,1,2-Tetrachloroethane	ND	1.0	µg/L	1		SW-846 8260D	2/14/25	2/14/25 20:22	EEH
1,1,2,2-Tetrachloroethane	ND	0.50	µg/L	1		SW-846 8260D	2/14/25	2/14/25 20:22	EEH
Tetrachloroethylene	ND	1.0	µg/L	1		SW-846 8260D	2/14/25	2/14/25 20:22	EEH
Tetrahydrofuran	ND	2.0	µg/L	1		SW-846 8260D	2/14/25	2/14/25 20:22	EEH
Toluene	ND	1.0	µg/L	1		SW-846 8260D	2/14/25	2/14/25 20:22	EEH
1,2,3-Trichlorobenzene	ND	2.0	µg/L	1		SW-846 8260D	2/14/25	2/14/25 20:22	EEH
1,2,4-Trichlorobenzene	ND	1.0	µg/L	1		SW-846 8260D	2/14/25	2/14/25 20:22	EEH
1,1,1-Trichloroethane	ND	1.0	µg/L	1		SW-846 8260D	2/14/25	2/14/25 20:22	EEH
1,1,2-Trichloroethane	ND	1.0	µg/L	1		SW-846 8260D	2/14/25	2/14/25 20:22	EEH
Trichloroethylene	ND	1.0	µg/L	1		SW-846 8260D	2/14/25	2/14/25 20:22	EEH
Trichlorofluoromethane (Freon 11)	ND	2.0	µg/L	1		SW-846 8260D	2/14/25	2/14/25 20:22	EEH
1,2,3-Trichloropropane	ND	2.0	µg/L	1		SW-846 8260D	2/14/25	2/14/25 20:22	EEH
1,2,4-Trimethylbenzene	ND	1.0	µg/L	1		SW-846 8260D	2/14/25	2/14/25 20:22	EEH
1,3,5-Trimethylbenzene	ND	1.0	µg/L	1		SW-846 8260D	2/14/25	2/14/25 20:22	EEH
Vinyl Chloride	ND	2.0	µg/L	1		SW-846 8260D	2/14/25	2/14/25 20:22	EEH
m+p Xylene	ND	2.0	µg/L	1		SW-846 8260D	2/14/25	2/14/25 20:22	EEH
o-Xylene	ND	1.0	µg/L	1		SW-846 8260D	2/14/25	2/14/25 20:22	EEH

Surrogates	% Recovery	Recovery Limits	Flag/Qual	
1,2-Dichloroethane-d4	101	70-130		2/14/25 20:22
Toluene-d8	97.5	70-130		2/14/25 20:22
4-Bromofluorobenzene	101	70-130		2/14/25 20:22

Pace Analytical Services, LLC - East Longmeadow, Ma

39 Spruce Street * East Longmeadow, MA 01028 * FAX 413/525-6405 * TEL. 413/525-2332

Sample Extraction Data

Prep Method:SW-846 3005A Dissolved **Analytical Method:SW-846 6020B**

Lab Number [Field ID]	Batch	Initial [mL]	Final [mL]	Date
25B0691-06 [CD-MW-505]	B398952	50.0	50.0	02/14/25
25B0691-07 [CD-MW-504]	B398952	50.0	50.0	02/14/25
25B0691-08 [CD-MW-503]	B398952	50.0	50.0	02/14/25
25B0691-09 [CD-MW-502]	B398952	50.0	50.0	02/14/25
25B0691-10 [CD-MW-501]	B398952	50.0	50.0	02/14/25
25B0691-11 [CD-MW-500]	B398952	50.0	50.0	02/14/25
25B0691-12 [CD-MW-605]	B398952	50.0	50.0	02/14/25
25B0691-13 [CD-MW-604]	B398952	50.0	50.0	02/14/25
25B0691-14 [CD-MW-603]	B398952	50.0	50.0	02/14/25
25B0691-15 [CD-MW-602]	B398952	50.0	50.0	02/14/25
25B0691-16 [CD-MW-601]	B398952	50.0	50.0	02/14/25
25B0691-17 [CD-MW-600]	B398952	50.0	50.0	02/14/25
25B0691-19 [DUP-2]	B398952	50.0	50.0	02/14/25

Prep Method:SW-846 7470A Dissolved **Analytical Method:SW-846 7470A**

Lab Number [Field ID]	Batch	Initial [mL]	Final [mL]	Date
25B0691-06 [CD-MW-505]	B399340	10.0	10.0	02/20/25
25B0691-07 [CD-MW-504]	B399340	10.0	10.0	02/20/25
25B0691-08 [CD-MW-503]	B399340	10.0	10.0	02/20/25
25B0691-09 [CD-MW-502]	B399340	10.0	10.0	02/20/25
25B0691-10 [CD-MW-501]	B399340	10.0	10.0	02/20/25
25B0691-11 [CD-MW-500]	B399340	10.0	10.0	02/20/25
25B0691-12 [CD-MW-605]	B399340	10.0	10.0	02/20/25
25B0691-13 [CD-MW-604]	B399340	10.0	10.0	02/20/25
25B0691-14 [CD-MW-603]	B399340	10.0	10.0	02/20/25
25B0691-15 [CD-MW-602]	B399340	10.0	10.0	02/20/25
25B0691-16 [CD-MW-601]	B399340	10.0	10.0	02/20/25
25B0691-17 [CD-MW-600]	B399340	10.0	10.0	02/20/25
25B0691-19 [DUP-2]	B399340	10.0	10.0	02/20/25

Prep Method:SW-846 5030B **Analytical Method:SW-846 8260D**

Lab Number [Field ID]	Batch	Initial [mL]	Final [mL]	Date
25B0691-01 [SPD-MW-401S]	B398870	5	5.00	02/14/25
25B0691-02 [SPD-MW-500]	B398870	5	5.00	02/14/25
25B0691-03 [SPD-MW-704]	B398870	5	5.00	02/14/25
25B0691-04 [SPD-MW-504R]	B398870	5	5.00	02/14/25
25B0691-05 [SPD-MW-402]	B398870	5	5.00	02/14/25
25B0691-06 [CD-MW-505]	B398870	5	5.00	02/14/25
25B0691-07 [CD-MW-504]	B398870	5	5.00	02/14/25
25B0691-08 [CD-MW-503]	B398870	5	5.00	02/14/25
25B0691-09 [CD-MW-502]	B398870	5	5.00	02/14/25
25B0691-10 [CD-MW-501]	B398870	5	5.00	02/14/25
25B0691-11 [CD-MW-500]	B398870	5	5.00	02/14/25
25B0691-12 [CD-MW-605]	B398870	5	5.00	02/14/25
25B0691-13 [CD-MW-604]	B398870	5	5.00	02/14/25
25B0691-14 [CD-MW-603]	B398870	5	5.00	02/14/25
25B0691-15 [CD-MW-602]	B398870	5	5.00	02/14/25
25B0691-16 [CD-MW-601]	B398870	5	5.00	02/14/25
25B0691-17 [CD-MW-600]	B398870	5	5.00	02/14/25
25B0691-18 [DUP-1]	B398870	5	5.00	02/14/25
25B0691-19 [DUP-2]	B398870	5	5.00	02/14/25

Pace Analytical Services, LLC - East Longmeadow, Ma

39 Spruce Street * East Longmeadow, MA 01028 * FAX 413/525-6405 * TEL. 413/525-2332

Sample Extraction Data

Prep Method:SW-846 5030B **Analytical Method:SW-846 8260D**

Lab Number [Field ID]	Batch	Initial [mL]	Final [mL]	Date
25B0691-20 [TRIP BLANK]	B398870	5	5.00	02/14/25

Pace Analytical Services, LLC - East Longmeadow, Ma

39 Spruce Street * East Longmeadow, MA 01028 * FAX 413/525-6405 * TEL. 413/525-2332

QUALITY CONTROL

Volatile Organic Compounds by GC/MS - Quality Control

Analyte	Result	Reporting Limit	Units	Spike Level	Source Result	%REC	%REC Limits	RPD	RPD Limit	Notes
Batch B398870 - SW-846 5030B										
Blank (B398870-BLK1)				Prepared & Analyzed: 02/14/25						
Acetone	ND	10	µg/L							
tert-Amyl Methyl Ether (TAME)	ND	0.50	µg/L							
Benzene	ND	1.0	µg/L							
Bromobenzene	ND	1.0	µg/L							
Bromochloromethane	ND	1.0	µg/L							
Bromodichloromethane	ND	1.0	µg/L							
Bromoform	ND	1.0	µg/L							
Bromomethane	ND	2.0	µg/L							V-05
2-Butanone (MEK)	ND	10	µg/L							
n-Butylbenzene	ND	1.0	µg/L							
sec-Butylbenzene	ND	1.0	µg/L							
tert-Butylbenzene	ND	1.0	µg/L							
tert-Butyl Ethyl Ether (TBEE)	ND	0.50	µg/L							
Carbon Disulfide	ND	5.0	µg/L							
Carbon Tetrachloride	ND	1.0	µg/L							
Chlorobenzene	ND	1.0	µg/L							
Chlorodibromomethane	ND	0.50	µg/L							
Chloroethane	ND	2.0	µg/L							
Chloroform	ND	2.0	µg/L							
Chloromethane	ND	2.0	µg/L							V-05
2-Chlorotoluene	ND	1.0	µg/L							
4-Chlorotoluene	ND	1.0	µg/L							
1,2-Dibromo-3-chloropropane (DBCP)	ND	2.0	µg/L							
1,2-Dibromoethane (EDB)	ND	0.50	µg/L							
Dibromomethane	ND	1.0	µg/L							
1,2-Dichlorobenzene	ND	1.0	µg/L							
1,3-Dichlorobenzene	ND	1.0	µg/L							
1,4-Dichlorobenzene	ND	1.0	µg/L							
Dichlorodifluoromethane (Freon 12)	ND	2.0	µg/L							
1,1-Dichloroethane	ND	1.0	µg/L							
1,2-Dichloroethane	ND	1.0	µg/L							
1,1-Dichloroethylene	ND	1.0	µg/L							
cis-1,2-Dichloroethylene	ND	1.0	µg/L							
trans-1,2-Dichloroethylene	ND	1.0	µg/L							
1,2-Dichloropropane	ND	1.0	µg/L							
1,3-Dichloropropane	ND	0.50	µg/L							
2,2-Dichloropropane	ND	1.0	µg/L							
1,1-Dichloropropene	ND	0.50	µg/L							
cis-1,3-Dichloropropene	ND	0.40	µg/L							
trans-1,3-Dichloropropene	ND	0.40	µg/L							
Diethyl Ether	ND	2.0	µg/L							
Diisopropyl Ether (DIPE)	ND	0.50	µg/L							
1,4-Dioxane	ND	50	µg/L							
Ethylbenzene	ND	1.0	µg/L							
Hexachlorobutadiene	ND	0.60	µg/L							
2-Hexanone (MBK)	ND	10	µg/L							
Isopropylbenzene (Cumene)	ND	1.0	µg/L							
p-Isopropyltoluene (p-Cymene)	ND	1.0	µg/L							
Methyl tert-Butyl Ether (MTBE)	ND	1.0	µg/L							
Methylene Chloride	ND	5.0	µg/L							
4-Methyl-2-pentanone (MIBK)	ND	10	µg/L							
Naphthalene	ND	2.0	µg/L							

Pace Analytical Services, LLC - East Longmeadow, Ma

39 Spruce Street * East Longmeadow, MA 01028 * FAX 413/525-6405 * TEL. 413/525-2332

QUALITY CONTROL

Volatile Organic Compounds by GC/MS - Quality Control

Analyte	Result	Reporting Limit	Units	Spike Level	Source Result	%REC	%REC Limits	RPD	RPD Limit	Notes	
Batch B398870 - SW-846 5030B											
Blank (B398870-BLK1)				Prepared & Analyzed: 02/14/25							
n-Propylbenzene	ND	1.0	µg/L								
Styrene	ND	1.0	µg/L								
1,1,1,2-Tetrachloroethane	ND	1.0	µg/L								
1,1,2,2-Tetrachloroethane	ND	0.50	µg/L								
Tetrachloroethylene	ND	1.0	µg/L								
Tetrahydrofuran	ND	2.0	µg/L								
Toluene	ND	1.0	µg/L								
1,2,3-Trichlorobenzene	ND	2.0	µg/L								
1,2,4-Trichlorobenzene	ND	1.0	µg/L								
1,1,1-Trichloroethane	ND	1.0	µg/L								
1,1,2-Trichloroethane	ND	1.0	µg/L								
Trichloroethylene	ND	1.0	µg/L								
Trichlorofluoromethane (Freon 11)	ND	2.0	µg/L								
1,2,3-Trichloropropane	ND	2.0	µg/L								
1,2,4-Trimethylbenzene	ND	1.0	µg/L								
1,3,5-Trimethylbenzene	ND	1.0	µg/L								
Vinyl Chloride	ND	2.0	µg/L								
m+p Xylene	ND	2.0	µg/L								
o-Xylene	ND	1.0	µg/L								
Surrogate: 1,2-Dichloroethane-d4	*25.6*		µg/L	25.00		102	70-130				
Surrogate: Toluene-d8	*24.2*		µg/L	25.00		96.8	70-130				
Surrogate: 4-Bromofluorobenzene	*25.2*		µg/L	25.00		101	70-130				
LCS (B398870-BS1)				Prepared & Analyzed: 02/14/25							
Acetone	86.8	10	µg/L	100.0		86.8	40-160				†
tert-Amyl Methyl Ether (TAME)	9.22	0.50	µg/L	10.00		92.2	70-130				
Benzene	8.81	1.0	µg/L	10.00		88.1	70-130				
Bromobenzene	10.3	1.0	µg/L	10.00		103	70-130				
Bromochloromethane	9.00	1.0	µg/L	10.00		90.0	70-130				
Bromodichloromethane	10.6	1.0	µg/L	10.00		106	70-130				
Bromoform	11.7	1.0	µg/L	10.00		117	70-130				
Bromomethane	7.57	2.0	µg/L	10.00		75.7	40-160			V-05	†
2-Butanone (MEK)	85.9	10	µg/L	100.0		85.9	40-160				†
n-Butylbenzene	10.0	1.0	µg/L	10.00		100	70-130				
sec-Butylbenzene	10.1	1.0	µg/L	10.00		101	70-130				
tert-Butylbenzene	10.1	1.0	µg/L	10.00		101	70-130				
tert-Butyl Ethyl Ether (TBEE)	9.49	0.50	µg/L	10.00		94.9	70-130				
Carbon Disulfide	91.8	5.0	µg/L	100.0		91.8	70-130				
Carbon Tetrachloride	10.2	1.0	µg/L	10.00		102	70-130				
Chlorobenzene	10.3	1.0	µg/L	10.00		103	70-130				
Chlorodibromomethane	10.9	0.50	µg/L	10.00		109	70-130				
Chloroethane	8.06	2.0	µg/L	10.00		80.6	70-130				
Chloroform	9.42	2.0	µg/L	10.00		94.2	70-130				
Chloromethane	7.32	2.0	µg/L	10.00		73.2	40-160			V-05	†
2-Chlorotoluene	9.98	1.0	µg/L	10.00		99.8	70-130				
4-Chlorotoluene	10.3	1.0	µg/L	10.00		103	70-130				
1,2-Dibromo-3-chloropropane (DBCP)	12.0	2.0	µg/L	10.00		120	70-130				
1,2-Dibromoethane (EDB)	11.0	0.50	µg/L	10.00		110	70-130				
Dibromomethane	10.8	1.0	µg/L	10.00		108	70-130				
1,2-Dichlorobenzene	10.8	1.0	µg/L	10.00		108	70-130				
1,3-Dichlorobenzene	10.4	1.0	µg/L	10.00		104	70-130				
1,4-Dichlorobenzene	9.96	1.0	µg/L	10.00		99.6	70-130				

Pace Analytical Services, LLC - East Longmeadow, Ma

39 Spruce Street * East Longmeadow, MA 01028 * FAX 413/525-6405 * TEL. 413/525-2332

QUALITY CONTROL

Volatile Organic Compounds by GC/MS - Quality Control

Analyte	Result	Reporting Limit	Units	Spike Level	Source Result	%REC	%REC Limits	RPD	RPD Limit	Notes
Batch B398870 - SW-846 5030B										
LCS (B398870-BS1)				Prepared & Analyzed: 02/14/25						
Dichlorodifluoromethane (Freon 12)	8.99	2.0	µg/L	10.00		89.9	40-160			†
1,1-Dichloroethane	9.19	1.0	µg/L	10.00		91.9	70-130			
1,2-Dichloroethane	9.89	1.0	µg/L	10.00		98.9	70-130			
1,1-Dichloroethylene	9.06	1.0	µg/L	10.00		90.6	70-130			
cis-1,2-Dichloroethylene	9.17	1.0	µg/L	10.00		91.7	70-130			
trans-1,2-Dichloroethylene	9.09	1.0	µg/L	10.00		90.9	70-130			
1,2-Dichloropropane	9.51	1.0	µg/L	10.00		95.1	70-130			
1,3-Dichloropropane	10.5	0.50	µg/L	10.00		105	70-130			
2,2-Dichloropropane	9.83	1.0	µg/L	10.00		98.3	70-130			
1,1-Dichloropropene	9.09	0.50	µg/L	10.00		90.9	70-130			
cis-1,3-Dichloropropene	9.85	0.40	µg/L	10.00		98.5	70-130			
trans-1,3-Dichloropropene	10.8	0.40	µg/L	10.00		108	70-130			
Diethyl Ether	8.57	2.0	µg/L	10.00		85.7	70-130			
Diisopropyl Ether (DIPE)	8.79	0.50	µg/L	10.00		87.9	70-130			
1,4-Dioxane	115	50	µg/L	100.0		115	40-160			†
Ethylbenzene	10.0	1.0	µg/L	10.00		100	70-130			
Hexachlorobutadiene	11.1	0.60	µg/L	10.00		111	70-130			
2-Hexanone (MBK)	105	10	µg/L	100.0		105	40-160			†
Isopropylbenzene (Cumene)	10.1	1.0	µg/L	10.00		101	70-130			
p-Isopropyltoluene (p-Cymene)	9.99	1.0	µg/L	10.00		99.9	70-130			
Methyl tert-Butyl Ether (MTBE)	9.80	1.0	µg/L	10.00		98.0	70-130			
Methylene Chloride	8.70	5.0	µg/L	10.00		87.0	70-130			
4-Methyl-2-pentanone (MIBK)	104	10	µg/L	100.0		104	40-160			†
Naphthalene	11.4	2.0	µg/L	10.00		114	70-130			
n-Propylbenzene	10.2	1.0	µg/L	10.00		102	70-130			
Styrene	9.87	1.0	µg/L	10.00		98.7	70-130			
1,1,1,2-Tetrachloroethane	10.6	1.0	µg/L	10.00		106	70-130			
1,1,2,2-Tetrachloroethane	10.5	0.50	µg/L	10.00		105	70-130			
Tetrachloroethylene	10.8	1.0	µg/L	10.00		108	70-130			
Tetrahydrofuran	8.74	2.0	µg/L	10.00		87.4	70-130			
Toluene	9.83	1.0	µg/L	10.00		98.3	70-130			
1,2,3-Trichlorobenzene	11.6	2.0	µg/L	10.00		116	70-130			
1,2,4-Trichlorobenzene	11.3	1.0	µg/L	10.00		113	70-130			
1,1,1-Trichloroethane	10.1	1.0	µg/L	10.00		101	70-130			
1,1,2-Trichloroethane	10.3	1.0	µg/L	10.00		103	70-130			
Trichloroethylene	10.7	1.0	µg/L	10.00		107	70-130			
Trichlorofluoromethane (Freon 11)	10.4	2.0	µg/L	10.00		104	70-130			
1,2,3-Trichloropropane	10.9	2.0	µg/L	10.00		109	70-130			
1,2,4-Trimethylbenzene	10.1	1.0	µg/L	10.00		101	70-130			
1,3,5-Trimethylbenzene	10.4	1.0	µg/L	10.00		104	70-130			
Vinyl Chloride	7.84	2.0	µg/L	10.00		78.4	70-130			
m+p Xylene	21.0	2.0	µg/L	20.00		105	70-130			
o-Xylene	10.5	1.0	µg/L	10.00		105	70-130			
Surrogate: 1,2-Dichloroethane-d4	*25.8*		µg/L	25.00		103	70-130			
Surrogate: Toluene-d8	*24.8*		µg/L	25.00		99.0	70-130			
Surrogate: 4-Bromofluorobenzene	*25.2*		µg/L	25.00		101	70-130			

Pace Analytical Services, LLC - East Longmeadow, Ma

39 Spruce Street * East Longmeadow, MA 01028 * FAX 413/525-6405 * TEL. 413/525-2332

QUALITY CONTROL

Volatile Organic Compounds by GC/MS - Quality Control

Analyte	Result	Reporting Limit	Units	Spike Level	Source Result	%REC	%REC Limits	RPD	RPD Limit	Notes	
Batch B398870 - SW-846 5030B											
LCS Dup (B398870-BSD1)				Prepared & Analyzed: 02/14/25							
Acetone	84.8	10	µg/L	100.0		84.8	40-160	2.34	20		†
tert-Amyl Methyl Ether (TAME)	9.37	0.50	µg/L	10.00		93.7	70-130	1.61	20		
Benzene	8.82	1.0	µg/L	10.00		88.2	70-130	0.113	20		
Bromobenzene	10.3	1.0	µg/L	10.00		103	70-130	0.389	20		
Bromochloromethane	9.06	1.0	µg/L	10.00		90.6	70-130	0.664	20		
Bromodichloromethane	10.7	1.0	µg/L	10.00		107	70-130	1.12	20		
Bromoform	11.7	1.0	µg/L	10.00		117	70-130	0.342	20		
Bromomethane	7.33	2.0	µg/L	10.00		73.3	40-160	3.22	20	V-05	†
2-Butanone (MEK)	94.4	10	µg/L	100.0		94.4	40-160	9.51	20		†
n-Butylbenzene	9.99	1.0	µg/L	10.00		99.9	70-130	0.400	20		
sec-Butylbenzene	9.63	1.0	µg/L	10.00		96.3	70-130	4.96	20		
tert-Butylbenzene	10.0	1.0	µg/L	10.00		100	70-130	0.896	20		
tert-Butyl Ethyl Ether (TBEE)	9.46	0.50	µg/L	10.00		94.6	70-130	0.317	20		
Carbon Disulfide	91.6	5.0	µg/L	100.0		91.6	70-130	0.207	20		
Carbon Tetrachloride	10.6	1.0	µg/L	10.00		106	70-130	3.94	20		
Chlorobenzene	10.6	1.0	µg/L	10.00		106	70-130	2.29	20		
Chlorodibromomethane	11.3	0.50	µg/L	10.00		113	70-130	3.60	20		
Chloroethane	7.88	2.0	µg/L	10.00		78.8	70-130	2.26	20		
Chloroform	9.44	2.0	µg/L	10.00		94.4	70-130	0.212	20		
Chloromethane	7.18	2.0	µg/L	10.00		71.8	40-160	1.93	20	V-05	†
2-Chlorotoluene	10.2	1.0	µg/L	10.00		102	70-130	2.08	20		
4-Chlorotoluene	9.96	1.0	µg/L	10.00		99.6	70-130	3.16	20		
1,2-Dibromo-3-chloropropane (DBCP)	12.3	2.0	µg/L	10.00		123	70-130	2.56	20		
1,2-Dibromoethane (EDB)	11.1	0.50	µg/L	10.00		111	70-130	1.17	20		
Dibromomethane	10.4	1.0	µg/L	10.00		104	70-130	2.93	20		
1,2-Dichlorobenzene	10.5	1.0	µg/L	10.00		105	70-130	3.09	20		
1,3-Dichlorobenzene	10.3	1.0	µg/L	10.00		103	70-130	0.775	20		
1,4-Dichlorobenzene	10.1	1.0	µg/L	10.00		101	70-130	0.999	20		
Dichlorodifluoromethane (Freon 12)	8.81	2.0	µg/L	10.00		88.1	40-160	2.02	20		†
1,1-Dichloroethane	9.25	1.0	µg/L	10.00		92.5	70-130	0.651	20		
1,2-Dichloroethane	9.91	1.0	µg/L	10.00		99.1	70-130	0.202	20		
1,1-Dichloroethylene	9.05	1.0	µg/L	10.00		90.5	70-130	0.110	20		
cis-1,2-Dichloroethylene	9.18	1.0	µg/L	10.00		91.8	70-130	0.109	20		
trans-1,2-Dichloroethylene	9.37	1.0	µg/L	10.00		93.7	70-130	3.03	20		
1,2-Dichloropropane	9.25	1.0	µg/L	10.00		92.5	70-130	2.77	20		
1,3-Dichloropropane	10.6	0.50	µg/L	10.00		106	70-130	0.190	20		
2,2-Dichloropropane	9.69	1.0	µg/L	10.00		96.9	70-130	1.43	20		
1,1-Dichloropropene	9.42	0.50	µg/L	10.00		94.2	70-130	3.57	20		
cis-1,3-Dichloropropene	10.2	0.40	µg/L	10.00		102	70-130	3.78	20		
trans-1,3-Dichloropropene	10.5	0.40	µg/L	10.00		105	70-130	2.54	20		
Diethyl Ether	8.20	2.0	µg/L	10.00		82.0	70-130	4.41	20		
Diisopropyl Ether (DIPE)	8.94	0.50	µg/L	10.00		89.4	70-130	1.69	20		
1,4-Dioxane	114	50	µg/L	100.0		114	40-160	0.839	20		†
Ethylbenzene	10.5	1.0	µg/L	10.00		105	70-130	4.49	20		
Hexachlorobutadiene	12.0	0.60	µg/L	10.00		120	70-130	7.72	20		
2-Hexanone (MBK)	109	10	µg/L	100.0		109	40-160	3.58	20		†
Isopropylbenzene (Cumene)	10.3	1.0	µg/L	10.00		103	70-130	1.96	20		
p-Isopropyltoluene (p-Cymene)	10.3	1.0	µg/L	10.00		103	70-130	3.44	20		
Methyl tert-Butyl Ether (MTBE)	9.60	1.0	µg/L	10.00		96.0	70-130	2.06	20		
Methylene Chloride	8.80	5.0	µg/L	10.00		88.0	70-130	1.14	20		
4-Methyl-2-pentanone (MIBK)	109	10	µg/L	100.0		109	40-160	4.68	20		†
Naphthalene	11.2	2.0	µg/L	10.00		112	70-130	2.12	20		

Pace Analytical Services, LLC - East Longmeadow, Ma

39 Spruce Street * East Longmeadow, MA 01028 * FAX 413/525-6405 * TEL. 413/525-2332

QUALITY CONTROL

Volatile Organic Compounds by GC/MS - Quality Control

Analyte	Result	Reporting Limit	Units	Spike Level	Source Result	%REC	%REC Limits	RPD	RPD Limit	Notes
Batch B398870 - SW-846 5030B										
LCS Dup (B398870-BSD1)				Prepared & Analyzed: 02/14/25						
n-Propylbenzene	10.2	1.0	µg/L	10.00		102	70-130	0.0985	20	
Styrene	10.2	1.0	µg/L	10.00		102	70-130	2.99	20	
1,1,1,2-Tetrachloroethane	10.7	1.0	µg/L	10.00		107	70-130	0.563	20	
1,1,2,2-Tetrachloroethane	10.8	0.50	µg/L	10.00		108	70-130	2.90	20	
Tetrachloroethylene	10.9	1.0	µg/L	10.00		109	70-130	0.828	20	
Tetrahydrofuran	9.43	2.0	µg/L	10.00		94.3	70-130	7.59	20	
Toluene	10.1	1.0	µg/L	10.00		101	70-130	3.10	20	
1,2,3-Trichlorobenzene	11.5	2.0	µg/L	10.00		115	70-130	0.606	20	
1,2,4-Trichlorobenzene	11.0	1.0	µg/L	10.00		110	70-130	3.05	20	
1,1,1-Trichloroethane	10.2	1.0	µg/L	10.00		102	70-130	0.492	20	
1,1,2-Trichloroethane	10.9	1.0	µg/L	10.00		109	70-130	5.10	20	
Trichloroethylene	10.4	1.0	µg/L	10.00		104	70-130	3.12	20	
Trichlorofluoromethane (Freon 11)	10.3	2.0	µg/L	10.00		103	70-130	0.484	20	
1,2,3-Trichloropropane	11.2	2.0	µg/L	10.00		112	70-130	2.62	20	
1,2,4-Trimethylbenzene	10.0	1.0	µg/L	10.00		100	70-130	0.696	20	
1,3,5-Trimethylbenzene	10.6	1.0	µg/L	10.00		106	70-130	1.43	20	
Vinyl Chloride	7.97	2.0	µg/L	10.00		79.7	70-130	1.64	20	
m+p Xylene	20.9	2.0	µg/L	20.00		105	70-130	0.381	20	
o-Xylene	10.3	1.0	µg/L	10.00		103	70-130	1.83	20	
Surrogate: 1,2-Dichloroethane-d4	*25.0*		µg/L	25.00		100	70-130			
Surrogate: Toluene-d8	*24.6*		µg/L	25.00		98.6	70-130			
Surrogate: 4-Bromofluorobenzene	*25.7*		µg/L	25.00		103	70-130			

Pace Analytical Services, LLC - East Longmeadow, Ma

39 Spruce Street * East Longmeadow, MA 01028 * FAX 413/525-6405 * TEL. 413/525-2332

QUALITY CONTROL

Metals Analyses (Dissolved) - Quality Control

Analyte	Result	Reporting Limit	Units	Spike Level	Source Result	%REC	%REC Limits	RPD	RPD Limit	Notes
Batch B398952 - SW-846 3005A Dissolved										
Blank (B398952-BLK1)				Prepared: 02/14/25 Analyzed: 02/18/25						
Antimony	ND	1.0	µg/L							
Arsenic	ND	1.0	µg/L							
Barium	ND	10	µg/L							
Beryllium	ND	0.40	µg/L							
Cadmium	ND	0.20	µg/L							
Chromium	ND	5.0	µg/L							
Lead	ND	0.50	µg/L							
Nickel	ND	5.0	µg/L							
Selenium	ND	5.0	µg/L							
Silver	ND	0.20	µg/L							
Thallium	ND	0.20	µg/L							
Vanadium	ND	10	µg/L							
Zinc	ND	10	µg/L							
LCS (B398952-BS1)				Prepared: 02/14/25 Analyzed: 02/18/25						
Antimony	524	10	µg/L	500.0		105	80-120			
Arsenic	480	10	µg/L	500.0		95.9	80-120			
Barium	496	100	µg/L	500.0		99.3	80-120			
Beryllium	512	4.0	µg/L	500.0		102	80-120			
Cadmium	479	2.0	µg/L	500.0		95.8	80-120			
Chromium	504	50	µg/L	500.0		101	80-120			
Lead	510	5.0	µg/L	500.0		102	80-120			
Nickel	493	50	µg/L	500.0		98.5	80-120			
Selenium	458	50	µg/L	500.0		91.7	80-120			
Silver	471	2.0	µg/L	500.0		94.3	80-120			
Thallium	505	2.0	µg/L	500.0		101	80-120			
Vanadium	499	100	µg/L	500.0		99.8	80-120			
Zinc	986	100	µg/L	1000		98.6	80-120			
LCS Dup (B398952-BSD1)				Prepared: 02/14/25 Analyzed: 02/18/25						
Antimony	531	10	µg/L	500.0		106	80-120	1.31	20	
Arsenic	501	10	µg/L	500.0		100	80-120	4.25	20	
Barium	507	100	µg/L	500.0		101	80-120	2.20	20	
Beryllium	537	4.0	µg/L	500.0		107	80-120	4.60	20	
Cadmium	491	2.0	µg/L	500.0		98.2	80-120	2.45	20	
Chromium	521	50	µg/L	500.0		104	80-120	3.36	20	
Lead	520	5.0	µg/L	500.0		104	80-120	1.97	20	
Nickel	526	50	µg/L	500.0		105	80-120	6.61	20	
Selenium	482	50	µg/L	500.0		96.4	80-120	5.04	20	
Silver	501	2.0	µg/L	500.0		100	80-120	6.03	20	
Thallium	511	2.0	µg/L	500.0		102	80-120	1.20	20	
Vanadium	517	100	µg/L	500.0		103	80-120	3.45	20	
Zinc	1030	100	µg/L	1000		103	80-120	4.03	20	

Pace Analytical Services, LLC - East Longmeadow, Ma

39 Spruce Street * East Longmeadow, MA 01028 * FAX 413/525-6405 * TEL. 413/525-2332

QUALITY CONTROL

Metals Analyses (Dissolved) - Quality Control

Analyte	Result	Reporting Limit	Units	Spike Level	Source Result	%REC	%REC Limits	RPD	RPD Limit	Notes
Batch B398952 - SW-846 3005A Dissolved										
Duplicate (B398952-DUP1)	**Source: 25B0691-06**			Prepared: 02/14/25 Analyzed: 02/18/25						
Antimony	ND	1.0	µg/L		ND			NC	20	
Arsenic	ND	1.0	µg/L		ND			NC	20	
Barium	64.6	10	µg/L		63.7			1.27	20	
Beryllium	ND	0.40	µg/L		ND			NC	20	
Cadmium	1.26	0.20	µg/L		1.24			1.68	20	
Chromium	ND	5.0	µg/L		ND			NC	20	
Lead	ND	0.50	µg/L		ND			NC	20	
Nickel	ND	5.0	µg/L		ND			NC	20	
Selenium	ND	5.0	µg/L		ND			NC	20	
Silver	ND	0.20	µg/L		ND			NC	20	R-04
Thallium	ND	0.20	µg/L		ND			NC	20	
Vanadium	24.0	10	µg/L		24.0			0.00835	20	
Zinc	ND	10	µg/L		ND			NC	20	
Matrix Spike (B398952-MS1)	**Source: 25B0691-06**			Prepared: 02/14/25 Analyzed: 02/18/25						
Antimony	523	10	µg/L	500.0	ND	105	75-125			
Arsenic	475	10	µg/L	500.0	ND	95.0	75-125			
Barium	549	100	µg/L	500.0	63.7	97.1	75-125			
Beryllium	502	4.0	µg/L	500.0	ND	100	75-125			
Cadmium	472	2.0	µg/L	500.0	1.24	94.1	75-125			
Chromium	495	50	µg/L	500.0	ND	99.0	75-125			
Lead	497	5.0	µg/L	500.0	ND	99.3	75-125			
Nickel	491	50	µg/L	500.0	ND	98.3	75-125			
Selenium	455	50	µg/L	500.0	ND	90.9	75-125			
Silver	470	2.0	µg/L	500.0	ND	94.0	75-125			
Thallium	493	2.0	µg/L	500.0	ND	98.6	75-125			
Vanadium	508	100	µg/L	500.0	ND	102	75-125			
Zinc	966	100	µg/L	1000	ND	96.6	75-125			
Post Spike (B398952-PS1)	**Source: 25B0691-06**			Prepared: 02/14/25 Analyzed: 02/18/25						
Antimony	5.05		µg/L	4.000	0.184	122	75-125			
Arsenic	24.6		µg/L	20.00	0.214	122	75-125			
Barium	149		µg/L	80.00	51.0	123	75-125			
Beryllium	24.2		µg/L	20.00	-0.00320	121	75-125			
Cadmium	24.8		µg/L	20.00	0.990	119	75-125			
Silver	4.77		µg/L	4.000	0.0800	117	75-125			
Vanadium	42.7		µg/L	20.00	19.2	118	75-125			
Dilution Check (B398952-SRL1)	**Source: 25B0691-06**			Prepared: 02/14/25 Analyzed: 02/18/25						
Antimony	ND	5.0	µg/L		ND				20	
Arsenic	ND	5.0	µg/L		ND				20	
Barium	61.4	50	µg/L		63.7			3.82	20	
Beryllium	ND	2.0	µg/L		ND				20	
Cadmium	1.26	1.0	µg/L		1.24			2.16	20	
Chromium	ND	25	µg/L		ND				20	
Lead	ND	2.5	µg/L		ND				20	
Nickel	ND	25	µg/L		ND				20	
Selenium	ND	25	µg/L		ND				20	
Silver	ND	1.0	µg/L		ND				20	
Vanadium	ND	50	µg/L		ND				20	
Zinc	ND	50	µg/L		ND				20	

Pace Analytical Services, LLC - East Longmeadow, Ma

39 Spruce Street * East Longmeadow, MA 01028 * FAX 413/525-6405 * TEL. 413/525-2332

QUALITY CONTROL

Metals Analyses (Dissolved) - Quality Control

Analyte	Result	Reporting Limit	Units	Spike Level	Source Result	%REC	%REC Limits	RPD	RPD Limit	Notes
Batch B399340 - SW-846 7470A Dissolved										
Blank (B399340-BLK1)				Prepared: 02/20/25 Analyzed: 02/24/25						
Mercury	ND	0.00020	mg/L							
LCS (B399340-BS1)				Prepared: 02/20/25 Analyzed: 02/24/25						
Mercury	0.00414	0.00020	mg/L	0.004020		103	80-120			
LCS Dup (B399340-BSD1)				Prepared: 02/20/25 Analyzed: 02/24/25						
Mercury	0.00413	0.00020	mg/L	0.004020		103	80-120	0.204	20	

Pace Analytical Services, LLC - East Longmeadow, Ma

39 Spruce Street * East Longmeadow, MA 01028 * FAX 413/525-6405 * TEL. 413/525-2332

FLAG/QUALIFIER SUMMARY

*	QC result is outside of established limits.
†	Wide recovery limits established for difficult compound.
‡	Wide RPD limits established for difficult compound.
#	Data exceeded client recommended or regulatory level
ND	Not Detected
RL	Reporting Limit is at the level of quantitation (LOQ)
DL	Detection Limit is the lower limit of detection determined by the MDL study
MCL	Maximum Contaminant Level
	Percent recoveries and relative percent differences (RPDs) are determined by the software using values in the calculation which have not been rounded.
	No results have been blank subtracted unless specified in the case narrative section.
R-04	Duplicate relative percent difference (RPD) is outside of control limits. RPD is a less useful indicator of sample precision for sample results that are <5 times the reporting limit (RL).
RL-07	Elevated reporting limit based on lowest point in calibration. MA CAM reporting limit not met.
V-05	Continuing calibration verification (CCV) did not meet method specifications and was biased on the low side for this compound.
V-16	Response factor is less than method specified minimum acceptable value. Reduced precision and accuracy may be associated with reported result.
V-20	Continuing calibration verification (CCV) did not meet method specifications and was biased on the high side. Data validation is not affected since sample result was "not detected" for this compound.

Pace Analytical Services, LLC - East Longmeadow, Ma

39 Spruce Street * East Longmeadow, MA 01028 * FAX 413/525-6405 * TEL. 413/525-2332

CERTIFICATIONS

Certified Analyses included in this Report

Analyte	Certifications
SW-846 6020B in Water	
Antimony	CT,NH,NY,ME,VA,NC
Arsenic	CT,NH,NY,NC,ME,VA
Barium	MA,NY,CT,NC,NH,ME,VA
Beryllium	CT,NH,NY,NC,ME,VA
Cadmium	CT,NH,NY,NC,ME,VA
Chromium	CT,NH,NY,NC,ME,VA
Lead	CT,NH,NY,NC,ME,VA
Nickel	CT,NH,NY,NC,ME,VA
Selenium	CT,NH,NY,NC,ME,VA
Silver	CT,NC,NH,NY,ME,VA
Thallium	CT,NH,NY,NC,ME,VA
Vanadium	CT,NH,NY,NC,ME,VA
Zinc	CT,NH,NY,NC,ME,VA
SW-846 7470A in Water	
Mercury	CT,NH,NY,NC,ME,VA
SW-846 8260D in Water	
Acetone	CT,NH,NY,ME,NJ
tert-Amyl Methyl Ether (TAME)	NH,NY,ME,NJ
Benzene	CT,NH,NY,ME,NJ
Bromobenzene	ME,NJ
Bromochloromethane	NH,NY,ME,NJ
Bromodichloromethane	CT,NH,NY,ME,NJ
Bromoform	CT,NH,NY,ME,NJ
Bromomethane	CT,NH,NY,ME,NJ
2-Butanone (MEK)	CT,NH,NY,ME,NJ
n-Butylbenzene	NY,ME,NJ
sec-Butylbenzene	NY,ME,NJ
tert-Butylbenzene	NY,ME,NJ
tert-Butyl Ethyl Ether (TBEE)	NH,NY,ME,NJ
Carbon Disulfide	CT,NH,NY,ME,NJ
Carbon Tetrachloride	CT,NH,NY,ME,NJ
Chlorobenzene	CT,NH,NY,ME,NJ
Chlorodibromomethane	CT,NH,NY,ME,NJ
Chloroethane	CT,NH,NY,ME,NJ
Chloroform	CT,NH,NY,ME,NJ
Chloromethane	CT,NH,NY,ME,NJ
2-Chlorotoluene	NY,ME,NJ
4-Chlorotoluene	NY,ME,NJ
1,2-Dibromo-3-chloropropane (DBCP)	NY,NJ
1,2-Dibromoethane (EDB)	NY,NJ
Dibromomethane	NH,NY,ME,NJ
1,2-Dichlorobenzene	CT,NY,ME,NJ
1,3-Dichlorobenzene	CT,NH,NY,ME,NJ
1,4-Dichlorobenzene	CT,NH,NY,ME,NJ
Dichlorodifluoromethane (Freon 12)	NH,NY,ME,NJ
1,1-Dichloroethane	CT,NH,NY,ME,NJ

Pace Analytical Services, LLC - East Longmeadow, Ma

39 Spruce Street * East Longmeadow, MA 01028 * FAX 413/525-6405 * TEL. 413/525-2332

CERTIFICATIONS

Certified Analyses included in this Report

Analyte	Certifications
SW-846 8260D in Water	
1,2-Dichloroethane	CT,NH,NY,ME,NJ
1,1-Dichloroethylene	CT,NH,NY,ME,NJ
cis-1,2-Dichloroethylene	NY,ME,NJ
trans-1,2-Dichloroethylene	CT,NH,NY,ME,NJ
1,2-Dichloropropane	CT,NH,NY,ME,NJ
1,3-Dichloropropane	NY,ME,NJ
2,2-Dichloropropane	NH,NY,ME,NJ
1,1-Dichloropropene	NH,NY,ME,NJ
cis-1,3-Dichloropropene	CT,NH,NY,ME,NJ
trans-1,3-Dichloropropene	CT,NH,NY,ME,NJ
Diethyl Ether	NJ
Diisopropyl Ether (DIPE)	NH,NY,ME,NJ
1,4-Dioxane	NJ
Ethylbenzene	CT,NH,NY,ME,NJ
Hexachlorobutadiene	CT,NH,NY,ME,NJ
2-Hexanone (MBK)	CT,NH,NY,ME,NJ
Isopropylbenzene (Cumene)	NY,ME,NJ
p-Isopropyltoluene (p-Cymene)	CT,NH,NY,ME,NJ
Methyl tert-Butyl Ether (MTBE)	CT,NH,NY,ME,NJ
Methylene Chloride	CT,NH,NY,ME,NJ
4-Methyl-2-pentanone (MIBK)	CT,NH,NY,ME,NJ
Naphthalene	NH,NY,ME,NJ
n-Propylbenzene	CT,NH,NY,ME,NJ
Styrene	CT,NH,NY,ME,NJ
1,1,1,2-Tetrachloroethane	CT,NH,NY,ME,NJ
1,1,2,2-Tetrachloroethane	CT,NH,NY,ME,NJ
Tetrachloroethylene	CT,NH,NY,ME,NJ
Toluene	CT,NH,NY,ME,NJ
1,2,3-Trichlorobenzene	NH,NY,ME,NJ
1,2,4-Trichlorobenzene	CT,NH,NY,ME,NJ
1,1,1-Trichloroethane	CT,NH,NY,ME,NJ
1,1,2-Trichloroethane	CT,NH,NY,ME,NJ
Trichloroethylene	CT,NH,NY,ME,NJ
Trichlorofluoromethane (Freon 11)	CT,NH,NY,ME,NJ
1,2,3-Trichloropropane	NH,NY,ME,NJ
1,2,4-Trimethylbenzene	NY,ME,NJ
1,3,5-Trimethylbenzene	NY,ME,NJ
Vinyl Chloride	CT,NH,NY,ME,NJ
m+p Xylene	CT,NH,NY,ME,NJ
o-Xylene	CT,NH,NY,ME,NJ

Pace Analytical Services, LLC - East Longmeadow, Ma

39 Spruce Street * East Longmeadow, MA 01028 * FAX 413/525-6405 * TEL. 413/525-2332

Pace Analytical Services, LLC - East Longmeadow, Ma, operates under the following certifications and accreditations:

Code	Description	Number	Expires
MA	Massachusetts DEP	M-MA100	06/30/2025
CT	Connecticut Department of Public Health	PH-0821	12/31/2026
NY	New York State Department of Health	10899 NELAP	04/1/2025
NH	New Hampshire Environmental Lab	2516 NELAP	02/5/2026
NC	North Carolina Div. of Water Quality	652	12/31/2025
NJ	New Jersey DEP	MA007 NELAP	06/30/2025
ME	State of Maine	MA00100	06/9/2025
VA	Commonwealth of Virginia	460217	12/14/2025

25B0641

http://www.pacelabs.com

Doc # 381 Rev 5_07/13/2021

Pace Analytical®

Phone: 413-525-2332
Fax: 413-525-6405

CHAIN OF CUSTODY RECORD

39 Spruce Street
East Longmeadow, MA 01028

Page 1 of 2

Access COC's and Support Requests

Company Name:	Weston & Sampson
Address:	55 Walkers Brook Dr, Reading MA
Phone:	1-800-SAMPSON
Project Name:	Medfield State Hospital
Project Location:	45 Hospital Rd, Medfield MA
Project Number:	ENG23-2641
Project Manager:	Rebecca Mauser-Hoyt
Pace Quote Name/Number:	Corp Price
Invoice Recipient:	RMH
Sampled By:	PRB, NCF

Requested Turnaround Time
7-Day ☐ 10-Day ☐
PFAS 10-Day (std) ☐ Due Date: 5/2

Rush-Approval Required
1-Day ☐ 3-Day ☐
2-Day ☐ 4-Day ☐

Data Delivery
Format: PDF ☒ EXCEL ☒
Other:
CLP Like Data Pkg Required: ☐
Email To: Peter B, Dan K,
Fax To #: Matt M

Dissolved Metals Samples
○ Field Filtered
○ Lab to Filter

Orthophosphate Samples
○ Field Filtered
○ Lab to Filter

PCB ONLY
SOXHLET ☐
NON SOXHLET ☐

ANALYSIS REQUESTED

Pace Work Order#	Client Sample ID / Description	Beginning Date/Time	Ending Date/Time	COMP/GRAB	[1]Matrix Code	Conc Code	VIALS	GLASS	PLASTIC	BACTERIA	ENCORE	VOCs 8260	MCP-14 Metals
1	SPD-MW-401S	2/10	1115	Grab	GW	U	2					X	
2	SPD-MW-500	2/10	1135	↓	↓	↓	2					X	
3	SPD-MW-704	2/10	1200	↓	↓	↓	2					X	
4	SPD-MW-504R	2/11	1235	↓	↓	↓	2					X	
5	SPD-MW-402	2/10	1250	↓	↓	↓	2					X	
6	CD-MW-505	2/10	1300	↓	↓	↓	2		1			X	X
7	CD-MW-504	2/11	0645	↓	↓	↓	2		1			X	X
8	CD-MW-503	2/11	0950	↓	↓	↓	2		1			X	X
9	CD-MW-502	2/11	0940	↓	↓	↓	2		1			X	X
10	CD-MW-501	2/11	1115	↓	↓	↓	2		1			X	X

[2] Preservation Code
Courier Use Only
Total Number Of:
VIALS_____
GLASS_____
PLASTIC_____
BACTERIA_____
ENCORE_____

Glassware in the fridge? Y / N
Glassware in freezer? Y / N
Prepackaged Cooler? Y / N

*Pace Analytical is not responsible for missing samples from prepacked coolers

[1] **Matrix Codes:**
GW = Ground Water
WW = Waste Water
DW = Drinking Water
A = Air
S = Soil
SL = Sludge
SOL = Solid
O = Other (please define)

[2] **Preservation Codes:**
I = Iced
H = HCL
M = Methanol
N = Nitric Acid
S = Sulfuric Acid
B = Sodium Bisulfate
X = Sodium Hydroxide
T = Sodium Thiosulfate
O = Other (please define)

Relinquished by: (signature)	Date/Time:
[signature]	2/12 1015
Received by: (signature) [signature] Pace	2-12-25 1210
Relinquished by: (signature) [signature] Pace	2-12-25 1745
Received by: (signature) [signature]	2/12/25 1745
Relinquished by: (signature) [signature]	2-12-25 22[illegible]
Received by: (signature) [signature]	2/12/25 2200
Relinquished by: (signature) [signature]	2-13-25 1200
Received by: (signature) [signature] 26.4.7	2/13/25

Client Comments:

Detection Limit Requirements
MA GW-1
CT
Other:

Special Requirements
☒ MA MCP Required
MCP Certification Form Required
☐ CT RCP Required
RCP Certification Form Required
☐ MA State DW Required
PWSID #

Please use the following codes to indicate possible sample concentration within the Conc Code column above:
H - High; M - Medium; L - Low; C - Clean; U - Unknown

NELAC and AIHA-LAP, LLC Accredited

Project Entity
Government ☒ Municipality ☐ MWRA ☐ WRTA ☐
Federal ☐ 21 J ☐ School ☐
City ☐ Brownfield ☐ MBTA ☐

Other
☐ Chromatogram
☐ AIHA-LAP,LLC

Lab Comments: 0020

Disclaimer: Pace Analytical is not responsible for any omitted information on the Chain of Custody. The Chain of Custody is a legal document that must be complete and accurate and is used to determine what analyses the laboratory will perform. Any missing information is not the laboratory's responsibility. Pace Analytical values your partnership on each project and will try to assist with missing information, but will not be held accountable.

Table of Contents

25B0691

http://www.pacelabs.com

Doc # 381 Rev 5_07/13/2021

Page 2 of 2

Pace Analytical®

Phone: 413-525-2332
Fax: 413-525-6405
Access COC's and Support Requests

CHAIN OF CUSTODY RECORD

39 Spruce Street
East Longmeadow, MA 01028

Company Name:
Address:
Phone:
Project Name:
Project Location:
Project Number:
Project Manager:
Pace Quote Name/Number:
Invoice Recipient:
Sampled By:

CFF
PG 1

Requested Turnaround Time			
7-Day	☐	10-Day	☐
PFAS 10-Day (std)	☐	Due Date:	

Rush Approval Required			
1-Day	☐	3-Day	☐
2-Day	☐	4-Day	☐

Data Delivery			
Format:	PDF ☐	EXCEL ☐	
Other:			
CLP Like Data Pkg Required:	☐		
Email To:			
Fax To #:			

Dissolved Metals Samples	
○	Field Filtered
○	Lab to Filter

Orthophosphate Samples	
○	Field Filtered
○	Lab to Filter

PCB ONLY

SOXHLET ☐

NON SOXHLET ☐

ANALYSIS REQUESTED

Pace Work Order#	Client Sample ID / Description	Beginning Date/Time	Ending Date/Time	COMP/GRAB	[1]Matrix Code	Conc Code	VIALS	GLASS	PLASTIC	BACTERIA	ENCORE	VOCs 8260	MCP-14 Metals
11	CD-MW-500	2/11	1220	Grab	GW	U	2		1			X	X
12	CD-MW-605	2/10	1420				2		1			X	X
13	CD-MW-604	2/10	1435				2		1			X	X
14	CD-MW-603	2/10	1500				2		1			X	X
15	CD-MW-602	2/11	1115				2		1			X	X
16	CD-MW-601	2/11	1150				2		1			X	X
17	CD-MW-600	2/12	0600				2		1			X	X
18	DUP-1						2		1			X	
19	DUP-2						2		1			X	X
20	TRIP BLANK			↓	↓	↓	2					X	

[2] Preservation Code

Courier Use Only

Total Number Of

VIALS
GLASS
PLASTIC
BACTERIA
ENCORE

Glassware in the fridge? Y / N

Glassware in freezer? Y / N

Prepackaged Cooler? Y / N

*Pace Analytical is not responsible for missing samples from prepacked coolers

[1] Matrix Codes:
GW = Ground Water
WW = Waste Water
DW = Drinking Water
A = Air
S = Soil
SL = Sludge
SOL = Solid
O = Other (please define)

[2] Preservation Codes:
I = Iced
H = HCL
M = Methanol
N = Nitric Acid
S = Sulfuric Acid
B = Sodium Bisulfate
X = Sodium Hydroxide
T = Sodium Thiosulfate
O = Other (please define)

Relinquished by: (signature)	Date/Time:
[illegible]	2/12 10:15
Received by: (signature) Pace	2-12-25 1210
Relinquished by: (signature) Pace	2-12-25 1745
Received by: (signature)	2/12/25 1745
Relinquished by: (signature)	2-12-25 2320
Received by: (signature)	2/13/25 0200
Relinquished by: (signature)	2-13-25 1200
Received by: (signature) 26, 47	2/13/25 [illegible]

Client Comments:

Lab Comments:

0020

Detection Limit Requirements	
MA	GW-1
CT	
Other:	

Special Requirements	
MA MCP Required	☒
MCP Certification Form Required	☐
CT RCP Required	
RCP Certification Form Required	
MA State DW Required	☐
PWSID #	

Please use the following codes to indicate possible sample concentration within the Conc Code column above:
H - High; M - Medium; L - Low; C - Clean; U - Unknown

NELAC and AIHA-LAP, LLC Accredited

Project Entity

Government	☒	Municipality	☐	MWRA	☐	WRTA	☐
Federal	☐	21 J	☐	School	☐		
City	☐	Brownfield	☐	MBTA	☐		

Other
☐ Chromatogram
☐ AIHA-LAP,LLC

Disclaimer: Pace Analytical is not responsible for any omitted information on the Chain of Custody. The Chain of Custody is a legal document that must be complete and accurate and is used to determine what analyses the laboratory will perform. Any missing information is not the laboratory's responsibility. Pace Analytical values your partnership on each project and will try to assist with missing information, but will not be held accountable.

Table of Contents

Pace ANALYTICAL SERVICES	DC#_Title: ENV-FRM-ELON-0001 v08_Sample Receiving Checklist
	Effective Date: 06/11/2024

Log In Back-Sheet

Client Weston & Sampson

Project Medfield State Hospital

MCP/RCP Required MA MCP

Deliverable Package Requirement MA

Location 45 Hospital Rd, Medfield, MA

PWSID# (When Applicable) MA

Arrival Method:

Courier ☑ Fed Ex ☐ Walk In ☐ Other ☐

Received By / Date / Time MEM 211325 0020

Back-Sheet By / Date / Time JA 211325 833

Temperature Method Gun # 6

WV samples: Yes (see note*) (No) (follow normal procedure)

Temp ✓ < 6° C Actual Temperature 2.6/4.7

Rush Samples: Yes / (No) Notify

Short Hold: Yes / (No) Notify

Notes regarding Samples/COC outside of SOP:

Login Sample Receipt Checklist – (Rejection Criteria Listing – Using Acceptance Policy) Any False statement will be brought to the attention of the Client – True or False

	True	False
Received on Ice	☑	☐
Received in Cooler	☑	☐
Custody Seal: DATE TIME	☐	☑
COC Relinquished	☑	☐
COC/Samples Labels Agree	☑	☐
All Samples in Good Condition	☑	☐
Samples Received within Holding Time	☑	☐
Is there enough Volume	☑	☐
Proper Media/Container Used	☑	☐
Splitting Samples Required	☐	☑
MS/MSD	☐	☑
Trip Blanks	☑	☐
Lab to Filters	☐	☑
COC Legible	☑	☐

COC Included: (Check all included)

Client	☑	Analysis	☑	Sampler Name	☑
Project	☐	IDs	☐	Collection Date/Time	☑

All Samples Proper pH: (N/A) ☐ ☐

Additional Container Notes

**Note: West Virginia requires all samples to have their temperature taken. Note any outliers.*

Qualtrax ID: 120836

Pace	DC#_Title: ENV-FRM-ELON-0001 v08_Sample Receiving Checklist
	Effective Date: 06/11/2024

Sample			
16oz Amb/Clear	Soils Jars (Circle Amb/Clear)		
8oz Amb/Clear			
4oz Amb/Clear			
2oz Amb/Clear			
Unpreserved	Ambers	1 Liter	
HCL			
Sulfuric			
Sulfuric		250mL	
Phosphoric			
HCl			
Unpreserved		100mL	
Unpreserved	Plastics	1 Liter	
Sulfuric			
Unpreserved		500mL	
Sulfuric			
Unpreserved		250mL	
Trizma			
Sulfuric			
Nitric			
NaOH			
Ammonium Acetate			
NaOH/Zinc			
Unpreserved	VOA Vials		
HCl			
MeOH			
D.I. Water			
BiSulfate			
Col/Bact	Other / Fill in		

Qualtrax ID: 120836

MADEP MCP Analytical Method Report Certification Form

Laboratory Name: Pace New England	Project #: 25B0691
Project Location: 45 Hospital Rd, Medfield, MA	RTN:

This Form provides certifications for the following data set: [list Laboratory Sample ID Number(s)]

25B0691-01 thru 25B0691-20

Matrices: Water

CAM Protocol (check all that below)

8260 VOC CAM II A (X)	7470/7471 Hg CAM IIIB (X)	MassDEP VPH (GC/PID/FID) CAM IV A ( )	8082 PCB CAM V A ( )	9014 Total Cyanide/PAC CAM VI A ( )	6860 Perchlorate CAM VIII B ( )
8270 SVOC CAM II B ( )	7010 Metals CAM III C ( )	MassDEP VPH (GC/MS) CAM IV C ( )	8081 Pesticides CAM V B ( )	7196 Hex Cr CAM VI B ( )	MassDEP APH CAM IX A ( )
6010 Metals CAM III A ( )	6020 Metals CAM III D (X)	MassDEP EPH CAM IV B ( )	8151 Herbicides CAM V C ( )	8330 Explosives CAM VIII A ( )	TO-15 VOC CAM IX B ( )

Affirmative response to Questions A throughF is required for "Presumptive Certainty" status

A	Were all samples received in a condition consistent with those described on the Chain-of-Custody, properly preserved (including temperature) in the field or laboratory, and prepared/analyzed within method holding times?	☑ Yes	☐ No[1]
B	Were the analytical method(s) and all associated QC requirements specificed in the selected CAM protocol(s) followed?	☑ Yes	☐ No[1]
C	Were all required corrective actions and analytical response actions specified in the selected CAM protocol(s) implemented for all identified performance standard non-conformances?	☑ Yes	☐ No[1]
D	Does the laboratory report comply with all the reporting requirements specified in CAM VII A, Quality Assurance and Quality Control Guidlines for the Acquisition and Reporting of Analytical Data?	☑ Yes	☐ No[1]
E a	VPH, EPH, and APH Methods only: Was each method conducted without significant modification(s)? (Refer to the individual method(s) for a list of significant modifications).	☐ Yes	☐ No[1]
E b	APH and TO-15 Methods only: Was the complete analyte list reported for each method?	☐ Yes	☐ No[1]
F	Were all applicable CAM protocol QC and performance standard non-conformances identified and evaluated in a laboratory narrative (including all No responses to Qestions A through E)?	☑ Yes	☐ No[1]

A response to questions G, H and I below is required for "Presumptive Certainty" status

G	Were the reporting limits at or below all CAM reporting limits specified in the selected CAM protocol(s)?	☐ Yes	☑ No[1]

***Data User Note:* Data that achieve "Presumptive Certainty" status may not necessarily meet the data usability and representativeness requirements described in 310 CMR 40. 1056 (2)(k) and WSC-07-350.**

H	Were all QC perfomance standards specified in the CAM protocol(s) achieved?	☐ Yes	☑ No[1]
I	Were results reported for the complete analyte list specified in the selected CAM protocol(s)?	☑ Yes	☐ No[1]

[1] *All Negative responses must be addressed in an attached Environmental Laboratory case narrative.*

I, the undersigned, attest under the pains and penalties of perjury that, based upon my personal inquiry of those responsible for obtaining the information, the material contained in this analytical report is, to the best of my knowledge and belief, accurate and complete.

Signature: Meghan E. Kelley Position: Reporting Specialist

Printed Name: Meghan E. Kelley Date: 02/24/25

Pace Analytical Services, LLC - East Longmeadow, Ma

39 Spruce Street * East Longmeadow, MA 01028 * FAX 413/525-6405 * TEL. 413/525-2332

June 24, 2025

Daron Kurkjian
Weston & Sampson Engineers MA
55 Walkers Brook Drive
Reading, MA 01867

Project Location: Medfield, MA
Client Job Number:
Project Number: [none]
Laboratory Work Order Number: 25E1382

Enclosed are results of analyses for samples as received by the laboratory on May 16, 2025. If you have any questions concerning this report, please feel free to contact me.

Sincerely,



Rebecca Faust
Project Manager

Table of Contents

Sample Summary 4

Case Narrative 6

Sample Results 9

25E1382-01 9

25E1382-02 10

25E1382-03 11

25E1382-04 12

25E1382-05 13

25E1382-06 16

25E1382-07 19

25E1382-08 22

25E1382-09 25

25E1382-10 26

25E1382-11 27

25E1382-12 30

25E1382-13 33

25E1382-14 36

25E1382-15 39

25E1382-16 41

25E1382-17 43

25E1382-18 45

25E1382-19 47

25E1382-20 49

25E1382-21 51

25E1382-22 53

Table of Contents (continued)

25E1382-23 55

25E1382-24 57

25E1382-25 59

25E1382-26 61

25E1382-27 63

Sample Preparation Information 64

QC Data 65

Volatile Organic Compounds by GC/MS 65

B405452 65

Semivolatile Organic Compounds by - LC/MS-MS 70

B405406 70

B405648 72

Flag/Qualifier Summary 75

Internal standard Area & RT Summary 76

Certifications 98

Chain of Custody/Sample Receipt 101

Pace Analytical Services, LLC - East Longmeadow, Ma

39 Spruce Street * East Longmeadow, MA 01028 * FAX 413/525-6405 * TEL. 413/525-2332

Weston & Sampson Engineers MA
55 Walkers Brook Drive
Reading, MA 01867
ATTN: Daron Kurkjian

REPORT DATE: 6/24/2025

PURCHASE ORDER NUMBER:

PROJECT NUMBER: [none]

ANALYTICAL SUMMARY

WORK ORDER NUMBER: 25E1382

The results of analyses performed on the following samples submitted to Pace Analytical Services, LLC - East Longmeadow, Ma, are found in this report.

PROJECT LOCATION: Medfield, MA

FIELD SAMPLE #	LAB ID:	MATRIX	SAMPLE DESCRIPTION	TEST	SUB LAB
SPD-MW-906	25E1382-01	Ground Water		SOP-454 PFAS	
SPD-MW-602	25E1382-02	Ground Water		SOP-454 PFAS	
SPD-MW-905	25E1382-03	Ground Water		SOP-454 PFAS	
SPD-MW-501	25E1382-04	Ground Water		SOP-454 PFAS	
SPD-MW-401S	25E1382-05	Ground Water		SOP-454 PFAS	
				SW-846 8260D	
DUP-1	25E1382-06	Ground Water		SOP-454 PFAS	
				SW-846 8260D	
SPD-MW-704	25E1382-07	Ground Water		SOP-454 PFAS	
				SW-846 8260D	
SPD-IW-101	25E1382-08	Ground Water		SOP-454 PFAS	
				SW-846 8260D	
SPD-MW-903S	25E1382-09	Ground Water		SOP-454 PFAS	
SPD-MW-903D	25E1382-10	Ground Water		SOP-454 PFAS	
SPD-MW-402	25E1382-11	Ground Water		SOP-454 PFAS	
				SW-846 8260D	
CD-MW-603	25E1382-12	Ground Water		SOP-454 PFAS	
				SW-846 8260D	
				varies	M-MA-086/CT PH-0826/NY11148
CD-MW-601	25E1382-13	Ground Water		SOP-454 PFAS	
				SW-846 8260D	
				varies	M-MA-086/CT PH-0826/NY11148
DUP-2	25E1382-14	Ground Water		SOP-454 PFAS	
				SW-846 8260D	
				varies	M-MA-086/CT PH-0826/NY11148
CD-MW-500	25E1382-15	Ground Water		SW-846 8260D	
				varies	M-MA-086/CT PH-0826/NY11148
CD-MW-501	25E1382-16	Ground Water		SW-846 8260D	
				varies	M-MA-086/CT PH-0826/NY11148
CD-MW-503	25E1382-17	Ground Water		SW-846 8260D	
				varies	M-MA-086/CT PH-0826/NY11148
CD-MW-605	25E1382-18	Ground Water		SW-846 8260D	
				varies	M-MA-086/CT PH-0826/NY11148
CD-MW-505	25E1382-19	Ground Water		SW-846 8260D	
				varies	M-MA-086/CT PH-0826/NY11148
CD-MW-504	25E1382-20	Ground Water		SW-846 8260D	

Pace Analytical Services, LLC - East Longmeadow, Ma

39 Spruce Street * East Longmeadow, MA 01028 * FAX 413/525-6405 * TEL. 413/525-2332

Weston & Sampson Engineers MA
55 Walkers Brook Drive
Reading, MA 01867
ATTN: Daron Kurkjian

REPORT DATE: 6/24/2025

PURCHASE ORDER NUMBER:

PROJECT NUMBER: [none]

ANALYTICAL SUMMARY

WORK ORDER NUMBER: 25E1382

The results of analyses performed on the following samples submitted to Pace Analytical Services, LLC - East Longmeadow, Ma, are found in this report.

PROJECT LOCATION: Medfield, MA

FIELD SAMPLE #	LAB ID:	MATRIX	SAMPLE DESCRIPTION	TEST	SUB LAB
SPD-MW-500	25E1382-21	Ground Water		SW-846 8260D	
SPD-MW-504R	25E1382-22	Ground Water		SW-846 8260D	
CD-MW-604	25E1382-23	Ground Water		SW-846 8260D	
				varies	M-MA-086/CT PH-0826/NY11148
CD-MW-600	25E1382-24	Ground Water		SW-846 8260D	
				varies	M-MA-086/CT PH-0826/NY11148
CD-MW-602	25E1382-25	Ground Water		SW-846 8260D	
				varies	M-MA-086/CT PH-0826/NY11148
CD-MW-502	25E1382-26	Ground Water		SW-846 8260D	
				varies	M-MA-086/CT PH-0826/NY11148
FB	25E1382-27	Field Blank		SOP-454 PFAS	

Pace Analytical Services, LLC - East Longmeadow, Ma

39 Spruce Street * East Longmeadow, MA 01028 * FAX 413/525-6405 * TEL. 413/525-2332

CASE NARRATIVE SUMMARY

All reported results are within defined laboratory quality control objectives unless listed below or otherwise qualified in this report.

Sample 21 &22 were not supposed to marked for Metals. Deleted per client.
28 & 29 TB bottles not received by login and client unsure if noever sent.

REVISED REPORT: Sample ID updated.

Pace Analytical Services, LLC - East Longmeadow, Ma

39 Spruce Street * East Longmeadow, MA 01028 * FAX 413/525-6405 * TEL. 413/525-2332

SOP-454 PFAS

Qualifications:

PF-17

Extracted Internal Standard recovery is outside of control limits. Data is not significantly affected since associated analyte is not detected and bias is on the high side.

Analyte & Samples(s) Qualified:

M2-4:2FTS
25E1382-03[SPD-MW-905]

M2-6:2FTS
25E1382-03[SPD-MW-905], 25E1382-09[SPD-MW-903S], 25E1382-11[SPD-MW-402], 25E1382-14[DUP-2]

PF-18

Re-analysis confirmed Extracted Internal Standard failure due to matrix effects.

Analyte & Samples(s) Qualified:

M2PFTA
25E1382-12RE1[CD-MW-603], 25E1382-13RE1[CD-MW-601]

M8FOSA
25E1382-12RE1[CD-MW-603], 25E1382-13RE1[CD-MW-601]

MPFBA
25E1382-12RE1[CD-MW-603], 25E1382-13RE1[CD-MW-601]

MPFDoA
25E1382-13RE1[CD-MW-601]

PF-23

Qualifier ion ratio <50% of associated calibration. Detection is suspect.

Analyte & Samples(s) Qualified:

Perfluorobutanesulfonic acid (PFBS)
25E1382-03[SPD-MW-905]

S-29

Extracted Internal Standard is outside of control limits.

Analyte & Samples(s) Qualified:

M2PFTA
25E1382-02[SPD-MW-602], 25E1382-05[SPD-MW-401S], 25E1382-07[SPD-MW-704], 25E1382-09[SPD-MW-903S], 25E1382-10[SPD-MW-903D], 25E1382-11[SPD-MW-402], 25E1382-14[DUP-2]

M8FOSA
25E1382-07[SPD-MW-704], 25E1382-10[SPD-MW-903D], 25E1382-11[SPD-MW-402]

MPFBA
25E1382-03[SPD-MW-905], 25E1382-09[SPD-MW-903S], 25E1382-11[SPD-MW-402], 25E1382-14[DUP-2]

MPFDoA
25E1382-07[SPD-MW-704]

SW-846 8260D

Qualifications:

L-07

Either laboratory fortified blank/laboratory control sample or duplicate recovery is outside of control limits, but the other is within limits. RPD between the two LFB/LCS results is within method specified criteria.

Analyte & Samples(s) Qualified:

1,2-Dichloroethane
B405452-BSD1

Bromochloromethane
B405452-BSD1

Hexachlorobutadiene
B405452-BSD1

Pace Analytical Services, LLC - East Longmeadow, Ma

39 Spruce Street * East Longmeadow, MA 01028 * FAX 413/525-6405 * TEL. 413/525-2332

RL-07

Elevated reporting limit based on lowest point in calibration.
MA CAM reporting limit not met.

Analyte & Samples(s) Qualified:

Carbon Disulfide

25E1382-05[SPD-MW-401S], 25E1382-06[DUP-1], 25E1382-07[SPD-MW-704], 25E1382-08[SPD-IW-101], 25E1382- 11[SPD-MW-402], 25E1382-12[CD-MW-603], 25E1382-13[CD-MW-601], 25E1382-14[DUP-2], 25E1382-15[CD-MW-500], 25E1382-16[CD-MW-501], 25E1382-17[CD-MW-503], 25E1382-18[CD-MW-605], 25E1382-19[CD-MW-505], 25E1382-20[CD-MW-504], 25E1382-21[SPD-MW-500], 25E1382-22[SPD-MW-504R], 25E1382-23[CD-MW-604], 25E1382-24[CD-MW-600], 25E1382-25[CD-MW-602], 25E1382-26[CD-MW-502]

Methylene Chloride

25E1382-05[SPD-MW-401S], 25E1382-06[DUP-1], 25E1382-07[SPD-MW-704], 25E1382-08[SPD-IW-101], 25E1382- 11[SPD-MW-402], 25E1382-12[CD-MW-603], 25E1382-13[CD-MW-601], 25E1382-14[DUP-2], 25E1382-15[CD-MW-500], 25E1382-16[CD-MW-501], 25E1382-17[CD-MW-503], 25E1382-18[CD-MW-605], 25E1382-19[CD-MW-505], 25E1382-20[CD-MW-504], 25E1382-21[SPD-MW-500], 25E1382-22[SPD-MW-504R], 25E1382-23[CD-MW-604], 25E1382-24[CD-MW-600], 25E1382-25[CD-MW-602], 25E1382-26[CD-MW-502]

V-05

Continuing calibration verification (CCV) did not meet method specifications and was biased on the low side for this compound.

Analyte & Samples(s) Qualified:

Bromomethane

25E1382-05[SPD-MW-401S], 25E1382-06[DUP-1], 25E1382-07[SPD-MW-704], 25E1382-08[SPD-IW-101], 25E1382- 11[SPD-MW-402], 25E1382-12[CD-MW-603], 25E1382-13[CD-MW-601], 25E1382-14[DUP-2], 25E1382-15[CD-MW-500], 25E1382-16[CD-MW-501], 25E1382-17[CD-MW-503], 25E1382-18[CD-MW-605], 25E1382-19[CD-MW-505], 25E1382-20[CD-MW-504], 25E1382-21[SPD-MW-500], 25E1382-22[SPD-MW-504R], 25E1382-23[CD-MW-604], 25E1382-24[CD-MW-600], 25E1382-25[CD-MW-602], 25E1382-26[CD-MW-502], B405452-BLK1, B405452-BS1, B405452-BSD1, S121665-CCV1

Chloroethane

25E1382-05[SPD-MW-401S], 25E1382-06[DUP-1], 25E1382-07[SPD-MW-704], 25E1382-08[SPD-IW-101], 25E1382- 11[SPD-MW-402], 25E1382-12[CD-MW-603], 25E1382-13[CD-MW-601], 25E1382-14[DUP-2], 25E1382-15[CD-MW-500], 25E1382-16[CD-MW-501], 25E1382-17[CD-MW-503], 25E1382-18[CD-MW-605], 25E1382-19[CD-MW-505], 25E1382-20[CD-MW-504], 25E1382-21[SPD-MW-500], 25E1382-22[SPD-MW-504R], 25E1382-23[CD-MW-604], 25E1382-24[CD-MW-600], 25E1382-25[CD-MW-602], 25E1382-26[CD-MW-502], B405452-BLK1, B405452-BS1, B405452-BSD1, S121665-CCV1

V-16

Response factor is less than method specified minimum acceptable value. Reduced precision and accuracy may be associated with reported result.

Analyte & Samples(s) Qualified:

1,4-Dioxane

S121665-CCV1

V-20

Continuing calibration verification (CCV) did not meet method specifications and was biased on the high side. Data validation is not affected since sample result was "not detected" for this compound.

Analyte & Samples(s) Qualified:

Bromochloromethane

B405452-BS1, B405452-BSD1, S121665-CCV1

Chloromethane

B405452-BS1, B405452-BSD1, S121665-CCV1

Hexachlorobutadiene

B405452-BS1, B405452-BSD1, S121665-CCV1

trans-1,3-Dichloropropene

B405452-BS1, B405452-BSD1, S121665-CCV1

The results of analyses reported only relate to samples submitted to Pace Analytical Services, LLC - East Longmeadow, Ma, for testing.
I certify that the analyses listed above, unless specifically listed as subcontracted, if any, were performed under my direction according to the approved methodologies listed in this document, and that based upon my inquiry of those individuals immediately responsible for obtaining the information, the material contained in this report is, to the best of my knowledge and belief, accurate and complete.

Rebecca Faust
Project Manager 1

Pace Analytical Services, LLC - East Longmeadow, Ma

39 Spruce Street * East Longmeadow, MA 01028 * FAX 413/525-6405 * TEL. 413/525-2332

Project Location: Medfield, MA | Sample Description: | Work Order: 25E1382

Date Received: 5/16/2025

Field Sample #: SPD-MW-906 | Sampled: 5/14/2025 10:10

Sample ID: 25E1382-01

Sample Matrix: Ground Water

Semivolatile Organic Compounds by - LC/MS-MS

Analyte	Results	RL	Units	Dilution	Flag/Qual	Method	Date Prepared	Date/Time Analyzed	Analyst
Perfluorobutanoic acid (PFBA)	4.0	1.9	ng/L	1		SOP-454 PFAS	5/20/25	5/21/25 10:08	AB
Perfluorobutanesulfonic acid (PFBS)	ND	1.9	ng/L	1		SOP-454 PFAS	5/20/25	5/21/25 10:08	AB
Perfluoropentanoic acid (PFPeA)	ND	1.9	ng/L	1		SOP-454 PFAS	5/20/25	5/21/25 10:08	AB
Perfluorohexanoic acid (PFHxA)	2.1	1.9	ng/L	1		SOP-454 PFAS	5/20/25	5/21/25 10:08	AB
11Cl-PF3OUdS (F53B Major)	ND	1.9	ng/L	1		SOP-454 PFAS	5/20/25	5/21/25 10:08	AB
9Cl-PF3ONS (F53B Minor)	ND	1.9	ng/L	1		SOP-454 PFAS	5/20/25	5/21/25 10:08	AB
4,8-Dioxa-3H-perfluorononanoic acid (ADONA)	ND	1.9	ng/L	1		SOP-454 PFAS	5/20/25	5/21/25 10:08	AB
Hexafluoropropylene oxide dimer acid (HFPO-DA)	ND	1.9	ng/L	1		SOP-454 PFAS	5/20/25	5/21/25 10:08	AB
8:2 Fluorotelomersulfonic acid (8:2FTS A)	ND	1.9	ng/L	1		SOP-454 PFAS	5/20/25	5/21/25 10:08	AB
Perfluorodecanoic acid (PFDA)	ND	1.9	ng/L	1		SOP-454 PFAS	5/20/25	5/21/25 10:08	AB
Perfluorododecanoic acid (PFDoA)	ND	1.9	ng/L	1		SOP-454 PFAS	5/20/25	5/21/25 10:08	AB
Perfluoro(2-ethoxyethane)sulfonic acid (PFEESA)	ND	1.9	ng/L	1		SOP-454 PFAS	5/20/25	5/21/25 10:08	AB
Perfluoroheptanesulfonic acid (PFHpS)	ND	1.9	ng/L	1		SOP-454 PFAS	5/20/25	5/21/25 10:08	AB
N-EtFOSAA (NEtFOSAA)	ND	1.9	ng/L	1		SOP-454 PFAS	5/20/25	5/21/25 10:08	AB
N-MeFOSAA (NMeFOSAA)	ND	1.9	ng/L	1		SOP-454 PFAS	5/20/25	5/21/25 10:08	AB
Perfluorotetradecanoic acid (PFTA)	ND	1.9	ng/L	1		SOP-454 PFAS	5/20/25	5/21/25 10:08	AB
Perfluorotridecanoic acid (PFTrDA)	ND	1.9	ng/L	1		SOP-454 PFAS	5/20/25	5/21/25 10:08	AB
4:2 Fluorotelomersulfonic acid (4:2FTS A)	ND	1.9	ng/L	1		SOP-454 PFAS	5/20/25	5/21/25 10:08	AB
Perfluorodecanesulfonic acid (PFDS)	ND	1.9	ng/L	1		SOP-454 PFAS	5/20/25	5/21/25 10:08	AB
Perfluorooctanesulfonamide (FOSA)	ND	1.9	ng/L	1		SOP-454 PFAS	5/20/25	5/21/25 10:08	AB
Perfluorononanesulfonic acid (PFNS)	ND	1.9	ng/L	1		SOP-454 PFAS	5/20/25	5/21/25 10:08	AB
Perfluoro-1-hexanesulfonamide (FHxSA)	ND	1.9	ng/L	1		SOP-454 PFAS	5/20/25	5/21/25 10:08	AB
Perfluoro-1-butanesulfonamide (FBSA)	ND	1.9	ng/L	1		SOP-454 PFAS	5/20/25	5/21/25 10:08	AB
Perfluorohexanesulfonic acid (PFHxS)	ND	1.9	ng/L	1		SOP-454 PFAS	5/20/25	5/21/25 10:08	AB
Perfluoro-4-oxapentanoic acid (PFMPA)	ND	1.9	ng/L	1		SOP-454 PFAS	5/20/25	5/21/25 10:08	AB
Perfluoro-5-oxahexanoic acid (PFMBA)	ND	1.9	ng/L	1		SOP-454 PFAS	5/20/25	5/21/25 10:08	AB
6:2 Fluorotelomersulfonic acid (6:2FTS A)	ND	1.9	ng/L	1		SOP-454 PFAS	5/20/25	5/21/25 10:08	AB
Perfluoropentanesulfonic acid (PFPeS)	ND	1.9	ng/L	1		SOP-454 PFAS	5/20/25	5/21/25 10:08	AB
Perfluoroundecanoic acid (PFUnA)	ND	1.9	ng/L	1		SOP-454 PFAS	5/20/25	5/21/25 10:08	AB
Nonafluoro-3,6-dioxaheptanoic acid (NFDHA)	ND	1.9	ng/L	1		SOP-454 PFAS	5/20/25	5/21/25 10:08	AB
Perfluoroheptanoic acid (PFHpA)	2.4	1.9	ng/L	1		SOP-454 PFAS	5/20/25	5/21/25 10:08	AB
Perfluorooctanoic acid (PFOA)	5.6	1.9	ng/L	1		SOP-454 PFAS	5/20/25	5/21/25 10:08	AB
Perfluorooctanesulfonic acid (PFOS)	8.5	1.9	ng/L	1		SOP-454 PFAS	5/20/25	5/21/25 10:08	AB
Perfluorononanoic acid (PFNA)	ND	1.9	ng/L	1		SOP-454 PFAS	5/20/25	5/21/25 10:08	AB

Pace Analytical Services, LLC - East Longmeadow, Ma

39 Spruce Street * East Longmeadow, MA 01028 * FAX 413/525-6405 * TEL. 413/525-2332

Project Location: Medfield, MA | Sample Description: | Work Order: 25E1382

Date Received: 5/16/2025

Field Sample #: SPD-MW-602 | Sampled: 5/14/2025 10:25

Sample ID: 25E1382-02

Sample Matrix: Ground Water

Semivolatile Organic Compounds by - LC/MS-MS

Analyte	Results	RL	Units	Dilution	Flag/Qual	Method	Date Prepared	Date/Time Analyzed	Analyst
Perfluorobutanoic acid (PFBA)	ND	1.9	ng/L	1		SOP-454 PFAS	5/20/25	5/21/25 10:15	AB
Perfluorobutanesulfonic acid (PFBS)	ND	1.9	ng/L	1		SOP-454 PFAS	5/20/25	5/21/25 10:15	AB
Perfluoropentanoic acid (PFPeA)	ND	1.9	ng/L	1		SOP-454 PFAS	5/20/25	5/21/25 10:15	AB
Perfluorohexanoic acid (PFHxA)	ND	1.9	ng/L	1		SOP-454 PFAS	5/20/25	5/21/25 10:15	AB
11Cl-PF3OUdS (F53B Major)	ND	1.9	ng/L	1		SOP-454 PFAS	5/20/25	5/21/25 10:15	AB
9Cl-PF3ONS (F53B Minor)	ND	1.9	ng/L	1		SOP-454 PFAS	5/20/25	5/21/25 10:15	AB
4,8-Dioxa-3H-perfluorononanoic acid (ADONA)	ND	1.9	ng/L	1		SOP-454 PFAS	5/20/25	5/21/25 10:15	AB
Hexafluoropropylene oxide dimer acid (HFPO-DA)	ND	1.9	ng/L	1		SOP-454 PFAS	5/20/25	5/21/25 10:15	AB
8:2 Fluorotelomersulfonic acid (8:2FTS A)	ND	1.9	ng/L	1		SOP-454 PFAS	5/20/25	5/21/25 10:15	AB
Perfluorodecanoic acid (PFDA)	ND	1.9	ng/L	1		SOP-454 PFAS	5/20/25	5/21/25 10:15	AB
Perfluorododecanoic acid (PFDoA)	ND	1.9	ng/L	1		SOP-454 PFAS	5/20/25	5/21/25 10:15	AB
Perfluoro(2-ethoxyethane)sulfonic acid (PFEESA)	ND	1.9	ng/L	1		SOP-454 PFAS	5/20/25	5/21/25 10:15	AB
Perfluoroheptanesulfonic acid (PFHpS)	ND	1.9	ng/L	1		SOP-454 PFAS	5/20/25	5/21/25 10:15	AB
N-EtFOSAA (NEtFOSAA)	ND	1.9	ng/L	1		SOP-454 PFAS	5/20/25	5/21/25 10:15	AB
N-MeFOSAA (NMeFOSAA)	ND	1.9	ng/L	1		SOP-454 PFAS	5/20/25	5/21/25 10:15	AB
Perfluorotetradecanoic acid (PFTA)	ND	1.9	ng/L	1		SOP-454 PFAS	5/20/25	5/21/25 10:15	AB
Perfluorotridecanoic acid (PFTrDA)	ND	1.9	ng/L	1		SOP-454 PFAS	5/20/25	5/21/25 10:15	AB
4:2 Fluorotelomersulfonic acid (4:2FTS A)	ND	1.9	ng/L	1		SOP-454 PFAS	5/20/25	5/21/25 10:15	AB
Perfluorodecanesulfonic acid (PFDS)	ND	1.9	ng/L	1		SOP-454 PFAS	5/20/25	5/21/25 10:15	AB
Perfluorooctanesulfonamide (FOSA)	ND	1.9	ng/L	1		SOP-454 PFAS	5/20/25	5/21/25 10:15	AB
Perfluorononanesulfonic acid (PFNS)	ND	1.9	ng/L	1		SOP-454 PFAS	5/20/25	5/21/25 10:15	AB
Perfluoro-1-hexanesulfonamide (FHxSA)	ND	1.9	ng/L	1		SOP-454 PFAS	5/20/25	5/21/25 10:15	AB
Perfluoro-1-butanesulfonamide (FBSA)	ND	1.9	ng/L	1		SOP-454 PFAS	5/20/25	5/21/25 10:15	AB
Perfluorohexanesulfonic acid (PFHxS)	ND	1.9	ng/L	1		SOP-454 PFAS	5/20/25	5/21/25 10:15	AB
Perfluoro-4-oxapentanoic acid (PFMPA)	ND	1.9	ng/L	1		SOP-454 PFAS	5/20/25	5/21/25 10:15	AB
Perfluoro-5-oxahexanoic acid (PFMBA)	ND	1.9	ng/L	1		SOP-454 PFAS	5/20/25	5/21/25 10:15	AB
6:2 Fluorotelomersulfonic acid (6:2FTS A)	ND	1.9	ng/L	1		SOP-454 PFAS	5/20/25	5/21/25 10:15	AB
Perfluoropentanesulfonic acid (PFPeS)	ND	1.9	ng/L	1		SOP-454 PFAS	5/20/25	5/21/25 10:15	AB
Perfluoroundecanoic acid (PFUnA)	ND	1.9	ng/L	1		SOP-454 PFAS	5/20/25	5/21/25 10:15	AB
Nonafluoro-3,6-dioxaheptanoic acid (NFDHA)	ND	1.9	ng/L	1		SOP-454 PFAS	5/20/25	5/21/25 10:15	AB
Perfluoroheptanoic acid (PFHpA)	ND	1.9	ng/L	1		SOP-454 PFAS	5/20/25	5/21/25 10:15	AB
Perfluorooctanoic acid (PFOA)	ND	1.9	ng/L	1		SOP-454 PFAS	5/20/25	5/21/25 10:15	AB
Perfluorooctanesulfonic acid (PFOS)	9.1	1.9	ng/L	1		SOP-454 PFAS	5/20/25	5/21/25 10:15	AB
Perfluorononanoic acid (PFNA)	ND	1.9	ng/L	1		SOP-454 PFAS	5/20/25	5/21/25 10:15	AB

Pace Analytical Services, LLC - East Longmeadow, Ma

39 Spruce Street * East Longmeadow, MA 01028 * FAX 413/525-6405 * TEL. 413/525-2332

Project Location: Medfield, MA | Sample Description: | Work Order: 25E1382

Date Received: 5/16/2025

Field Sample #: SPD-MW-905 | Sampled: 5/14/2025 10:20

Sample ID: 25E1382-03

Sample Matrix: Ground Water

Semivolatile Organic Compounds by - LC/MS-MS

Analyte	Results	RL	Units	Dilution	Flag/Qual	Method	Date Prepared	Date/Time Analyzed	Analyst
Perfluorobutanoic acid (PFBA)	ND	1.9	ng/L	1		SOP-454 PFAS	5/20/25	5/21/25 10:22	AB
Perfluorobutanesulfonic acid (PFBS)	3.1	1.9	ng/L	1	PF-23	SOP-454 PFAS	5/20/25	5/21/25 10:22	AB
Perfluoropentanoic acid (PFPeA)	2.7	1.9	ng/L	1		SOP-454 PFAS	5/20/25	5/21/25 10:22	AB
Perfluorohexanoic acid (PFHxA)	4.6	1.9	ng/L	1		SOP-454 PFAS	5/20/25	5/21/25 10:22	AB
11Cl-PF3OUdS (F53B Major)	ND	1.9	ng/L	1		SOP-454 PFAS	5/20/25	5/21/25 10:22	AB
9Cl-PF3ONS (F53B Minor)	ND	1.9	ng/L	1		SOP-454 PFAS	5/20/25	5/21/25 10:22	AB
4,8-Dioxa-3H-perfluorononanoic acid (ADONA)	ND	1.9	ng/L	1		SOP-454 PFAS	5/20/25	5/21/25 10:22	AB
Hexafluoropropylene oxide dimer acid (HFPO-DA)	ND	1.9	ng/L	1		SOP-454 PFAS	5/20/25	5/21/25 10:22	AB
8:2 Fluorotelomersulfonic acid (8:2FTS A)	ND	1.9	ng/L	1		SOP-454 PFAS	5/20/25	5/21/25 10:22	AB
Perfluorodecanoic acid (PFDA)	ND	1.9	ng/L	1		SOP-454 PFAS	5/20/25	5/21/25 10:22	AB
Perfluorododecanoic acid (PFDoA)	ND	1.9	ng/L	1		SOP-454 PFAS	5/20/25	5/21/25 10:22	AB
Perfluoro(2-ethoxyethane)sulfonic acid (PFEESA)	ND	1.9	ng/L	1		SOP-454 PFAS	5/20/25	5/21/25 10:22	AB
Perfluoroheptanesulfonic acid (PFHpS)	ND	1.9	ng/L	1		SOP-454 PFAS	5/20/25	5/21/25 10:22	AB
N-EtFOSAA (NEtFOSAA)	ND	1.9	ng/L	1		SOP-454 PFAS	5/20/25	5/21/25 10:22	AB
N-MeFOSAA (NMeFOSAA)	ND	1.9	ng/L	1		SOP-454 PFAS	5/20/25	5/21/25 10:22	AB
Perfluorotetradecanoic acid (PFTA)	ND	1.9	ng/L	1		SOP-454 PFAS	5/20/25	5/21/25 10:22	AB
Perfluorotridecanoic acid (PFTrDA)	ND	1.9	ng/L	1		SOP-454 PFAS	5/20/25	5/21/25 10:22	AB
4:2 Fluorotelomersulfonic acid (4:2FTS A)	ND	1.9	ng/L	1		SOP-454 PFAS	5/20/25	5/21/25 10:22	AB
Perfluorodecanesulfonic acid (PFDS)	ND	1.9	ng/L	1		SOP-454 PFAS	5/20/25	5/21/25 10:22	AB
Perfluorooctanesulfonamide (FOSA)	ND	1.9	ng/L	1		SOP-454 PFAS	5/20/25	5/21/25 10:22	AB
Perfluorononanesulfonic acid (PFNS)	ND	1.9	ng/L	1		SOP-454 PFAS	5/20/25	5/21/25 10:22	AB
Perfluoro-1-hexanesulfonamide (FHxSA)	ND	1.9	ng/L	1		SOP-454 PFAS	5/20/25	5/21/25 10:22	AB
Perfluoro-1-butanesulfonamide (FBSA)	ND	1.9	ng/L	1		SOP-454 PFAS	5/20/25	5/21/25 10:22	AB
Perfluorohexanesulfonic acid (PFHxS)	2.3	1.9	ng/L	1		SOP-454 PFAS	5/20/25	5/21/25 10:22	AB
Perfluoro-4-oxapentanoic acid (PFMPA)	ND	1.9	ng/L	1		SOP-454 PFAS	5/20/25	5/21/25 10:22	AB
Perfluoro-5-oxahexanoic acid (PFMBA)	ND	1.9	ng/L	1		SOP-454 PFAS	5/20/25	5/21/25 10:22	AB
6:2 Fluorotelomersulfonic acid (6:2FTS A)	ND	1.9	ng/L	1		SOP-454 PFAS	5/20/25	5/21/25 10:22	AB
Perfluoropentanesulfonic acid (PFPeS)	ND	1.9	ng/L	1		SOP-454 PFAS	5/20/25	5/21/25 10:22	AB
Perfluoroundecanoic acid (PFUnA)	ND	1.9	ng/L	1		SOP-454 PFAS	5/20/25	5/21/25 10:22	AB
Nonafluoro-3,6-dioxaheptanoic acid (NFDHA)	ND	1.9	ng/L	1		SOP-454 PFAS	5/20/25	5/21/25 10:22	AB
Perfluoroheptanoic acid (PFHpA)	5.2	1.9	ng/L	1		SOP-454 PFAS	5/20/25	5/21/25 10:22	AB
Perfluorooctanoic acid (PFOA)	30	1.9	ng/L	1		SOP-454 PFAS	5/20/25	5/21/25 10:22	AB
Perfluorooctanesulfonic acid (PFOS)	27	1.9	ng/L	1		SOP-454 PFAS	5/20/25	5/21/25 10:22	AB
Perfluorononanoic acid (PFNA)	6.2	1.9	ng/L	1		SOP-454 PFAS	5/20/25	5/21/25 10:22	AB

Pace Analytical Services, LLC - East Longmeadow, Ma

39 Spruce Street * East Longmeadow, MA 01028 * FAX 413/525-6405 * TEL. 413/525-2332

Project Location: Medfield, MA | Sample Description: | Work Order: 25E1382

Date Received: 5/16/2025

Field Sample #: SPD-MW-501 | Sampled: 5/14/2025 12:10

Sample ID: 25E1382-04

Sample Matrix: Ground Water

Semivolatile Organic Compounds by - LC/MS-MS

Analyte	Results	RL	Units	Dilution	Flag/Qual	Method	Date Prepared	Date/Time Analyzed	Analyst
Perfluorobutanoic acid (PFBA)	2.8	1.8	ng/L	1		SOP-454 PFAS	5/20/25	5/21/25 10:29	AB
Perfluorobutanesulfonic acid (PFBS)	ND	1.8	ng/L	1		SOP-454 PFAS	5/20/25	5/21/25 10:29	AB
Perfluoropentanoic acid (PFPeA)	2.9	1.8	ng/L	1		SOP-454 PFAS	5/20/25	5/21/25 10:29	AB
Perfluorohexanoic acid (PFHxA)	ND	1.8	ng/L	1		SOP-454 PFAS	5/20/25	5/21/25 10:29	AB
11Cl-PF3OUdS (F53B Major)	ND	1.8	ng/L	1		SOP-454 PFAS	5/20/25	5/21/25 10:29	AB
9Cl-PF3ONS (F53B Minor)	ND	1.8	ng/L	1		SOP-454 PFAS	5/20/25	5/21/25 10:29	AB
4,8-Dioxa-3H-perfluorononanoic acid (ADONA)	ND	1.8	ng/L	1		SOP-454 PFAS	5/20/25	5/21/25 10:29	AB
Hexafluoropropylene oxide dimer acid (HFPO-DA)	ND	1.8	ng/L	1		SOP-454 PFAS	5/20/25	5/21/25 10:29	AB
8:2 Fluorotelomersulfonic acid (8:2FTS A)	ND	1.8	ng/L	1		SOP-454 PFAS	5/20/25	5/21/25 10:29	AB
Perfluorodecanoic acid (PFDA)	ND	1.8	ng/L	1		SOP-454 PFAS	5/20/25	5/21/25 10:29	AB
Perfluorododecanoic acid (PFDoA)	ND	1.8	ng/L	1		SOP-454 PFAS	5/20/25	5/21/25 10:29	AB
Perfluoro(2-ethoxyethane)sulfonic acid (PFEESA)	ND	1.8	ng/L	1		SOP-454 PFAS	5/20/25	5/21/25 10:29	AB
Perfluoroheptanesulfonic acid (PFHpS)	ND	1.8	ng/L	1		SOP-454 PFAS	5/20/25	5/21/25 10:29	AB
N-EtFOSAA (NEtFOSAA)	ND	1.8	ng/L	1		SOP-454 PFAS	5/20/25	5/21/25 10:29	AB
N-MeFOSAA (NMeFOSAA)	ND	1.8	ng/L	1		SOP-454 PFAS	5/20/25	5/21/25 10:29	AB
Perfluorotetradecanoic acid (PFTA)	ND	1.8	ng/L	1		SOP-454 PFAS	5/20/25	5/21/25 10:29	AB
Perfluorotridecanoic acid (PFTrDA)	ND	1.8	ng/L	1		SOP-454 PFAS	5/20/25	5/21/25 10:29	AB
4:2 Fluorotelomersulfonic acid (4:2FTS A)	ND	1.8	ng/L	1		SOP-454 PFAS	5/20/25	5/21/25 10:29	AB
Perfluorodecanesulfonic acid (PFDS)	ND	1.8	ng/L	1		SOP-454 PFAS	5/20/25	5/21/25 10:29	AB
Perfluorooctanesulfonamide (FOSA)	ND	1.8	ng/L	1		SOP-454 PFAS	5/20/25	5/21/25 10:29	AB
Perfluorononanesulfonic acid (PFNS)	ND	1.8	ng/L	1		SOP-454 PFAS	5/20/25	5/21/25 10:29	AB
Perfluoro-1-hexanesulfonamide (FHxSA)	ND	1.8	ng/L	1		SOP-454 PFAS	5/20/25	5/21/25 10:29	AB
Perfluoro-1-butanesulfonamide (FBSA)	ND	1.8	ng/L	1		SOP-454 PFAS	5/20/25	5/21/25 10:29	AB
Perfluorohexanesulfonic acid (PFHxS)	ND	1.8	ng/L	1		SOP-454 PFAS	5/20/25	5/21/25 10:29	AB
Perfluoro-4-oxapentanoic acid (PFMPA)	ND	1.8	ng/L	1		SOP-454 PFAS	5/20/25	5/21/25 10:29	AB
Perfluoro-5-oxahexanoic acid (PFMBA)	ND	1.8	ng/L	1		SOP-454 PFAS	5/20/25	5/21/25 10:29	AB
6:2 Fluorotelomersulfonic acid (6:2FTS A)	ND	1.8	ng/L	1		SOP-454 PFAS	5/20/25	5/21/25 10:29	AB
Perfluoropentanesulfonic acid (PFPeS)	ND	1.8	ng/L	1		SOP-454 PFAS	5/20/25	5/21/25 10:29	AB
Perfluoroundecanoic acid (PFUnA)	ND	1.8	ng/L	1		SOP-454 PFAS	5/20/25	5/21/25 10:29	AB
Nonafluoro-3,6-dioxaheptanoic acid (NFDHA)	ND	1.8	ng/L	1		SOP-454 PFAS	5/20/25	5/21/25 10:29	AB
Perfluoroheptanoic acid (PFHpA)	2.2	1.8	ng/L	1		SOP-454 PFAS	5/20/25	5/21/25 10:29	AB
Perfluorooctanoic acid (PFOA)	5.3	1.8	ng/L	1		SOP-454 PFAS	5/20/25	5/21/25 10:29	AB
Perfluorooctanesulfonic acid (PFOS)	11	1.8	ng/L	1		SOP-454 PFAS	5/20/25	5/21/25 10:29	AB
Perfluorononanoic acid (PFNA)	ND	1.8	ng/L	1		SOP-454 PFAS	5/20/25	5/21/25 10:29	AB

Pace Analytical Services, LLC - East Longmeadow, Ma

39 Spruce Street * East Longmeadow, MA 01028 * FAX 413/525-6405 * TEL. 413/525-2332

Project Location: Medfield, MA | Sample Description: | Work Order: 25E1382

Date Received: 5/16/2025

Field Sample #: SPD-MW-401S | Sampled: 5/14/2025 11:40

Sample ID: 25E1382-05

Sample Matrix: Ground Water

Volatile Organic Compounds by GC/MS

Analyte	Results	RL	Units	Dilution	Flag/Qual	Method	Date Prepared	Date/Time Analyzed	Analyst
Acetone	ND	10	µg/L	1		SW-846 8260D	5/19/25	5/20/25 12:25	MFF
tert-Amyl Methyl Ether (TAME)	ND	0.50	µg/L	1		SW-846 8260D	5/19/25	5/20/25 12:25	MFF
Benzene	ND	1.0	µg/L	1		SW-846 8260D	5/19/25	5/20/25 12:25	MFF
Bromobenzene	ND	1.0	µg/L	1		SW-846 8260D	5/19/25	5/20/25 12:25	MFF
Bromochloromethane	ND	1.0	µg/L	1		SW-846 8260D	5/19/25	5/20/25 12:25	MFF
Bromodichloromethane	ND	1.0	µg/L	1		SW-846 8260D	5/19/25	5/20/25 12:25	MFF
Bromoform	ND	1.0	µg/L	1		SW-846 8260D	5/19/25	5/20/25 12:25	MFF
Bromomethane	ND	2.0	µg/L	1	V-05	SW-846 8260D	5/19/25	5/20/25 12:25	MFF
2-Butanone (MEK)	ND	10	µg/L	1		SW-846 8260D	5/19/25	5/20/25 12:25	MFF
n-Butylbenzene	ND	1.0	µg/L	1		SW-846 8260D	5/19/25	5/20/25 12:25	MFF
sec-Butylbenzene	ND	1.0	µg/L	1		SW-846 8260D	5/19/25	5/20/25 12:25	MFF
tert-Butylbenzene	ND	1.0	µg/L	1		SW-846 8260D	5/19/25	5/20/25 12:25	MFF
tert-Butyl Ethyl Ether (TBEE)	ND	0.50	µg/L	1		SW-846 8260D	5/19/25	5/20/25 12:25	MFF
Carbon Disulfide	ND	5.0	µg/L	1	RL-07	SW-846 8260D	5/19/25	5/20/25 12:25	MFF
Carbon Tetrachloride	ND	1.0	µg/L	1		SW-846 8260D	5/19/25	5/20/25 12:25	MFF
Chlorobenzene	ND	1.0	µg/L	1		SW-846 8260D	5/19/25	5/20/25 12:25	MFF
Chlorodibromomethane	ND	0.50	µg/L	1		SW-846 8260D	5/19/25	5/20/25 12:25	MFF
Chloroethane	ND	2.0	µg/L	1	V-05	SW-846 8260D	5/19/25	5/20/25 12:25	MFF
Chloroform	ND	2.0	µg/L	1		SW-846 8260D	5/19/25	5/20/25 12:25	MFF
Chloromethane	ND	2.0	µg/L	1		SW-846 8260D	5/19/25	5/20/25 12:25	MFF
2-Chlorotoluene	ND	1.0	µg/L	1		SW-846 8260D	5/19/25	5/20/25 12:25	MFF
4-Chlorotoluene	ND	1.0	µg/L	1		SW-846 8260D	5/19/25	5/20/25 12:25	MFF
1,2-Dibromo-3-chloropropane (DBCP)	ND	2.0	µg/L	1		SW-846 8260D	5/19/25	5/20/25 12:25	MFF
1,2-Dibromoethane (EDB)	ND	0.50	µg/L	1		SW-846 8260D	5/19/25	5/20/25 12:25	MFF
Dibromomethane	ND	1.0	µg/L	1		SW-846 8260D	5/19/25	5/20/25 12:25	MFF
1,2-Dichlorobenzene	ND	1.0	µg/L	1		SW-846 8260D	5/19/25	5/20/25 12:25	MFF
1,3-Dichlorobenzene	ND	1.0	µg/L	1		SW-846 8260D	5/19/25	5/20/25 12:25	MFF
1,4-Dichlorobenzene	ND	1.0	µg/L	1		SW-846 8260D	5/19/25	5/20/25 12:25	MFF
Dichlorodifluoromethane (Freon 12)	ND	2.0	µg/L	1		SW-846 8260D	5/19/25	5/20/25 12:25	MFF
1,1-Dichloroethane	ND	1.0	µg/L	1		SW-846 8260D	5/19/25	5/20/25 12:25	MFF
1,2-Dichloroethane	ND	1.0	µg/L	1		SW-846 8260D	5/19/25	5/20/25 12:25	MFF
1,1-Dichloroethylene	ND	1.0	µg/L	1		SW-846 8260D	5/19/25	5/20/25 12:25	MFF
cis-1,2-Dichloroethylene	ND	1.0	µg/L	1		SW-846 8260D	5/19/25	5/20/25 12:25	MFF
trans-1,2-Dichloroethylene	ND	1.0	µg/L	1		SW-846 8260D	5/19/25	5/20/25 12:25	MFF
1,2-Dichloropropane	ND	1.0	µg/L	1		SW-846 8260D	5/19/25	5/20/25 12:25	MFF
1,3-Dichloropropane	ND	0.50	µg/L	1		SW-846 8260D	5/19/25	5/20/25 12:25	MFF
2,2-Dichloropropane	ND	1.0	µg/L	1		SW-846 8260D	5/19/25	5/20/25 12:25	MFF
1,1-Dichloropropene	ND	0.50	µg/L	1		SW-846 8260D	5/19/25	5/20/25 12:25	MFF
cis-1,3-Dichloropropene	ND	0.40	µg/L	1		SW-846 8260D	5/19/25	5/20/25 12:25	MFF
trans-1,3-Dichloropropene	ND	0.40	µg/L	1		SW-846 8260D	5/19/25	5/20/25 12:25	MFF
Diethyl Ether	ND	2.0	µg/L	1		SW-846 8260D	5/19/25	5/20/25 12:25	MFF
Diisopropyl Ether (DIPE)	ND	0.50	µg/L	1		SW-846 8260D	5/19/25	5/20/25 12:25	MFF
1,4-Dioxane	ND	50	µg/L	1		SW-846 8260D	5/19/25	5/20/25 12:25	MFF
Ethylbenzene	ND	1.0	µg/L	1		SW-846 8260D	5/19/25	5/20/25 12:25	MFF

Pace Analytical Services, LLC - East Longmeadow, Ma

39 Spruce Street * East Longmeadow, MA 01028 * FAX 413/525-6405 * TEL. 413/525-2332

Project Location: Medfield, MA | Sample Description: | Work Order: 25E1382

Date Received: 5/16/2025

Field Sample #: SPD-MW-401S | Sampled: 5/14/2025 11:40

Sample ID: 25E1382-05

Sample Matrix: Ground Water

Volatile Organic Compounds by GC/MS

Analyte	Results	RL	Units	Dilution	Flag/Qual	Method	Date Prepared	Date/Time Analyzed	Analyst
Hexachlorobutadiene	ND	0.60	µg/L	1		SW-846 8260D	5/19/25	5/20/25 12:25	MFF
2-Hexanone (MBK)	ND	10	µg/L	1		SW-846 8260D	5/19/25	5/20/25 12:25	MFF
Isopropylbenzene (Cumene)	ND	1.0	µg/L	1		SW-846 8260D	5/19/25	5/20/25 12:25	MFF
p-Isopropyltoluene (p-Cymene)	ND	1.0	µg/L	1		SW-846 8260D	5/19/25	5/20/25 12:25	MFF
Methyl tert-Butyl Ether (MTBE)	ND	1.0	µg/L	1		SW-846 8260D	5/19/25	5/20/25 12:25	MFF
Methylene Chloride	ND	5.0	µg/L	1	RL-07	SW-846 8260D	5/19/25	5/20/25 12:25	MFF
4-Methyl-2-pentanone (MIBK)	ND	10	µg/L	1		SW-846 8260D	5/19/25	5/20/25 12:25	MFF
Naphthalene	ND	2.0	µg/L	1		SW-846 8260D	5/19/25	5/20/25 12:25	MFF
n-Propylbenzene	ND	1.0	µg/L	1		SW-846 8260D	5/19/25	5/20/25 12:25	MFF
Styrene	ND	1.0	µg/L	1		SW-846 8260D	5/19/25	5/20/25 12:25	MFF
1,1,1,2-Tetrachloroethane	ND	1.0	µg/L	1		SW-846 8260D	5/19/25	5/20/25 12:25	MFF
1,1,2,2-Tetrachloroethane	ND	0.50	µg/L	1		SW-846 8260D	5/19/25	5/20/25 12:25	MFF
Tetrachloroethylene	ND	1.0	µg/L	1		SW-846 8260D	5/19/25	5/20/25 12:25	MFF
Tetrahydrofuran	ND	2.0	µg/L	1		SW-846 8260D	5/19/25	5/20/25 12:25	MFF
Toluene	ND	1.0	µg/L	1		SW-846 8260D	5/19/25	5/20/25 12:25	MFF
1,2,3-Trichlorobenzene	ND	2.0	µg/L	1		SW-846 8260D	5/19/25	5/20/25 12:25	MFF
1,2,4-Trichlorobenzene	ND	1.0	µg/L	1		SW-846 8260D	5/19/25	5/20/25 12:25	MFF
1,1,1-Trichloroethane	ND	1.0	µg/L	1		SW-846 8260D	5/19/25	5/20/25 12:25	MFF
1,1,2-Trichloroethane	ND	1.0	µg/L	1		SW-846 8260D	5/19/25	5/20/25 12:25	MFF
Trichloroethylene	ND	1.0	µg/L	1		SW-846 8260D	5/19/25	5/20/25 12:25	MFF
Trichlorofluoromethane (Freon 11)	ND	2.0	µg/L	1		SW-846 8260D	5/19/25	5/20/25 12:25	MFF
1,2,3-Trichloropropane	ND	2.0	µg/L	1		SW-846 8260D	5/19/25	5/20/25 12:25	MFF
1,2,4-Trimethylbenzene	ND	1.0	µg/L	1		SW-846 8260D	5/19/25	5/20/25 12:25	MFF
1,3,5-Trimethylbenzene	ND	1.0	µg/L	1		SW-846 8260D	5/19/25	5/20/25 12:25	MFF
Vinyl Chloride	ND	2.0	µg/L	1		SW-846 8260D	5/19/25	5/20/25 12:25	MFF
m+p Xylene	ND	2.0	µg/L	1		SW-846 8260D	5/19/25	5/20/25 12:25	MFF
o-Xylene	ND	1.0	µg/L	1		SW-846 8260D	5/19/25	5/20/25 12:25	MFF

Surrogates	% Recovery	Recovery Limits	Flag/Qual	
1,2-Dichloroethane-d4	114	70-130		5/20/25 12:25
Toluene-d8	99.0	70-130		5/20/25 12:25
4-Bromofluorobenzene	96.7	70-130		5/20/25 12:25

Pace Analytical Services, LLC - East Longmeadow, Ma

39 Spruce Street * East Longmeadow, MA 01028 * FAX 413/525-6405 * TEL. 413/525-2332

Project Location: Medfield, MA | Sample Description: | Work Order: 25E1382

Date Received: 5/16/2025

Field Sample #: SPD-MW-401S | Sampled: 5/14/2025 11:40

Sample ID: 25E1382-05

Sample Matrix: Ground Water

Semivolatile Organic Compounds by - LC/MS-MS

Analyte	Results	RL	Units	Dilution	Flag/Qual	Method	Date Prepared	Date/Time Analyzed	Analyst
Perfluorobutanoic acid (PFBA)	3.9	1.9	ng/L	1		SOP-454 PFAS	5/20/25	5/21/25 10:37	AB
Perfluorobutanesulfonic acid (PFBS)	ND	1.9	ng/L	1		SOP-454 PFAS	5/20/25	5/21/25 10:37	AB
Perfluoropentanoic acid (PFPeA)	ND	1.9	ng/L	1		SOP-454 PFAS	5/20/25	5/21/25 10:37	AB
Perfluorohexanoic acid (PFHxA)	ND	1.9	ng/L	1		SOP-454 PFAS	5/20/25	5/21/25 10:37	AB
11Cl-PF3OUdS (F53B Major)	ND	1.9	ng/L	1		SOP-454 PFAS	5/20/25	5/21/25 10:37	AB
9Cl-PF3ONS (F53B Minor)	ND	1.9	ng/L	1		SOP-454 PFAS	5/20/25	5/21/25 10:37	AB
4,8-Dioxa-3H-perfluorononanoic acid (ADONA)	ND	1.9	ng/L	1		SOP-454 PFAS	5/20/25	5/21/25 10:37	AB
Hexafluoropropylene oxide dimer acid (HFPO-DA)	ND	1.9	ng/L	1		SOP-454 PFAS	5/20/25	5/21/25 10:37	AB
8:2 Fluorotelomersulfonic acid (8:2FTS A)	ND	1.9	ng/L	1		SOP-454 PFAS	5/20/25	5/21/25 10:37	AB
Perfluorodecanoic acid (PFDA)	ND	1.9	ng/L	1		SOP-454 PFAS	5/20/25	5/21/25 10:37	AB
Perfluorododecanoic acid (PFDoA)	ND	1.9	ng/L	1		SOP-454 PFAS	5/20/25	5/21/25 10:37	AB
Perfluoro(2-ethoxyethane)sulfonic acid (PFEESA)	ND	1.9	ng/L	1		SOP-454 PFAS	5/20/25	5/21/25 10:37	AB
Perfluoroheptanesulfonic acid (PFHpS)	ND	1.9	ng/L	1		SOP-454 PFAS	5/20/25	5/21/25 10:37	AB
N-EtFOSAA (NEtFOSAA)	ND	1.9	ng/L	1		SOP-454 PFAS	5/20/25	5/21/25 10:37	AB
N-MeFOSAA (NMeFOSAA)	ND	1.9	ng/L	1		SOP-454 PFAS	5/20/25	5/21/25 10:37	AB
Perfluorotetradecanoic acid (PFTA)	ND	1.9	ng/L	1		SOP-454 PFAS	5/20/25	5/21/25 10:37	AB
Perfluorotridecanoic acid (PFTrDA)	ND	1.9	ng/L	1		SOP-454 PFAS	5/20/25	5/21/25 10:37	AB
4:2 Fluorotelomersulfonic acid (4:2FTS A)	ND	1.9	ng/L	1		SOP-454 PFAS	5/20/25	5/21/25 10:37	AB
Perfluorodecanesulfonic acid (PFDS)	ND	1.9	ng/L	1		SOP-454 PFAS	5/20/25	5/21/25 10:37	AB
Perfluorooctanesulfonamide (FOSA)	ND	1.9	ng/L	1		SOP-454 PFAS	5/20/25	5/21/25 10:37	AB
Perfluorononanesulfonic acid (PFNS)	ND	1.9	ng/L	1		SOP-454 PFAS	5/20/25	5/21/25 10:37	AB
Perfluoro-1-hexanesulfonamide (FHxSA)	ND	1.9	ng/L	1		SOP-454 PFAS	5/20/25	5/21/25 10:37	AB
Perfluoro-1-butanesulfonamide (FBSA)	ND	1.9	ng/L	1		SOP-454 PFAS	5/20/25	5/21/25 10:37	AB
Perfluorohexanesulfonic acid (PFHxS)	ND	1.9	ng/L	1		SOP-454 PFAS	5/20/25	5/21/25 10:37	AB
Perfluoro-4-oxapentanoic acid (PFMPA)	ND	1.9	ng/L	1		SOP-454 PFAS	5/20/25	5/21/25 10:37	AB
Perfluoro-5-oxahexanoic acid (PFMBA)	ND	1.9	ng/L	1		SOP-454 PFAS	5/20/25	5/21/25 10:37	AB
6:2 Fluorotelomersulfonic acid (6:2FTS A)	ND	1.9	ng/L	1		SOP-454 PFAS	5/20/25	5/21/25 10:37	AB
Perfluoropentanesulfonic acid (PFPeS)	ND	1.9	ng/L	1		SOP-454 PFAS	5/20/25	5/21/25 10:37	AB
Perfluoroundecanoic acid (PFUnA)	ND	1.9	ng/L	1		SOP-454 PFAS	5/20/25	5/21/25 10:37	AB
Nonafluoro-3,6-dioxaheptanoic acid (NFDHA)	ND	1.9	ng/L	1		SOP-454 PFAS	5/20/25	5/21/25 10:37	AB
Perfluoroheptanoic acid (PFHpA)	2.0	1.9	ng/L	1		SOP-454 PFAS	5/20/25	5/21/25 10:37	AB
Perfluorooctanoic acid (PFOA)	5.1	1.9	ng/L	1		SOP-454 PFAS	5/20/25	5/21/25 10:37	AB
Perfluorooctanesulfonic acid (PFOS)	7.8	1.9	ng/L	1		SOP-454 PFAS	5/20/25	5/21/25 10:37	AB
Perfluorononanoic acid (PFNA)	ND	1.9	ng/L	1		SOP-454 PFAS	5/20/25	5/21/25 10:37	AB

Pace Analytical Services, LLC - East Longmeadow, Ma

39 Spruce Street * East Longmeadow, MA 01028 * FAX 413/525-6405 * TEL. 413/525-2332

Project Location: Medfield, MA | Sample Description: | Work Order: 25E1382

Date Received: 5/16/2025

Field Sample #: DUP-1 | Sampled: 5/14/2025 00:00

Sample ID: 25E1382-06

Sample Matrix: Ground Water

Volatile Organic Compounds by GC/MS

Analyte	Results	RL	Units	Dilution	Flag/Qual	Method	Date Prepared	Date/Time Analyzed	Analyst
Acetone	ND	10	µg/L	1		SW-846 8260D	5/19/25	5/20/25 16:26	MFF
tert-Amyl Methyl Ether (TAME)	ND	0.50	µg/L	1		SW-846 8260D	5/19/25	5/20/25 16:26	MFF
Benzene	ND	1.0	µg/L	1		SW-846 8260D	5/19/25	5/20/25 16:26	MFF
Bromobenzene	ND	1.0	µg/L	1		SW-846 8260D	5/19/25	5/20/25 16:26	MFF
Bromochloromethane	ND	1.0	µg/L	1		SW-846 8260D	5/19/25	5/20/25 16:26	MFF
Bromodichloromethane	ND	1.0	µg/L	1		SW-846 8260D	5/19/25	5/20/25 16:26	MFF
Bromoform	ND	1.0	µg/L	1		SW-846 8260D	5/19/25	5/20/25 16:26	MFF
Bromomethane	ND	2.0	µg/L	1	V-05	SW-846 8260D	5/19/25	5/20/25 16:26	MFF
2-Butanone (MEK)	ND	10	µg/L	1		SW-846 8260D	5/19/25	5/20/25 16:26	MFF
n-Butylbenzene	ND	1.0	µg/L	1		SW-846 8260D	5/19/25	5/20/25 16:26	MFF
sec-Butylbenzene	ND	1.0	µg/L	1		SW-846 8260D	5/19/25	5/20/25 16:26	MFF
tert-Butylbenzene	ND	1.0	µg/L	1		SW-846 8260D	5/19/25	5/20/25 16:26	MFF
tert-Butyl Ethyl Ether (TBEE)	ND	0.50	µg/L	1		SW-846 8260D	5/19/25	5/20/25 16:26	MFF
Carbon Disulfide	ND	5.0	µg/L	1	RL-07	SW-846 8260D	5/19/25	5/20/25 16:26	MFF
Carbon Tetrachloride	ND	1.0	µg/L	1		SW-846 8260D	5/19/25	5/20/25 16:26	MFF
Chlorobenzene	ND	1.0	µg/L	1		SW-846 8260D	5/19/25	5/20/25 16:26	MFF
Chlorodibromomethane	ND	0.50	µg/L	1		SW-846 8260D	5/19/25	5/20/25 16:26	MFF
Chloroethane	ND	2.0	µg/L	1	V-05	SW-846 8260D	5/19/25	5/20/25 16:26	MFF
Chloroform	ND	2.0	µg/L	1		SW-846 8260D	5/19/25	5/20/25 16:26	MFF
Chloromethane	ND	2.0	µg/L	1		SW-846 8260D	5/19/25	5/20/25 16:26	MFF
2-Chlorotoluene	ND	1.0	µg/L	1		SW-846 8260D	5/19/25	5/20/25 16:26	MFF
4-Chlorotoluene	ND	1.0	µg/L	1		SW-846 8260D	5/19/25	5/20/25 16:26	MFF
1,2-Dibromo-3-chloropropane (DBCP)	ND	2.0	µg/L	1		SW-846 8260D	5/19/25	5/20/25 16:26	MFF
1,2-Dibromoethane (EDB)	ND	0.50	µg/L	1		SW-846 8260D	5/19/25	5/20/25 16:26	MFF
Dibromomethane	ND	1.0	µg/L	1		SW-846 8260D	5/19/25	5/20/25 16:26	MFF
1,2-Dichlorobenzene	ND	1.0	µg/L	1		SW-846 8260D	5/19/25	5/20/25 16:26	MFF
1,3-Dichlorobenzene	ND	1.0	µg/L	1		SW-846 8260D	5/19/25	5/20/25 16:26	MFF
1,4-Dichlorobenzene	ND	1.0	µg/L	1		SW-846 8260D	5/19/25	5/20/25 16:26	MFF
Dichlorodifluoromethane (Freon 12)	ND	2.0	µg/L	1		SW-846 8260D	5/19/25	5/20/25 16:26	MFF
1,1-Dichloroethane	ND	1.0	µg/L	1		SW-846 8260D	5/19/25	5/20/25 16:26	MFF
1,2-Dichloroethane	ND	1.0	µg/L	1		SW-846 8260D	5/19/25	5/20/25 16:26	MFF
1,1-Dichloroethylene	ND	1.0	µg/L	1		SW-846 8260D	5/19/25	5/20/25 16:26	MFF
cis-1,2-Dichloroethylene	ND	1.0	µg/L	1		SW-846 8260D	5/19/25	5/20/25 16:26	MFF
trans-1,2-Dichloroethylene	ND	1.0	µg/L	1		SW-846 8260D	5/19/25	5/20/25 16:26	MFF
1,2-Dichloropropane	ND	1.0	µg/L	1		SW-846 8260D	5/19/25	5/20/25 16:26	MFF
1,3-Dichloropropane	ND	0.50	µg/L	1		SW-846 8260D	5/19/25	5/20/25 16:26	MFF
2,2-Dichloropropane	ND	1.0	µg/L	1		SW-846 8260D	5/19/25	5/20/25 16:26	MFF
1,1-Dichloropropene	ND	0.50	µg/L	1		SW-846 8260D	5/19/25	5/20/25 16:26	MFF
cis-1,3-Dichloropropene	ND	0.40	µg/L	1		SW-846 8260D	5/19/25	5/20/25 16:26	MFF
trans-1,3-Dichloropropene	ND	0.40	µg/L	1		SW-846 8260D	5/19/25	5/20/25 16:26	MFF
Diethyl Ether	ND	2.0	µg/L	1		SW-846 8260D	5/19/25	5/20/25 16:26	MFF
Diisopropyl Ether (DIPE)	ND	0.50	µg/L	1		SW-846 8260D	5/19/25	5/20/25 16:26	MFF
1,4-Dioxane	ND	50	µg/L	1		SW-846 8260D	5/19/25	5/20/25 16:26	MFF
Ethylbenzene	ND	1.0	µg/L	1		SW-846 8260D	5/19/25	5/20/25 16:26	MFF

Pace Analytical Services, LLC - East Longmeadow, Ma

39 Spruce Street * East Longmeadow, MA 01028 * FAX 413/525-6405 * TEL. 413/525-2332

Project Location: Medfield, MA | Sample Description: | Work Order: 25E1382

Date Received: 5/16/2025

Field Sample #: DUP-1 | Sampled: 5/14/2025 00:00

Sample ID: 25E1382-06

Sample Matrix: Ground Water

Volatile Organic Compounds by GC/MS

Analyte	Results	RL	Units	Dilution	Flag/Qual	Method	Date Prepared	Date/Time Analyzed	Analyst
Hexachlorobutadiene	ND	0.60	µg/L	1		SW-846 8260D	5/19/25	5/20/25 16:26	MFF
2-Hexanone (MBK)	ND	10	µg/L	1		SW-846 8260D	5/19/25	5/20/25 16:26	MFF
Isopropylbenzene (Cumene)	ND	1.0	µg/L	1		SW-846 8260D	5/19/25	5/20/25 16:26	MFF
p-Isopropyltoluene (p-Cymene)	ND	1.0	µg/L	1		SW-846 8260D	5/19/25	5/20/25 16:26	MFF
Methyl tert-Butyl Ether (MTBE)	ND	1.0	µg/L	1		SW-846 8260D	5/19/25	5/20/25 16:26	MFF
Methylene Chloride	ND	5.0	µg/L	1	RL-07	SW-846 8260D	5/19/25	5/20/25 16:26	MFF
4-Methyl-2-pentanone (MIBK)	ND	10	µg/L	1		SW-846 8260D	5/19/25	5/20/25 16:26	MFF
Naphthalene	ND	2.0	µg/L	1		SW-846 8260D	5/19/25	5/20/25 16:26	MFF
n-Propylbenzene	ND	1.0	µg/L	1		SW-846 8260D	5/19/25	5/20/25 16:26	MFF
Styrene	ND	1.0	µg/L	1		SW-846 8260D	5/19/25	5/20/25 16:26	MFF
1,1,1,2-Tetrachloroethane	ND	1.0	µg/L	1		SW-846 8260D	5/19/25	5/20/25 16:26	MFF
1,1,2,2-Tetrachloroethane	ND	0.50	µg/L	1		SW-846 8260D	5/19/25	5/20/25 16:26	MFF
Tetrachloroethylene	ND	1.0	µg/L	1		SW-846 8260D	5/19/25	5/20/25 16:26	MFF
Tetrahydrofuran	ND	2.0	µg/L	1		SW-846 8260D	5/19/25	5/20/25 16:26	MFF
Toluene	ND	1.0	µg/L	1		SW-846 8260D	5/19/25	5/20/25 16:26	MFF
1,2,3-Trichlorobenzene	ND	2.0	µg/L	1		SW-846 8260D	5/19/25	5/20/25 16:26	MFF
1,2,4-Trichlorobenzene	ND	1.0	µg/L	1		SW-846 8260D	5/19/25	5/20/25 16:26	MFF
1,1,1-Trichloroethane	ND	1.0	µg/L	1		SW-846 8260D	5/19/25	5/20/25 16:26	MFF
1,1,2-Trichloroethane	ND	1.0	µg/L	1		SW-846 8260D	5/19/25	5/20/25 16:26	MFF
Trichloroethylene	ND	1.0	µg/L	1		SW-846 8260D	5/19/25	5/20/25 16:26	MFF
Trichlorofluoromethane (Freon 11)	ND	2.0	µg/L	1		SW-846 8260D	5/19/25	5/20/25 16:26	MFF
1,2,3-Trichloropropane	ND	2.0	µg/L	1		SW-846 8260D	5/19/25	5/20/25 16:26	MFF
1,2,4-Trimethylbenzene	ND	1.0	µg/L	1		SW-846 8260D	5/19/25	5/20/25 16:26	MFF
1,3,5-Trimethylbenzene	ND	1.0	µg/L	1		SW-846 8260D	5/19/25	5/20/25 16:26	MFF
Vinyl Chloride	ND	2.0	µg/L	1		SW-846 8260D	5/19/25	5/20/25 16:26	MFF
m+p Xylene	ND	2.0	µg/L	1		SW-846 8260D	5/19/25	5/20/25 16:26	MFF
o-Xylene	ND	1.0	µg/L	1		SW-846 8260D	5/19/25	5/20/25 16:26	MFF

Surrogates	% Recovery	Recovery Limits	Flag/Qual	
1,2-Dichloroethane-d4	114	70-130		5/20/25 16:26
Toluene-d8	100	70-130		5/20/25 16:26
4-Bromofluorobenzene	91.8	70-130		5/20/25 16:26

Pace Analytical Services, LLC - East Longmeadow, Ma

39 Spruce Street * East Longmeadow, MA 01028 * FAX 413/525-6405 * TEL. 413/525-2332

Project Location: Medfield, MA | Sample Description: | Work Order: 25E1382

Date Received: 5/16/2025

Field Sample #: DUP-1 | Sampled: 5/14/2025 00:00

Sample ID: 25E1382-06

Sample Matrix: Ground Water

Semivolatile Organic Compounds by - LC/MS-MS

Analyte	Results	RL	Units	Dilution	Flag/Qual	Method	Date Prepared	Date/Time Analyzed	Analyst
Perfluorobutanoic acid (PFBA)	3.6	1.8	ng/L	1		SOP-454 PFAS	5/20/25	5/21/25 11:05	AB
Perfluorobutanesulfonic acid (PFBS)	ND	1.8	ng/L	1		SOP-454 PFAS	5/20/25	5/21/25 11:05	AB
Perfluoropentanoic acid (PFPeA)	2.5	1.8	ng/L	1		SOP-454 PFAS	5/20/25	5/21/25 11:05	AB
Perfluorohexanoic acid (PFHxA)	ND	1.8	ng/L	1		SOP-454 PFAS	5/20/25	5/21/25 11:05	AB
11Cl-PF3OUdS (F53B Major)	ND	1.8	ng/L	1		SOP-454 PFAS	5/20/25	5/21/25 11:05	AB
9Cl-PF3ONS (F53B Minor)	ND	1.8	ng/L	1		SOP-454 PFAS	5/20/25	5/21/25 11:05	AB
4,8-Dioxa-3H-perfluorononanoic acid (ADONA)	ND	1.8	ng/L	1		SOP-454 PFAS	5/20/25	5/21/25 11:05	AB
Hexafluoropropylene oxide dimer acid (HFPO-DA)	ND	1.8	ng/L	1		SOP-454 PFAS	5/20/25	5/21/25 11:05	AB
8:2 Fluorotelomersulfonic acid (8:2FTS A)	ND	1.8	ng/L	1		SOP-454 PFAS	5/20/25	5/21/25 11:05	AB
Perfluorodecanoic acid (PFDA)	ND	1.8	ng/L	1		SOP-454 PFAS	5/20/25	5/21/25 11:05	AB
Perfluorododecanoic acid (PFDoA)	ND	1.8	ng/L	1		SOP-454 PFAS	5/20/25	5/21/25 11:05	AB
Perfluoro(2-ethoxyethane)sulfonic acid (PFEESA)	ND	1.8	ng/L	1		SOP-454 PFAS	5/20/25	5/21/25 11:05	AB
Perfluoroheptanesulfonic acid (PFHpS)	ND	1.8	ng/L	1		SOP-454 PFAS	5/20/25	5/21/25 11:05	AB
N-EtFOSAA (NEtFOSAA)	ND	1.8	ng/L	1		SOP-454 PFAS	5/20/25	5/21/25 11:05	AB
N-MeFOSAA (NMeFOSAA)	ND	1.8	ng/L	1		SOP-454 PFAS	5/20/25	5/21/25 11:05	AB
Perfluorotetradecanoic acid (PFTA)	ND	1.8	ng/L	1		SOP-454 PFAS	5/20/25	5/21/25 11:05	AB
Perfluorotridecanoic acid (PFTrDA)	ND	1.8	ng/L	1		SOP-454 PFAS	5/20/25	5/21/25 11:05	AB
4:2 Fluorotelomersulfonic acid (4:2FTS A)	ND	1.8	ng/L	1		SOP-454 PFAS	5/20/25	5/21/25 11:05	AB
Perfluorodecanesulfonic acid (PFDS)	ND	1.8	ng/L	1		SOP-454 PFAS	5/20/25	5/21/25 11:05	AB
Perfluorooctanesulfonamide (FOSA)	ND	1.8	ng/L	1		SOP-454 PFAS	5/20/25	5/21/25 11:05	AB
Perfluorononanesulfonic acid (PFNS)	ND	1.8	ng/L	1		SOP-454 PFAS	5/20/25	5/21/25 11:05	AB
Perfluoro-1-hexanesulfonamide (FHxSA)	ND	1.8	ng/L	1		SOP-454 PFAS	5/20/25	5/21/25 11:05	AB
Perfluoro-1-butanesulfonamide (FBSA)	ND	1.8	ng/L	1		SOP-454 PFAS	5/20/25	5/21/25 11:05	AB
Perfluorohexanesulfonic acid (PFHxS)	ND	1.8	ng/L	1		SOP-454 PFAS	5/20/25	5/21/25 11:05	AB
Perfluoro-4-oxapentanoic acid (PFMPA)	ND	1.8	ng/L	1		SOP-454 PFAS	5/20/25	5/21/25 11:05	AB
Perfluoro-5-oxahexanoic acid (PFMBA)	ND	1.8	ng/L	1		SOP-454 PFAS	5/20/25	5/21/25 11:05	AB
6:2 Fluorotelomersulfonic acid (6:2FTS A)	ND	1.8	ng/L	1		SOP-454 PFAS	5/20/25	5/21/25 11:05	AB
Perfluoropentanesulfonic acid (PFPeS)	ND	1.8	ng/L	1		SOP-454 PFAS	5/20/25	5/21/25 11:05	AB
Perfluoroundecanoic acid (PFUnA)	ND	1.8	ng/L	1		SOP-454 PFAS	5/20/25	5/21/25 11:05	AB
Nonafluoro-3,6-dioxaheptanoic acid (NFDHA)	ND	1.8	ng/L	1		SOP-454 PFAS	5/20/25	5/21/25 11:05	AB
Perfluoroheptanoic acid (PFHpA)	1.9	1.8	ng/L	1		SOP-454 PFAS	5/20/25	5/21/25 11:05	AB
Perfluorooctanoic acid (PFOA)	5.6	1.8	ng/L	1		SOP-454 PFAS	5/20/25	5/21/25 11:05	AB
Perfluorooctanesulfonic acid (PFOS)	8.4	1.8	ng/L	1		SOP-454 PFAS	5/20/25	5/21/25 11:05	AB
Perfluorononanoic acid (PFNA)	ND	1.8	ng/L	1		SOP-454 PFAS	5/20/25	5/21/25 11:05	AB

Pace Analytical Services, LLC - East Longmeadow, Ma

39 Spruce Street * East Longmeadow, MA 01028 * FAX 413/525-6405 * TEL. 413/525-2332

Project Location: Medfield, MA | Sample Description: | Work Order: 25E1382

Date Received: 5/16/2025

Field Sample #: SPD-MW-704 | Sampled: 5/14/2025 13:30

Sample ID: 25E1382-07

Sample Matrix: Ground Water

Volatile Organic Compounds by GC/MS

Analyte	Results	RL	Units	Dilution	Flag/Qual	Method	Date Prepared	Date/Time Analyzed	Analyst
Acetone	ND	10	µg/L	1		SW-846 8260D	5/19/25	5/20/25 20:01	MFF
tert-Amyl Methyl Ether (TAME)	ND	0.50	µg/L	1		SW-846 8260D	5/19/25	5/20/25 20:01	MFF
Benzene	ND	1.0	µg/L	1		SW-846 8260D	5/19/25	5/20/25 20:01	MFF
Bromobenzene	ND	1.0	µg/L	1		SW-846 8260D	5/19/25	5/20/25 20:01	MFF
Bromochloromethane	ND	1.0	µg/L	1		SW-846 8260D	5/19/25	5/20/25 20:01	MFF
Bromodichloromethane	ND	1.0	µg/L	1		SW-846 8260D	5/19/25	5/20/25 20:01	MFF
Bromoform	ND	1.0	µg/L	1		SW-846 8260D	5/19/25	5/20/25 20:01	MFF
Bromomethane	ND	2.0	µg/L	1	V-05	SW-846 8260D	5/19/25	5/20/25 20:01	MFF
2-Butanone (MEK)	ND	10	µg/L	1		SW-846 8260D	5/19/25	5/20/25 20:01	MFF
n-Butylbenzene	ND	1.0	µg/L	1		SW-846 8260D	5/19/25	5/20/25 20:01	MFF
sec-Butylbenzene	ND	1.0	µg/L	1		SW-846 8260D	5/19/25	5/20/25 20:01	MFF
tert-Butylbenzene	ND	1.0	µg/L	1		SW-846 8260D	5/19/25	5/20/25 20:01	MFF
tert-Butyl Ethyl Ether (TBEE)	ND	0.50	µg/L	1		SW-846 8260D	5/19/25	5/20/25 20:01	MFF
Carbon Disulfide	ND	5.0	µg/L	1	RL-07	SW-846 8260D	5/19/25	5/20/25 20:01	MFF
Carbon Tetrachloride	ND	1.0	µg/L	1		SW-846 8260D	5/19/25	5/20/25 20:01	MFF
Chlorobenzene	ND	1.0	µg/L	1		SW-846 8260D	5/19/25	5/20/25 20:01	MFF
Chlorodibromomethane	ND	0.50	µg/L	1		SW-846 8260D	5/19/25	5/20/25 20:01	MFF
Chloroethane	ND	2.0	µg/L	1	V-05	SW-846 8260D	5/19/25	5/20/25 20:01	MFF
Chloroform	ND	2.0	µg/L	1		SW-846 8260D	5/19/25	5/20/25 20:01	MFF
Chloromethane	ND	2.0	µg/L	1		SW-846 8260D	5/19/25	5/20/25 20:01	MFF
2-Chlorotoluene	ND	1.0	µg/L	1		SW-846 8260D	5/19/25	5/20/25 20:01	MFF
4-Chlorotoluene	ND	1.0	µg/L	1		SW-846 8260D	5/19/25	5/20/25 20:01	MFF
1,2-Dibromo-3-chloropropane (DBCP)	ND	2.0	µg/L	1		SW-846 8260D	5/19/25	5/20/25 20:01	MFF
1,2-Dibromoethane (EDB)	ND	0.50	µg/L	1		SW-846 8260D	5/19/25	5/20/25 20:01	MFF
Dibromomethane	ND	1.0	µg/L	1		SW-846 8260D	5/19/25	5/20/25 20:01	MFF
1,2-Dichlorobenzene	ND	1.0	µg/L	1		SW-846 8260D	5/19/25	5/20/25 20:01	MFF
1,3-Dichlorobenzene	ND	1.0	µg/L	1		SW-846 8260D	5/19/25	5/20/25 20:01	MFF
1,4-Dichlorobenzene	ND	1.0	µg/L	1		SW-846 8260D	5/19/25	5/20/25 20:01	MFF
Dichlorodifluoromethane (Freon 12)	ND	2.0	µg/L	1		SW-846 8260D	5/19/25	5/20/25 20:01	MFF
1,1-Dichloroethane	ND	1.0	µg/L	1		SW-846 8260D	5/19/25	5/20/25 20:01	MFF
1,2-Dichloroethane	ND	1.0	µg/L	1		SW-846 8260D	5/19/25	5/20/25 20:01	MFF
1,1-Dichloroethylene	ND	1.0	µg/L	1		SW-846 8260D	5/19/25	5/20/25 20:01	MFF
cis-1,2-Dichloroethylene	ND	1.0	µg/L	1		SW-846 8260D	5/19/25	5/20/25 20:01	MFF
trans-1,2-Dichloroethylene	ND	1.0	µg/L	1		SW-846 8260D	5/19/25	5/20/25 20:01	MFF
1,2-Dichloropropane	ND	1.0	µg/L	1		SW-846 8260D	5/19/25	5/20/25 20:01	MFF
1,3-Dichloropropane	ND	0.50	µg/L	1		SW-846 8260D	5/19/25	5/20/25 20:01	MFF
2,2-Dichloropropane	ND	1.0	µg/L	1		SW-846 8260D	5/19/25	5/20/25 20:01	MFF
1,1-Dichloropropene	ND	0.50	µg/L	1		SW-846 8260D	5/19/25	5/20/25 20:01	MFF
cis-1,3-Dichloropropene	ND	0.40	µg/L	1		SW-846 8260D	5/19/25	5/20/25 20:01	MFF
trans-1,3-Dichloropropene	ND	0.40	µg/L	1		SW-846 8260D	5/19/25	5/20/25 20:01	MFF
Diethyl Ether	ND	2.0	µg/L	1		SW-846 8260D	5/19/25	5/20/25 20:01	MFF
Diisopropyl Ether (DIPE)	ND	0.50	µg/L	1		SW-846 8260D	5/19/25	5/20/25 20:01	MFF
1,4-Dioxane	ND	50	µg/L	1		SW-846 8260D	5/19/25	5/20/25 20:01	MFF
Ethylbenzene	ND	1.0	µg/L	1		SW-846 8260D	5/19/25	5/20/25 20:01	MFF

Pace Analytical Services, LLC - East Longmeadow, Ma

39 Spruce Street * East Longmeadow, MA 01028 * FAX 413/525-6405 * TEL. 413/525-2332

Project Location: Medfield, MA | Sample Description: | Work Order: 25E1382

Date Received: 5/16/2025

Field Sample #: SPD-MW-704 | Sampled: 5/14/2025 13:30

Sample ID: 25E1382-07

Sample Matrix: Ground Water

Volatile Organic Compounds by GC/MS

Analyte	Results	RL	Units	Dilution	Flag/Qual	Method	Date Prepared	Date/Time Analyzed	Analyst
Hexachlorobutadiene	ND	0.60	µg/L	1		SW-846 8260D	5/19/25	5/20/25 20:01	MFF
2-Hexanone (MBK)	ND	10	µg/L	1		SW-846 8260D	5/19/25	5/20/25 20:01	MFF
Isopropylbenzene (Cumene)	ND	1.0	µg/L	1		SW-846 8260D	5/19/25	5/20/25 20:01	MFF
p-Isopropyltoluene (p-Cymene)	ND	1.0	µg/L	1		SW-846 8260D	5/19/25	5/20/25 20:01	MFF
Methyl tert-Butyl Ether (MTBE)	ND	1.0	µg/L	1		SW-846 8260D	5/19/25	5/20/25 20:01	MFF
Methylene Chloride	ND	5.0	µg/L	1	RL-07	SW-846 8260D	5/19/25	5/20/25 20:01	MFF
4-Methyl-2-pentanone (MIBK)	ND	10	µg/L	1		SW-846 8260D	5/19/25	5/20/25 20:01	MFF
Naphthalene	ND	2.0	µg/L	1		SW-846 8260D	5/19/25	5/20/25 20:01	MFF
n-Propylbenzene	ND	1.0	µg/L	1		SW-846 8260D	5/19/25	5/20/25 20:01	MFF
Styrene	ND	1.0	µg/L	1		SW-846 8260D	5/19/25	5/20/25 20:01	MFF
1,1,1,2-Tetrachloroethane	ND	1.0	µg/L	1		SW-846 8260D	5/19/25	5/20/25 20:01	MFF
1,1,2,2-Tetrachloroethane	ND	0.50	µg/L	1		SW-846 8260D	5/19/25	5/20/25 20:01	MFF
Tetrachloroethylene	4.9	1.0	µg/L	1		SW-846 8260D	5/19/25	5/20/25 20:01	MFF
Tetrahydrofuran	ND	2.0	µg/L	1		SW-846 8260D	5/19/25	5/20/25 20:01	MFF
Toluene	ND	1.0	µg/L	1		SW-846 8260D	5/19/25	5/20/25 20:01	MFF
1,2,3-Trichlorobenzene	ND	2.0	µg/L	1		SW-846 8260D	5/19/25	5/20/25 20:01	MFF
1,2,4-Trichlorobenzene	ND	1.0	µg/L	1		SW-846 8260D	5/19/25	5/20/25 20:01	MFF
1,1,1-Trichloroethane	ND	1.0	µg/L	1		SW-846 8260D	5/19/25	5/20/25 20:01	MFF
1,1,2-Trichloroethane	ND	1.0	µg/L	1		SW-846 8260D	5/19/25	5/20/25 20:01	MFF
Trichloroethylene	ND	1.0	µg/L	1		SW-846 8260D	5/19/25	5/20/25 20:01	MFF
Trichlorofluoromethane (Freon 11)	ND	2.0	µg/L	1		SW-846 8260D	5/19/25	5/20/25 20:01	MFF
1,2,3-Trichloropropane	ND	2.0	µg/L	1		SW-846 8260D	5/19/25	5/20/25 20:01	MFF
1,2,4-Trimethylbenzene	ND	1.0	µg/L	1		SW-846 8260D	5/19/25	5/20/25 20:01	MFF
1,3,5-Trimethylbenzene	ND	1.0	µg/L	1		SW-846 8260D	5/19/25	5/20/25 20:01	MFF
Vinyl Chloride	ND	2.0	µg/L	1		SW-846 8260D	5/19/25	5/20/25 20:01	MFF
m+p Xylene	ND	2.0	µg/L	1		SW-846 8260D	5/19/25	5/20/25 20:01	MFF
o-Xylene	ND	1.0	µg/L	1		SW-846 8260D	5/19/25	5/20/25 20:01	MFF

Surrogates	% Recovery	Recovery Limits	Flag/Qual	
1,2-Dichloroethane-d4	114	70-130		5/20/25 20:01
Toluene-d8	97.2	70-130		5/20/25 20:01
4-Bromofluorobenzene	87.9	70-130		5/20/25 20:01

Pace Analytical Services, LLC - East Longmeadow, Ma

39 Spruce Street * East Longmeadow, MA 01028 * FAX 413/525-6405 * TEL. 413/525-2332

Project Location: Medfield, MA | Sample Description: | Work Order: 25E1382

Date Received: 5/16/2025

Field Sample #: SPD-MW-704 | Sampled: 5/14/2025 13:30

Sample ID: 25E1382-07

Sample Matrix: Ground Water

Semivolatile Organic Compounds by - LC/MS-MS

Analyte	Results	RL	Units	Dilution	Flag/Qual	Method	Date Prepared	Date/Time Analyzed	Analyst
Perfluorobutanoic acid (PFBA)	2.5	1.9	ng/L	1		SOP-454 PFAS	5/20/25	5/21/25 11:12	AB
Perfluorobutanesulfonic acid (PFBS)	ND	1.9	ng/L	1		SOP-454 PFAS	5/20/25	5/21/25 11:12	AB
Perfluoropentanoic acid (PFPeA)	ND	1.9	ng/L	1		SOP-454 PFAS	5/20/25	5/21/25 11:12	AB
Perfluorohexanoic acid (PFHxA)	ND	1.9	ng/L	1		SOP-454 PFAS	5/20/25	5/21/25 11:12	AB
11Cl-PF3OUdS (F53B Major)	ND	1.9	ng/L	1		SOP-454 PFAS	5/20/25	5/21/25 11:12	AB
9Cl-PF3ONS (F53B Minor)	ND	1.9	ng/L	1		SOP-454 PFAS	5/20/25	5/21/25 11:12	AB
4,8-Dioxa-3H-perfluorononanoic acid (ADONA)	ND	1.9	ng/L	1		SOP-454 PFAS	5/20/25	5/21/25 11:12	AB
Hexafluoropropylene oxide dimer acid (HFPO-DA)	ND	1.9	ng/L	1		SOP-454 PFAS	5/20/25	5/21/25 11:12	AB
8:2 Fluorotelomersulfonic acid (8:2FTS A)	ND	1.9	ng/L	1		SOP-454 PFAS	5/20/25	5/21/25 11:12	AB
Perfluorodecanoic acid (PFDA)	ND	1.9	ng/L	1		SOP-454 PFAS	5/20/25	5/21/25 11:12	AB
Perfluorododecanoic acid (PFDoA)	ND	1.9	ng/L	1		SOP-454 PFAS	5/20/25	5/21/25 11:12	AB
Perfluoro(2-ethoxyethane)sulfonic acid (PFEESA)	ND	1.9	ng/L	1		SOP-454 PFAS	5/20/25	5/21/25 11:12	AB
Perfluoroheptanesulfonic acid (PFHpS)	ND	1.9	ng/L	1		SOP-454 PFAS	5/20/25	5/21/25 11:12	AB
N-EtFOSAA (NEtFOSAA)	ND	1.9	ng/L	1		SOP-454 PFAS	5/20/25	5/21/25 11:12	AB
N-MeFOSAA (NMeFOSAA)	ND	1.9	ng/L	1		SOP-454 PFAS	5/20/25	5/21/25 11:12	AB
Perfluorotetradecanoic acid (PFTA)	ND	1.9	ng/L	1		SOP-454 PFAS	5/20/25	5/21/25 11:12	AB
Perfluorotridecanoic acid (PFTrDA)	ND	1.9	ng/L	1		SOP-454 PFAS	5/20/25	5/21/25 11:12	AB
4:2 Fluorotelomersulfonic acid (4:2FTS A)	ND	1.9	ng/L	1		SOP-454 PFAS	5/20/25	5/21/25 11:12	AB
Perfluorodecanesulfonic acid (PFDS)	ND	1.9	ng/L	1		SOP-454 PFAS	5/20/25	5/21/25 11:12	AB
Perfluorooctanesulfonamide (FOSA)	ND	1.9	ng/L	1		SOP-454 PFAS	5/20/25	5/21/25 11:12	AB
Perfluorononanesulfonic acid (PFNS)	ND	1.9	ng/L	1		SOP-454 PFAS	5/20/25	5/21/25 11:12	AB
Perfluoro-1-hexanesulfonamide (FHxSA)	ND	1.9	ng/L	1		SOP-454 PFAS	5/20/25	5/21/25 11:12	AB
Perfluoro-1-butanesulfonamide (FBSA)	ND	1.9	ng/L	1		SOP-454 PFAS	5/20/25	5/21/25 11:12	AB
Perfluorohexanesulfonic acid (PFHxS)	ND	1.9	ng/L	1		SOP-454 PFAS	5/20/25	5/21/25 11:12	AB
Perfluoro-4-oxapentanoic acid (PFMPA)	ND	1.9	ng/L	1		SOP-454 PFAS	5/20/25	5/21/25 11:12	AB
Perfluoro-5-oxahexanoic acid (PFMBA)	ND	1.9	ng/L	1		SOP-454 PFAS	5/20/25	5/21/25 11:12	AB
6:2 Fluorotelomersulfonic acid (6:2FTS A)	6.6	1.9	ng/L	1		SOP-454 PFAS	5/20/25	5/21/25 11:12	AB
Perfluoropentanesulfonic acid (PFPeS)	ND	1.9	ng/L	1		SOP-454 PFAS	5/20/25	5/21/25 11:12	AB
Perfluoroundecanoic acid (PFUnA)	ND	1.9	ng/L	1		SOP-454 PFAS	5/20/25	5/21/25 11:12	AB
Nonafluoro-3,6-dioxaheptanoic acid (NFDHA)	ND	1.9	ng/L	1		SOP-454 PFAS	5/20/25	5/21/25 11:12	AB
Perfluoroheptanoic acid (PFHpA)	ND	1.9	ng/L	1		SOP-454 PFAS	5/20/25	5/21/25 11:12	AB
Perfluorooctanoic acid (PFOA)	3.1	1.9	ng/L	1		SOP-454 PFAS	5/20/25	5/21/25 11:12	AB
Perfluorooctanesulfonic acid (PFOS)	6.8	1.9	ng/L	1		SOP-454 PFAS	5/20/25	5/21/25 11:12	AB
Perfluorononanoic acid (PFNA)	ND	1.9	ng/L	1		SOP-454 PFAS	5/20/25	5/21/25 11:12	AB

Pace Analytical Services, LLC - East Longmeadow, Ma

39 Spruce Street * East Longmeadow, MA 01028 * FAX 413/525-6405 * TEL. 413/525-2332

Project Location: Medfield, MA | Sample Description: | Work Order: 25E1382

Date Received: 5/16/2025

Field Sample #: SPD-IW-101 | Sampled: 5/14/2025 12:35

Sample ID: 25E1382-08

Sample Matrix: Ground Water

Volatile Organic Compounds by GC/MS

Analyte	Results	RL	Units	Dilution	Flag/Qual	Method	Date Prepared	Date/Time Analyzed	Analyst
Acetone	ND	10	µg/L	1		SW-846 8260D	5/19/25	5/20/25 20:54	MFF
tert-Amyl Methyl Ether (TAME)	ND	0.50	µg/L	1		SW-846 8260D	5/19/25	5/20/25 20:54	MFF
Benzene	ND	1.0	µg/L	1		SW-846 8260D	5/19/25	5/20/25 20:54	MFF
Bromobenzene	ND	1.0	µg/L	1		SW-846 8260D	5/19/25	5/20/25 20:54	MFF
Bromochloromethane	ND	1.0	µg/L	1		SW-846 8260D	5/19/25	5/20/25 20:54	MFF
Bromodichloromethane	ND	1.0	µg/L	1		SW-846 8260D	5/19/25	5/20/25 20:54	MFF
Bromoform	ND	1.0	µg/L	1		SW-846 8260D	5/19/25	5/20/25 20:54	MFF
Bromomethane	ND	2.0	µg/L	1	V-05	SW-846 8260D	5/19/25	5/20/25 20:54	MFF
2-Butanone (MEK)	ND	10	µg/L	1		SW-846 8260D	5/19/25	5/20/25 20:54	MFF
n-Butylbenzene	ND	1.0	µg/L	1		SW-846 8260D	5/19/25	5/20/25 20:54	MFF
sec-Butylbenzene	ND	1.0	µg/L	1		SW-846 8260D	5/19/25	5/20/25 20:54	MFF
tert-Butylbenzene	ND	1.0	µg/L	1		SW-846 8260D	5/19/25	5/20/25 20:54	MFF
tert-Butyl Ethyl Ether (TBEE)	ND	0.50	µg/L	1		SW-846 8260D	5/19/25	5/20/25 20:54	MFF
Carbon Disulfide	ND	5.0	µg/L	1	RL-07	SW-846 8260D	5/19/25	5/20/25 20:54	MFF
Carbon Tetrachloride	ND	1.0	µg/L	1		SW-846 8260D	5/19/25	5/20/25 20:54	MFF
Chlorobenzene	ND	1.0	µg/L	1		SW-846 8260D	5/19/25	5/20/25 20:54	MFF
Chlorodibromomethane	ND	0.50	µg/L	1		SW-846 8260D	5/19/25	5/20/25 20:54	MFF
Chloroethane	ND	2.0	µg/L	1	V-05	SW-846 8260D	5/19/25	5/20/25 20:54	MFF
Chloroform	ND	2.0	µg/L	1		SW-846 8260D	5/19/25	5/20/25 20:54	MFF
Chloromethane	ND	2.0	µg/L	1		SW-846 8260D	5/19/25	5/20/25 20:54	MFF
2-Chlorotoluene	ND	1.0	µg/L	1		SW-846 8260D	5/19/25	5/20/25 20:54	MFF
4-Chlorotoluene	ND	1.0	µg/L	1		SW-846 8260D	5/19/25	5/20/25 20:54	MFF
1,2-Dibromo-3-chloropropane (DBCP)	ND	2.0	µg/L	1		SW-846 8260D	5/19/25	5/20/25 20:54	MFF
1,2-Dibromoethane (EDB)	ND	0.50	µg/L	1		SW-846 8260D	5/19/25	5/20/25 20:54	MFF
Dibromomethane	ND	1.0	µg/L	1		SW-846 8260D	5/19/25	5/20/25 20:54	MFF
1,2-Dichlorobenzene	ND	1.0	µg/L	1		SW-846 8260D	5/19/25	5/20/25 20:54	MFF
1,3-Dichlorobenzene	ND	1.0	µg/L	1		SW-846 8260D	5/19/25	5/20/25 20:54	MFF
1,4-Dichlorobenzene	ND	1.0	µg/L	1		SW-846 8260D	5/19/25	5/20/25 20:54	MFF
Dichlorodifluoromethane (Freon 12)	ND	2.0	µg/L	1		SW-846 8260D	5/19/25	5/20/25 20:54	MFF
1,1-Dichloroethane	ND	1.0	µg/L	1		SW-846 8260D	5/19/25	5/20/25 20:54	MFF
1,2-Dichloroethane	ND	1.0	µg/L	1		SW-846 8260D	5/19/25	5/20/25 20:54	MFF
1,1-Dichloroethylene	ND	1.0	µg/L	1		SW-846 8260D	5/19/25	5/20/25 20:54	MFF
cis-1,2-Dichloroethylene	ND	1.0	µg/L	1		SW-846 8260D	5/19/25	5/20/25 20:54	MFF
trans-1,2-Dichloroethylene	ND	1.0	µg/L	1		SW-846 8260D	5/19/25	5/20/25 20:54	MFF
1,2-Dichloropropane	ND	1.0	µg/L	1		SW-846 8260D	5/19/25	5/20/25 20:54	MFF
1,3-Dichloropropane	ND	0.50	µg/L	1		SW-846 8260D	5/19/25	5/20/25 20:54	MFF
2,2-Dichloropropane	ND	1.0	µg/L	1		SW-846 8260D	5/19/25	5/20/25 20:54	MFF
1,1-Dichloropropene	ND	0.50	µg/L	1		SW-846 8260D	5/19/25	5/20/25 20:54	MFF
cis-1,3-Dichloropropene	ND	0.40	µg/L	1		SW-846 8260D	5/19/25	5/20/25 20:54	MFF
trans-1,3-Dichloropropene	ND	0.40	µg/L	1		SW-846 8260D	5/19/25	5/20/25 20:54	MFF
Diethyl Ether	ND	2.0	µg/L	1		SW-846 8260D	5/19/25	5/20/25 20:54	MFF
Diisopropyl Ether (DIPE)	ND	0.50	µg/L	1		SW-846 8260D	5/19/25	5/20/25 20:54	MFF
1,4-Dioxane	ND	50	µg/L	1		SW-846 8260D	5/19/25	5/20/25 20:54	MFF
Ethylbenzene	ND	1.0	µg/L	1		SW-846 8260D	5/19/25	5/20/25 20:54	MFF

Pace Analytical Services, LLC - East Longmeadow, Ma

39 Spruce Street * East Longmeadow, MA 01028 * FAX 413/525-6405 * TEL. 413/525-2332

Project Location: Medfield, MA | Sample Description: | Work Order: 25E1382

Date Received: 5/16/2025

Field Sample #: SPD-IW-101 | Sampled: 5/14/2025 12:35

Sample ID: 25E1382-08

Sample Matrix: Ground Water

Volatile Organic Compounds by GC/MS

Analyte	Results	RL	Units	Dilution	Flag/Qual	Method	Date Prepared	Date/Time Analyzed	Analyst
Hexachlorobutadiene	ND	0.60	µg/L	1		SW-846 8260D	5/19/25	5/20/25 20:54	MFF
2-Hexanone (MBK)	ND	10	µg/L	1		SW-846 8260D	5/19/25	5/20/25 20:54	MFF
Isopropylbenzene (Cumene)	ND	1.0	µg/L	1		SW-846 8260D	5/19/25	5/20/25 20:54	MFF
p-Isopropyltoluene (p-Cymene)	ND	1.0	µg/L	1		SW-846 8260D	5/19/25	5/20/25 20:54	MFF
Methyl tert-Butyl Ether (MTBE)	ND	1.0	µg/L	1		SW-846 8260D	5/19/25	5/20/25 20:54	MFF
Methylene Chloride	ND	5.0	µg/L	1	RL-07	SW-846 8260D	5/19/25	5/20/25 20:54	MFF
4-Methyl-2-pentanone (MIBK)	ND	10	µg/L	1		SW-846 8260D	5/19/25	5/20/25 20:54	MFF
Naphthalene	ND	2.0	µg/L	1		SW-846 8260D	5/19/25	5/20/25 20:54	MFF
n-Propylbenzene	ND	1.0	µg/L	1		SW-846 8260D	5/19/25	5/20/25 20:54	MFF
Styrene	ND	1.0	µg/L	1		SW-846 8260D	5/19/25	5/20/25 20:54	MFF
1,1,1,2-Tetrachloroethane	ND	1.0	µg/L	1		SW-846 8260D	5/19/25	5/20/25 20:54	MFF
1,1,2,2-Tetrachloroethane	ND	0.50	µg/L	1		SW-846 8260D	5/19/25	5/20/25 20:54	MFF
Tetrachloroethylene	3.2	1.0	µg/L	1		SW-846 8260D	5/19/25	5/20/25 20:54	MFF
Tetrahydrofuran	ND	2.0	µg/L	1		SW-846 8260D	5/19/25	5/20/25 20:54	MFF
Toluene	ND	1.0	µg/L	1		SW-846 8260D	5/19/25	5/20/25 20:54	MFF
1,2,3-Trichlorobenzene	ND	2.0	µg/L	1		SW-846 8260D	5/19/25	5/20/25 20:54	MFF
1,2,4-Trichlorobenzene	ND	1.0	µg/L	1		SW-846 8260D	5/19/25	5/20/25 20:54	MFF
1,1,1-Trichloroethane	ND	1.0	µg/L	1		SW-846 8260D	5/19/25	5/20/25 20:54	MFF
1,1,2-Trichloroethane	ND	1.0	µg/L	1		SW-846 8260D	5/19/25	5/20/25 20:54	MFF
Trichloroethylene	ND	1.0	µg/L	1		SW-846 8260D	5/19/25	5/20/25 20:54	MFF
Trichlorofluoromethane (Freon 11)	ND	2.0	µg/L	1		SW-846 8260D	5/19/25	5/20/25 20:54	MFF
1,2,3-Trichloropropane	ND	2.0	µg/L	1		SW-846 8260D	5/19/25	5/20/25 20:54	MFF
1,2,4-Trimethylbenzene	ND	1.0	µg/L	1		SW-846 8260D	5/19/25	5/20/25 20:54	MFF
1,3,5-Trimethylbenzene	ND	1.0	µg/L	1		SW-846 8260D	5/19/25	5/20/25 20:54	MFF
Vinyl Chloride	ND	2.0	µg/L	1		SW-846 8260D	5/19/25	5/20/25 20:54	MFF
m+p Xylene	ND	2.0	µg/L	1		SW-846 8260D	5/19/25	5/20/25 20:54	MFF
o-Xylene	ND	1.0	µg/L	1		SW-846 8260D	5/19/25	5/20/25 20:54	MFF

Surrogates	% Recovery	Recovery Limits	Flag/Qual	
1,2-Dichloroethane-d4	115	70-130		5/20/25 20:54
Toluene-d8	97.0	70-130		5/20/25 20:54
4-Bromofluorobenzene	90.9	70-130		5/20/25 20:54

Pace Analytical Services, LLC - East Longmeadow, Ma

39 Spruce Street * East Longmeadow, MA 01028 * FAX 413/525-6405 * TEL. 413/525-2332

Project Location: Medfield, MA | Sample Description: | Work Order: 25E1382

Date Received: 5/16/2025

Field Sample #: SPD-IW-101 | Sampled: 5/14/2025 12:35

Sample ID: 25E1382-08

Sample Matrix: Ground Water

Semivolatile Organic Compounds by - LC/MS-MS

Analyte	Results	RL	Units	Dilution	Flag/Qual	Method	Date Prepared	Date/Time Analyzed	Analyst
Perfluorobutanoic acid (PFBA)	2.2	1.8	ng/L	1		SOP-454 PFAS	5/20/25	5/21/25 11:20	AB
Perfluorobutanesulfonic acid (PFBS)	ND	1.8	ng/L	1		SOP-454 PFAS	5/20/25	5/21/25 11:20	AB
Perfluoropentanoic acid (PFPeA)	ND	1.8	ng/L	1		SOP-454 PFAS	5/20/25	5/21/25 11:20	AB
Perfluorohexanoic acid (PFHxA)	ND	1.8	ng/L	1		SOP-454 PFAS	5/20/25	5/21/25 11:20	AB
11Cl-PF3OUdS (F53B Major)	ND	1.8	ng/L	1		SOP-454 PFAS	5/20/25	5/21/25 11:20	AB
9Cl-PF3ONS (F53B Minor)	ND	1.8	ng/L	1		SOP-454 PFAS	5/20/25	5/21/25 11:20	AB
4,8-Dioxa-3H-perfluorononanoic acid (ADONA)	ND	1.8	ng/L	1		SOP-454 PFAS	5/20/25	5/21/25 11:20	AB
Hexafluoropropylene oxide dimer acid (HFPO-DA)	ND	1.8	ng/L	1		SOP-454 PFAS	5/20/25	5/21/25 11:20	AB
8:2 Fluorotelomersulfonic acid (8:2FTS A)	ND	1.8	ng/L	1		SOP-454 PFAS	5/20/25	5/21/25 11:20	AB
Perfluorodecanoic acid (PFDA)	ND	1.8	ng/L	1		SOP-454 PFAS	5/20/25	5/21/25 11:20	AB
Perfluorododecanoic acid (PFDoA)	ND	1.8	ng/L	1		SOP-454 PFAS	5/20/25	5/21/25 11:20	AB
Perfluoro(2-ethoxyethane)sulfonic acid (PFEESA)	ND	1.8	ng/L	1		SOP-454 PFAS	5/20/25	5/21/25 11:20	AB
Perfluoroheptanesulfonic acid (PFHpS)	ND	1.8	ng/L	1		SOP-454 PFAS	5/20/25	5/21/25 11:20	AB
N-EtFOSAA (NEtFOSAA)	ND	1.8	ng/L	1		SOP-454 PFAS	5/20/25	5/21/25 11:20	AB
N-MeFOSAA (NMeFOSAA)	ND	1.8	ng/L	1		SOP-454 PFAS	5/20/25	5/21/25 11:20	AB
Perfluorotetradecanoic acid (PFTA)	ND	1.8	ng/L	1		SOP-454 PFAS	5/20/25	5/21/25 11:20	AB
Perfluorotridecanoic acid (PFTrDA)	ND	1.8	ng/L	1		SOP-454 PFAS	5/20/25	5/21/25 11:20	AB
4:2 Fluorotelomersulfonic acid (4:2FTS A)	ND	1.8	ng/L	1		SOP-454 PFAS	5/20/25	5/21/25 11:20	AB
Perfluorodecanesulfonic acid (PFDS)	ND	1.8	ng/L	1		SOP-454 PFAS	5/20/25	5/21/25 11:20	AB
Perfluorooctanesulfonamide (FOSA)	ND	1.8	ng/L	1		SOP-454 PFAS	5/20/25	5/21/25 11:20	AB
Perfluorononanesulfonic acid (PFNS)	ND	1.8	ng/L	1		SOP-454 PFAS	5/20/25	5/21/25 11:20	AB
Perfluoro-1-hexanesulfonamide (FHxSA)	ND	1.8	ng/L	1		SOP-454 PFAS	5/20/25	5/21/25 11:20	AB
Perfluoro-1-butanesulfonamide (FBSA)	ND	1.8	ng/L	1		SOP-454 PFAS	5/20/25	5/21/25 11:20	AB
Perfluorohexanesulfonic acid (PFHxS)	ND	1.8	ng/L	1		SOP-454 PFAS	5/20/25	5/21/25 11:20	AB
Perfluoro-4-oxapentanoic acid (PFMPA)	ND	1.8	ng/L	1		SOP-454 PFAS	5/20/25	5/21/25 11:20	AB
Perfluoro-5-oxahexanoic acid (PFMBA)	ND	1.8	ng/L	1		SOP-454 PFAS	5/20/25	5/21/25 11:20	AB
6:2 Fluorotelomersulfonic acid (6:2FTS A)	ND	1.8	ng/L	1		SOP-454 PFAS	5/20/25	5/21/25 11:20	AB
Perfluoropentanesulfonic acid (PFPeS)	ND	1.8	ng/L	1		SOP-454 PFAS	5/20/25	5/21/25 11:20	AB
Perfluoroundecanoic acid (PFUnA)	ND	1.8	ng/L	1		SOP-454 PFAS	5/20/25	5/21/25 11:20	AB
Nonafluoro-3,6-dioxaheptanoic acid (NFDHA)	ND	1.8	ng/L	1		SOP-454 PFAS	5/20/25	5/21/25 11:20	AB
Perfluoroheptanoic acid (PFHpA)	ND	1.8	ng/L	1		SOP-454 PFAS	5/20/25	5/21/25 11:20	AB
Perfluorooctanoic acid (PFOA)	3.4	1.8	ng/L	1		SOP-454 PFAS	5/20/25	5/21/25 11:20	AB
Perfluorooctanesulfonic acid (PFOS)	3.7	1.8	ng/L	1		SOP-454 PFAS	5/20/25	5/21/25 11:20	AB
Perfluorononanoic acid (PFNA)	ND	1.8	ng/L	1		SOP-454 PFAS	5/20/25	5/21/25 11:20	AB

Pace Analytical Services, LLC - East Longmeadow, Ma

39 Spruce Street * East Longmeadow, MA 01028 * FAX 413/525-6405 * TEL. 413/525-2332

Project Location: Medfield, MA | Sample Description: | Work Order: 25E1382

Date Received: 5/16/2025

Field Sample #: SPD-MW-903S | Sampled: 5/14/2025 11:10

Sample ID: 25E1382-09

Sample Matrix: Ground Water

Semivolatile Organic Compounds by - LC/MS-MS

Analyte	Results	RL	Units	Dilution	Flag/Qual	Method	Date Prepared	Date/Time Analyzed	Analyst
Perfluorobutanoic acid (PFBA)	4.0	1.8	ng/L	1		SOP-454 PFAS	5/20/25	5/21/25 11:27	AB
Perfluorobutanesulfonic acid (PFBS)	ND	1.8	ng/L	1		SOP-454 PFAS	5/20/25	5/21/25 11:27	AB
Perfluoropentanoic acid (PFPeA)	2.3	1.8	ng/L	1		SOP-454 PFAS	5/20/25	5/21/25 11:27	AB
Perfluorohexanoic acid (PFHxA)	ND	1.8	ng/L	1		SOP-454 PFAS	5/20/25	5/21/25 11:27	AB
11Cl-PF3OUdS (F53B Major)	ND	1.8	ng/L	1		SOP-454 PFAS	5/20/25	5/21/25 11:27	AB
9Cl-PF3ONS (F53B Minor)	ND	1.8	ng/L	1		SOP-454 PFAS	5/20/25	5/21/25 11:27	AB
4,8-Dioxa-3H-perfluorononanoic acid (ADONA)	ND	1.8	ng/L	1		SOP-454 PFAS	5/20/25	5/21/25 11:27	AB
Hexafluoropropylene oxide dimer acid (HFPO-DA)	ND	1.8	ng/L	1		SOP-454 PFAS	5/20/25	5/21/25 11:27	AB
8:2 Fluorotelomersulfonic acid (8:2FTS A)	ND	1.8	ng/L	1		SOP-454 PFAS	5/20/25	5/21/25 11:27	AB
Perfluorodecanoic acid (PFDA)	ND	1.8	ng/L	1		SOP-454 PFAS	5/20/25	5/21/25 11:27	AB
Perfluorododecanoic acid (PFDoA)	ND	1.8	ng/L	1		SOP-454 PFAS	5/20/25	5/21/25 11:27	AB
Perfluoro(2-ethoxyethane)sulfonic acid (PFEESA)	ND	1.8	ng/L	1		SOP-454 PFAS	5/20/25	5/21/25 11:27	AB
Perfluoroheptanesulfonic acid (PFHpS)	ND	1.8	ng/L	1		SOP-454 PFAS	5/20/25	5/21/25 11:27	AB
N-EtFOSAA (NEtFOSAA)	ND	1.8	ng/L	1		SOP-454 PFAS	5/20/25	5/21/25 11:27	AB
N-MeFOSAA (NMeFOSAA)	ND	1.8	ng/L	1		SOP-454 PFAS	5/20/25	5/21/25 11:27	AB
Perfluorotetradecanoic acid (PFTA)	ND	1.8	ng/L	1		SOP-454 PFAS	5/20/25	5/21/25 11:27	AB
Perfluorotridecanoic acid (PFTrDA)	ND	1.8	ng/L	1		SOP-454 PFAS	5/20/25	5/21/25 11:27	AB
4:2 Fluorotelomersulfonic acid (4:2FTS A)	ND	1.8	ng/L	1		SOP-454 PFAS	5/20/25	5/21/25 11:27	AB
Perfluorodecanesulfonic acid (PFDS)	ND	1.8	ng/L	1		SOP-454 PFAS	5/20/25	5/21/25 11:27	AB
Perfluorooctanesulfonamide (FOSA)	ND	1.8	ng/L	1		SOP-454 PFAS	5/20/25	5/21/25 11:27	AB
Perfluorononanesulfonic acid (PFNS)	ND	1.8	ng/L	1		SOP-454 PFAS	5/20/25	5/21/25 11:27	AB
Perfluoro-1-hexanesulfonamide (FHxSA)	ND	1.8	ng/L	1		SOP-454 PFAS	5/20/25	5/21/25 11:27	AB
Perfluoro-1-butanesulfonamide (FBSA)	ND	1.8	ng/L	1		SOP-454 PFAS	5/20/25	5/21/25 11:27	AB
Perfluorohexanesulfonic acid (PFHxS)	ND	1.8	ng/L	1		SOP-454 PFAS	5/20/25	5/21/25 11:27	AB
Perfluoro-4-oxapentanoic acid (PFMPA)	ND	1.8	ng/L	1		SOP-454 PFAS	5/20/25	5/21/25 11:27	AB
Perfluoro-5-oxahexanoic acid (PFMBA)	ND	1.8	ng/L	1		SOP-454 PFAS	5/20/25	5/21/25 11:27	AB
6:2 Fluorotelomersulfonic acid (6:2FTS A)	ND	1.8	ng/L	1		SOP-454 PFAS	5/20/25	5/21/25 11:27	AB
Perfluoropentanesulfonic acid (PFPeS)	ND	1.8	ng/L	1		SOP-454 PFAS	5/20/25	5/21/25 11:27	AB
Perfluoroundecanoic acid (PFUnA)	ND	1.8	ng/L	1		SOP-454 PFAS	5/20/25	5/21/25 11:27	AB
Nonafluoro-3,6-dioxaheptanoic acid (NFDHA)	ND	1.8	ng/L	1		SOP-454 PFAS	5/20/25	5/21/25 11:27	AB
Perfluoroheptanoic acid (PFHpA)	ND	1.8	ng/L	1		SOP-454 PFAS	5/20/25	5/21/25 11:27	AB
Perfluorooctanoic acid (PFOA)	3.0	1.8	ng/L	1		SOP-454 PFAS	5/20/25	5/21/25 11:27	AB
Perfluorooctanesulfonic acid (PFOS)	5.5	1.8	ng/L	1		SOP-454 PFAS	5/20/25	5/21/25 11:27	AB
Perfluorononanoic acid (PFNA)	ND	1.8	ng/L	1		SOP-454 PFAS	5/20/25	5/21/25 11:27	AB

Pace Analytical Services, LLC - East Longmeadow, Ma

39 Spruce Street * East Longmeadow, MA 01028 * FAX 413/525-6405 * TEL. 413/525-2332

Project Location: Medfield, MA | Sample Description: | Work Order: 25E1382

Date Received: 5/16/2025

Field Sample #: SPD-MW-903D | Sampled: 5/14/2025 12:00

Sample ID: 25E1382-10

Sample Matrix: Ground Water

Semivolatile Organic Compounds by - LC/MS-MS

Analyte	Results	RL	Units	Dilution	Flag/Qual	Method	Date Prepared	Date/Time Analyzed	Analyst
Perfluorobutanoic acid (PFBA)	3.7	1.9	ng/L	1		SOP-454 PFAS	5/20/25	5/21/25 11:34	AB
Perfluorobutanesulfonic acid (PFBS)	ND	1.9	ng/L	1		SOP-454 PFAS	5/20/25	5/21/25 11:34	AB
Perfluoropentanoic acid (PFPeA)	2.3	1.9	ng/L	1		SOP-454 PFAS	5/20/25	5/21/25 11:34	AB
Perfluorohexanoic acid (PFHxA)	ND	1.9	ng/L	1		SOP-454 PFAS	5/20/25	5/21/25 11:34	AB
11Cl-PF3OUdS (F53B Major)	ND	1.9	ng/L	1		SOP-454 PFAS	5/20/25	5/21/25 11:34	AB
9Cl-PF3ONS (F53B Minor)	ND	1.9	ng/L	1		SOP-454 PFAS	5/20/25	5/21/25 11:34	AB
4,8-Dioxa-3H-perfluorononanoic acid (ADONA)	ND	1.9	ng/L	1		SOP-454 PFAS	5/20/25	5/21/25 11:34	AB
Hexafluoropropylene oxide dimer acid (HFPO-DA)	ND	1.9	ng/L	1		SOP-454 PFAS	5/20/25	5/21/25 11:34	AB
8:2 Fluorotelomersulfonic acid (8:2FTS A)	ND	1.9	ng/L	1		SOP-454 PFAS	5/20/25	5/21/25 11:34	AB
Perfluorodecanoic acid (PFDA)	ND	1.9	ng/L	1		SOP-454 PFAS	5/20/25	5/21/25 11:34	AB
Perfluorododecanoic acid (PFDoA)	ND	1.9	ng/L	1		SOP-454 PFAS	5/20/25	5/21/25 11:34	AB
Perfluoro(2-ethoxyethane)sulfonic acid (PFEESA)	ND	1.9	ng/L	1		SOP-454 PFAS	5/20/25	5/21/25 11:34	AB
Perfluoroheptanesulfonic acid (PFHpS)	ND	1.9	ng/L	1		SOP-454 PFAS	5/20/25	5/21/25 11:34	AB
N-EtFOSAA (NEtFOSAA)	ND	1.9	ng/L	1		SOP-454 PFAS	5/20/25	5/21/25 11:34	AB
N-MeFOSAA (NMeFOSAA)	ND	1.9	ng/L	1		SOP-454 PFAS	5/20/25	5/21/25 11:34	AB
Perfluorotetradecanoic acid (PFTA)	ND	1.9	ng/L	1		SOP-454 PFAS	5/20/25	5/21/25 11:34	AB
Perfluorotridecanoic acid (PFTrDA)	ND	1.9	ng/L	1		SOP-454 PFAS	5/20/25	5/21/25 11:34	AB
4:2 Fluorotelomersulfonic acid (4:2FTS A)	ND	1.9	ng/L	1		SOP-454 PFAS	5/20/25	5/21/25 11:34	AB
Perfluorodecanesulfonic acid (PFDS)	ND	1.9	ng/L	1		SOP-454 PFAS	5/20/25	5/21/25 11:34	AB
Perfluorooctanesulfonamide (FOSA)	ND	1.9	ng/L	1		SOP-454 PFAS	5/20/25	5/21/25 11:34	AB
Perfluorononanesulfonic acid (PFNS)	ND	1.9	ng/L	1		SOP-454 PFAS	5/20/25	5/21/25 11:34	AB
Perfluoro-1-hexanesulfonamide (FHxSA)	ND	1.9	ng/L	1		SOP-454 PFAS	5/20/25	5/21/25 11:34	AB
Perfluoro-1-butanesulfonamide (FBSA)	ND	1.9	ng/L	1		SOP-454 PFAS	5/20/25	5/21/25 11:34	AB
Perfluorohexanesulfonic acid (PFHxS)	ND	1.9	ng/L	1		SOP-454 PFAS	5/20/25	5/21/25 11:34	AB
Perfluoro-4-oxapentanoic acid (PFMPA)	ND	1.9	ng/L	1		SOP-454 PFAS	5/20/25	5/21/25 11:34	AB
Perfluoro-5-oxahexanoic acid (PFMBA)	ND	1.9	ng/L	1		SOP-454 PFAS	5/20/25	5/21/25 11:34	AB
6:2 Fluorotelomersulfonic acid (6:2FTS A)	ND	1.9	ng/L	1		SOP-454 PFAS	5/20/25	5/21/25 11:34	AB
Perfluoropentanesulfonic acid (PFPeS)	ND	1.9	ng/L	1		SOP-454 PFAS	5/20/25	5/21/25 11:34	AB
Perfluoroundecanoic acid (PFUnA)	ND	1.9	ng/L	1		SOP-454 PFAS	5/20/25	5/21/25 11:34	AB
Nonafluoro-3,6-dioxaheptanoic acid (NFDHA)	ND	1.9	ng/L	1		SOP-454 PFAS	5/20/25	5/21/25 11:34	AB
Perfluoroheptanoic acid (PFHpA)	ND	1.9	ng/L	1		SOP-454 PFAS	5/20/25	5/21/25 11:34	AB
Perfluorooctanoic acid (PFOA)	3.6	1.9	ng/L	1		SOP-454 PFAS	5/20/25	5/21/25 11:34	AB
Perfluorooctanesulfonic acid (PFOS)	3.6	1.9	ng/L	1		SOP-454 PFAS	5/20/25	5/21/25 11:34	AB
Perfluorononanoic acid (PFNA)	ND	1.9	ng/L	1		SOP-454 PFAS	5/20/25	5/21/25 11:34	AB

Pace Analytical Services, LLC - East Longmeadow, Ma

39 Spruce Street * East Longmeadow, MA 01028 * FAX 413/525-6405 * TEL. 413/525-2332

Project Location: Medfield, MA | Sample Description: | Work Order: 25E1382

Date Received: 5/16/2025

Field Sample #: SPD-MW-402 | Sampled: 5/14/2025 13:10

Sample ID: 25E1382-11

Sample Matrix: Ground Water

Volatile Organic Compounds by GC/MS

Analyte	Results	RL	Units	Dilution	Flag/Qual	Method	Date Prepared	Date/Time Analyzed	Analyst
Acetone	ND	10	µg/L	1		SW-846 8260D	5/19/25	5/20/25 20:27	MFF
tert-Amyl Methyl Ether (TAME)	ND	0.50	µg/L	1		SW-846 8260D	5/19/25	5/20/25 20:27	MFF
Benzene	ND	1.0	µg/L	1		SW-846 8260D	5/19/25	5/20/25 20:27	MFF
Bromobenzene	ND	1.0	µg/L	1		SW-846 8260D	5/19/25	5/20/25 20:27	MFF
Bromochloromethane	ND	1.0	µg/L	1		SW-846 8260D	5/19/25	5/20/25 20:27	MFF
Bromodichloromethane	ND	1.0	µg/L	1		SW-846 8260D	5/19/25	5/20/25 20:27	MFF
Bromoform	ND	1.0	µg/L	1		SW-846 8260D	5/19/25	5/20/25 20:27	MFF
Bromomethane	ND	2.0	µg/L	1	V-05	SW-846 8260D	5/19/25	5/20/25 20:27	MFF
2-Butanone (MEK)	ND	10	µg/L	1		SW-846 8260D	5/19/25	5/20/25 20:27	MFF
n-Butylbenzene	ND	1.0	µg/L	1		SW-846 8260D	5/19/25	5/20/25 20:27	MFF
sec-Butylbenzene	ND	1.0	µg/L	1		SW-846 8260D	5/19/25	5/20/25 20:27	MFF
tert-Butylbenzene	ND	1.0	µg/L	1		SW-846 8260D	5/19/25	5/20/25 20:27	MFF
tert-Butyl Ethyl Ether (TBEE)	ND	0.50	µg/L	1		SW-846 8260D	5/19/25	5/20/25 20:27	MFF
Carbon Disulfide	ND	5.0	µg/L	1	RL-07	SW-846 8260D	5/19/25	5/20/25 20:27	MFF
Carbon Tetrachloride	ND	1.0	µg/L	1		SW-846 8260D	5/19/25	5/20/25 20:27	MFF
Chlorobenzene	ND	1.0	µg/L	1		SW-846 8260D	5/19/25	5/20/25 20:27	MFF
Chlorodibromomethane	ND	0.50	µg/L	1		SW-846 8260D	5/19/25	5/20/25 20:27	MFF
Chloroethane	ND	2.0	µg/L	1	V-05	SW-846 8260D	5/19/25	5/20/25 20:27	MFF
Chloroform	ND	2.0	µg/L	1		SW-846 8260D	5/19/25	5/20/25 20:27	MFF
Chloromethane	ND	2.0	µg/L	1		SW-846 8260D	5/19/25	5/20/25 20:27	MFF
2-Chlorotoluene	ND	1.0	µg/L	1		SW-846 8260D	5/19/25	5/20/25 20:27	MFF
4-Chlorotoluene	ND	1.0	µg/L	1		SW-846 8260D	5/19/25	5/20/25 20:27	MFF
1,2-Dibromo-3-chloropropane (DBCP)	ND	2.0	µg/L	1		SW-846 8260D	5/19/25	5/20/25 20:27	MFF
1,2-Dibromoethane (EDB)	ND	0.50	µg/L	1		SW-846 8260D	5/19/25	5/20/25 20:27	MFF
Dibromomethane	ND	1.0	µg/L	1		SW-846 8260D	5/19/25	5/20/25 20:27	MFF
1,2-Dichlorobenzene	ND	1.0	µg/L	1		SW-846 8260D	5/19/25	5/20/25 20:27	MFF
1,3-Dichlorobenzene	ND	1.0	µg/L	1		SW-846 8260D	5/19/25	5/20/25 20:27	MFF
1,4-Dichlorobenzene	ND	1.0	µg/L	1		SW-846 8260D	5/19/25	5/20/25 20:27	MFF
Dichlorodifluoromethane (Freon 12)	ND	2.0	µg/L	1		SW-846 8260D	5/19/25	5/20/25 20:27	MFF
1,1-Dichloroethane	ND	1.0	µg/L	1		SW-846 8260D	5/19/25	5/20/25 20:27	MFF
1,2-Dichloroethane	ND	1.0	µg/L	1		SW-846 8260D	5/19/25	5/20/25 20:27	MFF
1,1-Dichloroethylene	ND	1.0	µg/L	1		SW-846 8260D	5/19/25	5/20/25 20:27	MFF
cis-1,2-Dichloroethylene	2.3	1.0	µg/L	1		SW-846 8260D	5/19/25	5/20/25 20:27	MFF
trans-1,2-Dichloroethylene	ND	1.0	µg/L	1		SW-846 8260D	5/19/25	5/20/25 20:27	MFF
1,2-Dichloropropane	ND	1.0	µg/L	1		SW-846 8260D	5/19/25	5/20/25 20:27	MFF
1,3-Dichloropropane	ND	0.50	µg/L	1		SW-846 8260D	5/19/25	5/20/25 20:27	MFF
2,2-Dichloropropane	ND	1.0	µg/L	1		SW-846 8260D	5/19/25	5/20/25 20:27	MFF
1,1-Dichloropropene	ND	0.50	µg/L	1		SW-846 8260D	5/19/25	5/20/25 20:27	MFF
cis-1,3-Dichloropropene	ND	0.40	µg/L	1		SW-846 8260D	5/19/25	5/20/25 20:27	MFF
trans-1,3-Dichloropropene	ND	0.40	µg/L	1		SW-846 8260D	5/19/25	5/20/25 20:27	MFF
Diethyl Ether	ND	2.0	µg/L	1		SW-846 8260D	5/19/25	5/20/25 20:27	MFF
Diisopropyl Ether (DIPE)	ND	0.50	µg/L	1		SW-846 8260D	5/19/25	5/20/25 20:27	MFF
1,4-Dioxane	ND	50	µg/L	1		SW-846 8260D	5/19/25	5/20/25 20:27	MFF
Ethylbenzene	ND	1.0	µg/L	1		SW-846 8260D	5/19/25	5/20/25 20:27	MFF

Pace Analytical Services, LLC - East Longmeadow, Ma

39 Spruce Street * East Longmeadow, MA 01028 * FAX 413/525-6405 * TEL. 413/525-2332

Project Location: Medfield, MA | Sample Description: | Work Order: 25E1382

Date Received: 5/16/2025

Field Sample #: SPD-MW-402 | Sampled: 5/14/2025 13:10

Sample ID: 25E1382-11

Sample Matrix: Ground Water

Volatile Organic Compounds by GC/MS

Analyte	Results	RL	Units	Dilution	Flag/Qual	Method	Date Prepared	Date/Time Analyzed	Analyst
Hexachlorobutadiene	ND	0.60	µg/L	1		SW-846 8260D	5/19/25	5/20/25 20:27	MFF
2-Hexanone (MBK)	ND	10	µg/L	1		SW-846 8260D	5/19/25	5/20/25 20:27	MFF
Isopropylbenzene (Cumene)	ND	1.0	µg/L	1		SW-846 8260D	5/19/25	5/20/25 20:27	MFF
p-Isopropyltoluene (p-Cymene)	ND	1.0	µg/L	1		SW-846 8260D	5/19/25	5/20/25 20:27	MFF
Methyl tert-Butyl Ether (MTBE)	ND	1.0	µg/L	1		SW-846 8260D	5/19/25	5/20/25 20:27	MFF
Methylene Chloride	ND	5.0	µg/L	1	RL-07	SW-846 8260D	5/19/25	5/20/25 20:27	MFF
4-Methyl-2-pentanone (MIBK)	ND	10	µg/L	1		SW-846 8260D	5/19/25	5/20/25 20:27	MFF
Naphthalene	ND	2.0	µg/L	1		SW-846 8260D	5/19/25	5/20/25 20:27	MFF
n-Propylbenzene	ND	1.0	µg/L	1		SW-846 8260D	5/19/25	5/20/25 20:27	MFF
Styrene	ND	1.0	µg/L	1		SW-846 8260D	5/19/25	5/20/25 20:27	MFF
1,1,1,2-Tetrachloroethane	ND	1.0	µg/L	1		SW-846 8260D	5/19/25	5/20/25 20:27	MFF
1,1,2,2-Tetrachloroethane	ND	0.50	µg/L	1		SW-846 8260D	5/19/25	5/20/25 20:27	MFF
Tetrachloroethylene	2.1	1.0	µg/L	1		SW-846 8260D	5/19/25	5/20/25 20:27	MFF
Tetrahydrofuran	ND	2.0	µg/L	1		SW-846 8260D	5/19/25	5/20/25 20:27	MFF
Toluene	ND	1.0	µg/L	1		SW-846 8260D	5/19/25	5/20/25 20:27	MFF
1,2,3-Trichlorobenzene	ND	2.0	µg/L	1		SW-846 8260D	5/19/25	5/20/25 20:27	MFF
1,2,4-Trichlorobenzene	ND	1.0	µg/L	1		SW-846 8260D	5/19/25	5/20/25 20:27	MFF
1,1,1-Trichloroethane	ND	1.0	µg/L	1		SW-846 8260D	5/19/25	5/20/25 20:27	MFF
1,1,2-Trichloroethane	ND	1.0	µg/L	1		SW-846 8260D	5/19/25	5/20/25 20:27	MFF
Trichloroethylene	1.5	1.0	µg/L	1		SW-846 8260D	5/19/25	5/20/25 20:27	MFF
Trichlorofluoromethane (Freon 11)	ND	2.0	µg/L	1		SW-846 8260D	5/19/25	5/20/25 20:27	MFF
1,2,3-Trichloropropane	ND	2.0	µg/L	1		SW-846 8260D	5/19/25	5/20/25 20:27	MFF
1,2,4-Trimethylbenzene	ND	1.0	µg/L	1		SW-846 8260D	5/19/25	5/20/25 20:27	MFF
1,3,5-Trimethylbenzene	ND	1.0	µg/L	1		SW-846 8260D	5/19/25	5/20/25 20:27	MFF
Vinyl Chloride	ND	2.0	µg/L	1		SW-846 8260D	5/19/25	5/20/25 20:27	MFF
m+p Xylene	ND	2.0	µg/L	1		SW-846 8260D	5/19/25	5/20/25 20:27	MFF
o-Xylene	ND	1.0	µg/L	1		SW-846 8260D	5/19/25	5/20/25 20:27	MFF

Surrogates	% Recovery	Recovery Limits	Flag/Qual	
1,2-Dichloroethane-d4	114	70-130		5/20/25 20:27
Toluene-d8	99.0	70-130		5/20/25 20:27
4-Bromofluorobenzene	90.4	70-130		5/20/25 20:27

Pace Analytical Services, LLC - East Longmeadow, Ma

39 Spruce Street * East Longmeadow, MA 01028 * FAX 413/525-6405 * TEL. 413/525-2332

Project Location: Medfield, MA | Sample Description: | Work Order: 25E1382

Date Received: 5/16/2025

Field Sample #: SPD-MW-402 | Sampled: 5/14/2025 13:10

Sample ID: 25E1382-11

Sample Matrix: Ground Water

Semivolatile Organic Compounds by - LC/MS-MS

Analyte	Results	RL	Units	Dilution	Flag/Qual	Method	Date Prepared	Date/Time Analyzed	Analyst
Perfluorobutanoic acid (PFBA)	15	1.8	ng/L	1		SOP-454 PFAS	5/20/25	5/21/25 11:41	AB
Perfluorobutanesulfonic acid (PFBS)	6.9	1.8	ng/L	1		SOP-454 PFAS	5/20/25	5/21/25 11:41	AB
Perfluoropentanoic acid (PFPeA)	21	1.8	ng/L	1		SOP-454 PFAS	5/20/25	5/21/25 11:41	AB
Perfluorohexanoic acid (PFHxA)	18	1.8	ng/L	1		SOP-454 PFAS	5/20/25	5/21/25 11:41	AB
11Cl-PF3OUdS (F53B Major)	ND	1.8	ng/L	1		SOP-454 PFAS	5/20/25	5/21/25 11:41	AB
9Cl-PF3ONS (F53B Minor)	ND	1.8	ng/L	1		SOP-454 PFAS	5/20/25	5/21/25 11:41	AB
4,8-Dioxa-3H-perfluorononanoic acid (ADONA)	ND	1.8	ng/L	1		SOP-454 PFAS	5/20/25	5/21/25 11:41	AB
Hexafluoropropylene oxide dimer acid (HFPO-DA)	ND	1.8	ng/L	1		SOP-454 PFAS	5/20/25	5/21/25 11:41	AB
8:2 Fluorotelomersulfonic acid (8:2FTS A)	ND	1.8	ng/L	1		SOP-454 PFAS	5/20/25	5/21/25 11:41	AB
Perfluorodecanoic acid (PFDA)	ND	1.8	ng/L	1		SOP-454 PFAS	5/20/25	5/21/25 11:41	AB
Perfluorododecanoic acid (PFDoA)	ND	1.8	ng/L	1		SOP-454 PFAS	5/20/25	5/21/25 11:41	AB
Perfluoro(2-ethoxyethane)sulfonic acid (PFEESA)	ND	1.8	ng/L	1		SOP-454 PFAS	5/20/25	5/21/25 11:41	AB
Perfluoroheptanesulfonic acid (PFHpS)	ND	1.8	ng/L	1		SOP-454 PFAS	5/20/25	5/21/25 11:41	AB
N-EtFOSAA (NEtFOSAA)	ND	1.8	ng/L	1		SOP-454 PFAS	5/20/25	5/21/25 11:41	AB
N-MeFOSAA (NMeFOSAA)	ND	1.8	ng/L	1		SOP-454 PFAS	5/20/25	5/21/25 11:41	AB
Perfluorotetradecanoic acid (PFTA)	ND	1.8	ng/L	1		SOP-454 PFAS	5/20/25	5/21/25 11:41	AB
Perfluorotridecanoic acid (PFTrDA)	ND	1.8	ng/L	1		SOP-454 PFAS	5/20/25	5/21/25 11:41	AB
4:2 Fluorotelomersulfonic acid (4:2FTS A)	ND	1.8	ng/L	1		SOP-454 PFAS	5/20/25	5/21/25 11:41	AB
Perfluorodecanesulfonic acid (PFDS)	ND	1.8	ng/L	1		SOP-454 PFAS	5/20/25	5/21/25 11:41	AB
Perfluorooctanesulfonamide (FOSA)	ND	1.8	ng/L	1		SOP-454 PFAS	5/20/25	5/21/25 11:41	AB
Perfluorononanesulfonic acid (PFNS)	ND	1.8	ng/L	1		SOP-454 PFAS	5/20/25	5/21/25 11:41	AB
Perfluoro-1-hexanesulfonamide (FHxSA)	ND	1.8	ng/L	1		SOP-454 PFAS	5/20/25	5/21/25 11:41	AB
Perfluoro-1-butanesulfonamide (FBSA)	ND	1.8	ng/L	1		SOP-454 PFAS	5/20/25	5/21/25 11:41	AB
Perfluorohexanesulfonic acid (PFHxS)	ND	1.8	ng/L	1		SOP-454 PFAS	5/20/25	5/21/25 11:41	AB
Perfluoro-4-oxapentanoic acid (PFMPA)	ND	1.8	ng/L	1		SOP-454 PFAS	5/20/25	5/21/25 11:41	AB
Perfluoro-5-oxahexanoic acid (PFMBA)	ND	1.8	ng/L	1		SOP-454 PFAS	5/20/25	5/21/25 11:41	AB
6:2 Fluorotelomersulfonic acid (6:2FTS A)	ND	1.8	ng/L	1		SOP-454 PFAS	5/20/25	5/21/25 11:41	AB
Perfluoropentanesulfonic acid (PFPeS)	ND	1.8	ng/L	1		SOP-454 PFAS	5/20/25	5/21/25 11:41	AB
Perfluoroundecanoic acid (PFUnA)	ND	1.8	ng/L	1		SOP-454 PFAS	5/20/25	5/21/25 11:41	AB
Nonafluoro-3,6-dioxaheptanoic acid (NFDHA)	ND	1.8	ng/L	1		SOP-454 PFAS	5/20/25	5/21/25 11:41	AB
Perfluoroheptanoic acid (PFHpA)	5.8	1.8	ng/L	1		SOP-454 PFAS	5/20/25	5/21/25 11:41	AB
Perfluorooctanoic acid (PFOA)	12	1.8	ng/L	1		SOP-454 PFAS	5/20/25	5/21/25 11:41	AB
Perfluorooctanesulfonic acid (PFOS)	12	1.8	ng/L	1		SOP-454 PFAS	5/20/25	5/21/25 11:41	AB
Perfluorononanoic acid (PFNA)	ND	1.8	ng/L	1		SOP-454 PFAS	5/20/25	5/21/25 11:41	AB

Pace Analytical Services, LLC - East Longmeadow, Ma

39 Spruce Street * East Longmeadow, MA 01028 * FAX 413/525-6405 * TEL. 413/525-2332

Project Location: Medfield, MA | Sample Description: | Work Order: 25E1382

Date Received: 5/16/2025

Field Sample #: CD-MW-603 | Sampled: 5/14/2025 13:45

Sample ID: 25E1382-12

Sample Matrix: Ground Water

Volatile Organic Compounds by GC/MS

Analyte	Results	RL	Units	Dilution	Flag/Qual	Method	Date Prepared	Date/Time Analyzed	Analyst
Acetone	ND	10	µg/L	1		SW-846 8260D	5/19/25	5/20/25 16:53	MFF
tert-Amyl Methyl Ether (TAME)	ND	0.50	µg/L	1		SW-846 8260D	5/19/25	5/20/25 16:53	MFF
Benzene	ND	1.0	µg/L	1		SW-846 8260D	5/19/25	5/20/25 16:53	MFF
Bromobenzene	ND	1.0	µg/L	1		SW-846 8260D	5/19/25	5/20/25 16:53	MFF
Bromochloromethane	ND	1.0	µg/L	1		SW-846 8260D	5/19/25	5/20/25 16:53	MFF
Bromodichloromethane	ND	1.0	µg/L	1		SW-846 8260D	5/19/25	5/20/25 16:53	MFF
Bromoform	ND	1.0	µg/L	1		SW-846 8260D	5/19/25	5/20/25 16:53	MFF
Bromomethane	ND	2.0	µg/L	1	V-05	SW-846 8260D	5/19/25	5/20/25 16:53	MFF
2-Butanone (MEK)	ND	10	µg/L	1		SW-846 8260D	5/19/25	5/20/25 16:53	MFF
n-Butylbenzene	ND	1.0	µg/L	1		SW-846 8260D	5/19/25	5/20/25 16:53	MFF
sec-Butylbenzene	ND	1.0	µg/L	1		SW-846 8260D	5/19/25	5/20/25 16:53	MFF
tert-Butylbenzene	ND	1.0	µg/L	1		SW-846 8260D	5/19/25	5/20/25 16:53	MFF
tert-Butyl Ethyl Ether (TBEE)	ND	0.50	µg/L	1		SW-846 8260D	5/19/25	5/20/25 16:53	MFF
Carbon Disulfide	ND	5.0	µg/L	1	RL-07	SW-846 8260D	5/19/25	5/20/25 16:53	MFF
Carbon Tetrachloride	ND	1.0	µg/L	1		SW-846 8260D	5/19/25	5/20/25 16:53	MFF
Chlorobenzene	ND	1.0	µg/L	1		SW-846 8260D	5/19/25	5/20/25 16:53	MFF
Chlorodibromomethane	ND	0.50	µg/L	1		SW-846 8260D	5/19/25	5/20/25 16:53	MFF
Chloroethane	ND	2.0	µg/L	1	V-05	SW-846 8260D	5/19/25	5/20/25 16:53	MFF
Chloroform	ND	2.0	µg/L	1		SW-846 8260D	5/19/25	5/20/25 16:53	MFF
Chloromethane	ND	2.0	µg/L	1		SW-846 8260D	5/19/25	5/20/25 16:53	MFF
2-Chlorotoluene	ND	1.0	µg/L	1		SW-846 8260D	5/19/25	5/20/25 16:53	MFF
4-Chlorotoluene	ND	1.0	µg/L	1		SW-846 8260D	5/19/25	5/20/25 16:53	MFF
1,2-Dibromo-3-chloropropane (DBCP)	ND	2.0	µg/L	1		SW-846 8260D	5/19/25	5/20/25 16:53	MFF
1,2-Dibromoethane (EDB)	ND	0.50	µg/L	1		SW-846 8260D	5/19/25	5/20/25 16:53	MFF
Dibromomethane	ND	1.0	µg/L	1		SW-846 8260D	5/19/25	5/20/25 16:53	MFF
1,2-Dichlorobenzene	ND	1.0	µg/L	1		SW-846 8260D	5/19/25	5/20/25 16:53	MFF
1,3-Dichlorobenzene	ND	1.0	µg/L	1		SW-846 8260D	5/19/25	5/20/25 16:53	MFF
1,4-Dichlorobenzene	ND	1.0	µg/L	1		SW-846 8260D	5/19/25	5/20/25 16:53	MFF
Dichlorodifluoromethane (Freon 12)	ND	2.0	µg/L	1		SW-846 8260D	5/19/25	5/20/25 16:53	MFF
1,1-Dichloroethane	ND	1.0	µg/L	1		SW-846 8260D	5/19/25	5/20/25 16:53	MFF
1,2-Dichloroethane	ND	1.0	µg/L	1		SW-846 8260D	5/19/25	5/20/25 16:53	MFF
1,1-Dichloroethylene	ND	1.0	µg/L	1		SW-846 8260D	5/19/25	5/20/25 16:53	MFF
cis-1,2-Dichloroethylene	ND	1.0	µg/L	1		SW-846 8260D	5/19/25	5/20/25 16:53	MFF
trans-1,2-Dichloroethylene	ND	1.0	µg/L	1		SW-846 8260D	5/19/25	5/20/25 16:53	MFF
1,2-Dichloropropane	ND	1.0	µg/L	1		SW-846 8260D	5/19/25	5/20/25 16:53	MFF
1,3-Dichloropropane	ND	0.50	µg/L	1		SW-846 8260D	5/19/25	5/20/25 16:53	MFF
2,2-Dichloropropane	ND	1.0	µg/L	1		SW-846 8260D	5/19/25	5/20/25 16:53	MFF
1,1-Dichloropropene	ND	0.50	µg/L	1		SW-846 8260D	5/19/25	5/20/25 16:53	MFF
cis-1,3-Dichloropropene	ND	0.40	µg/L	1		SW-846 8260D	5/19/25	5/20/25 16:53	MFF
trans-1,3-Dichloropropene	ND	0.40	µg/L	1		SW-846 8260D	5/19/25	5/20/25 16:53	MFF
Diethyl Ether	ND	2.0	µg/L	1		SW-846 8260D	5/19/25	5/20/25 16:53	MFF
Diisopropyl Ether (DIPE)	ND	0.50	µg/L	1		SW-846 8260D	5/19/25	5/20/25 16:53	MFF
1,4-Dioxane	ND	50	µg/L	1		SW-846 8260D	5/19/25	5/20/25 16:53	MFF
Ethylbenzene	ND	1.0	µg/L	1		SW-846 8260D	5/19/25	5/20/25 16:53	MFF

Pace Analytical Services, LLC - East Longmeadow, Ma

39 Spruce Street * East Longmeadow, MA 01028 * FAX 413/525-6405 * TEL. 413/525-2332

Project Location: Medfield, MA | Sample Description: | Work Order: 25E1382

Date Received: 5/16/2025

Field Sample #: CD-MW-603 | Sampled: 5/14/2025 13:45

Sample ID: 25E1382-12

Sample Matrix: Ground Water

Volatile Organic Compounds by GC/MS

Analyte	Results	RL	Units	Dilution	Flag/Qual	Method	Date Prepared	Date/Time Analyzed	Analyst
Hexachlorobutadiene	ND	0.60	µg/L	1		SW-846 8260D	5/19/25	5/20/25 16:53	MFF
2-Hexanone (MBK)	ND	10	µg/L	1		SW-846 8260D	5/19/25	5/20/25 16:53	MFF
Isopropylbenzene (Cumene)	ND	1.0	µg/L	1		SW-846 8260D	5/19/25	5/20/25 16:53	MFF
p-Isopropyltoluene (p-Cymene)	ND	1.0	µg/L	1		SW-846 8260D	5/19/25	5/20/25 16:53	MFF
Methyl tert-Butyl Ether (MTBE)	ND	1.0	µg/L	1		SW-846 8260D	5/19/25	5/20/25 16:53	MFF
Methylene Chloride	ND	5.0	µg/L	1	RL-07	SW-846 8260D	5/19/25	5/20/25 16:53	MFF
4-Methyl-2-pentanone (MIBK)	ND	10	µg/L	1		SW-846 8260D	5/19/25	5/20/25 16:53	MFF
Naphthalene	ND	2.0	µg/L	1		SW-846 8260D	5/19/25	5/20/25 16:53	MFF
n-Propylbenzene	ND	1.0	µg/L	1		SW-846 8260D	5/19/25	5/20/25 16:53	MFF
Styrene	ND	1.0	µg/L	1		SW-846 8260D	5/19/25	5/20/25 16:53	MFF
1,1,1,2-Tetrachloroethane	ND	1.0	µg/L	1		SW-846 8260D	5/19/25	5/20/25 16:53	MFF
1,1,2,2-Tetrachloroethane	ND	0.50	µg/L	1		SW-846 8260D	5/19/25	5/20/25 16:53	MFF
Tetrachloroethylene	ND	1.0	µg/L	1		SW-846 8260D	5/19/25	5/20/25 16:53	MFF
Tetrahydrofuran	ND	2.0	µg/L	1		SW-846 8260D	5/19/25	5/20/25 16:53	MFF
Toluene	ND	1.0	µg/L	1		SW-846 8260D	5/19/25	5/20/25 16:53	MFF
1,2,3-Trichlorobenzene	ND	2.0	µg/L	1		SW-846 8260D	5/19/25	5/20/25 16:53	MFF
1,2,4-Trichlorobenzene	ND	1.0	µg/L	1		SW-846 8260D	5/19/25	5/20/25 16:53	MFF
1,1,1-Trichloroethane	ND	1.0	µg/L	1		SW-846 8260D	5/19/25	5/20/25 16:53	MFF
1,1,2-Trichloroethane	ND	1.0	µg/L	1		SW-846 8260D	5/19/25	5/20/25 16:53	MFF
Trichloroethylene	ND	1.0	µg/L	1		SW-846 8260D	5/19/25	5/20/25 16:53	MFF
Trichlorofluoromethane (Freon 11)	ND	2.0	µg/L	1		SW-846 8260D	5/19/25	5/20/25 16:53	MFF
1,2,3-Trichloropropane	ND	2.0	µg/L	1		SW-846 8260D	5/19/25	5/20/25 16:53	MFF
1,2,4-Trimethylbenzene	ND	1.0	µg/L	1		SW-846 8260D	5/19/25	5/20/25 16:53	MFF
1,3,5-Trimethylbenzene	ND	1.0	µg/L	1		SW-846 8260D	5/19/25	5/20/25 16:53	MFF
Vinyl Chloride	ND	2.0	µg/L	1		SW-846 8260D	5/19/25	5/20/25 16:53	MFF
m+p Xylene	ND	2.0	µg/L	1		SW-846 8260D	5/19/25	5/20/25 16:53	MFF
o-Xylene	ND	1.0	µg/L	1		SW-846 8260D	5/19/25	5/20/25 16:53	MFF

Surrogates	% Recovery	Recovery Limits	Flag/Qual		
1,2-Dichloroethane-d4	117	70-130		5/20/25 16:53	
Toluene-d8	97.1	70-130		5/20/25 16:53	
4-Bromofluorobenzene	90.8	70-130		5/20/25 16:53	

Pace Analytical Services, LLC - East Longmeadow, Ma

39 Spruce Street * East Longmeadow, MA 01028 * FAX 413/525-6405 * TEL. 413/525-2332

Project Location: Medfield, MA | Sample Description: | Work Order: 25E1382

Date Received: 5/16/2025

Field Sample #: CD-MW-603 | Sampled: 5/14/2025 13:45

Sample ID: 25E1382-12

Sample Matrix: Ground Water

Semivolatile Organic Compounds by - LC/MS-MS

Analyte	Results	RL	Units	Dilution	Flag/Qual	Method	Date Prepared	Date/Time Analyzed	Analyst
Perfluorobutanoic acid (PFBA)	30	1.9	ng/L	1		SOP-454 PFAS	5/27/25	5/28/25 9:23	AB
Perfluorobutanesulfonic acid (PFBS)	10	1.9	ng/L	1		SOP-454 PFAS	5/27/25	5/28/25 9:23	AB
Perfluoropentanoic acid (PFPeA)	29	1.9	ng/L	1		SOP-454 PFAS	5/27/25	5/28/25 9:23	AB
Perfluorohexanoic acid (PFHxA)	26	1.9	ng/L	1		SOP-454 PFAS	5/27/25	5/28/25 9:23	AB
11Cl-PF3OUdS (F53B Major)	ND	1.9	ng/L	1		SOP-454 PFAS	5/27/25	5/28/25 9:23	AB
9Cl-PF3ONS (F53B Minor)	ND	1.9	ng/L	1		SOP-454 PFAS	5/27/25	5/28/25 9:23	AB
4,8-Dioxa-3H-perfluorononanoic acid (ADONA)	ND	1.9	ng/L	1		SOP-454 PFAS	5/27/25	5/28/25 9:23	AB
Hexafluoropropylene oxide dimer acid (HFPO-DA)	ND	1.9	ng/L	1		SOP-454 PFAS	5/27/25	5/28/25 9:23	AB
8:2 Fluorotelomersulfonic acid (8:2FTS A)	ND	1.9	ng/L	1		SOP-454 PFAS	5/27/25	5/28/25 9:23	AB
Perfluorodecanoic acid (PFDA)	ND	1.9	ng/L	1		SOP-454 PFAS	5/27/25	5/28/25 9:23	AB
Perfluorododecanoic acid (PFDoA)	ND	1.9	ng/L	1		SOP-454 PFAS	5/27/25	5/28/25 9:23	AB
Perfluoro(2-ethoxyethane)sulfonic acid (PFEESA)	ND	1.9	ng/L	1		SOP-454 PFAS	5/27/25	5/28/25 9:23	AB
Perfluoroheptanesulfonic acid (PFHpS)	ND	1.9	ng/L	1		SOP-454 PFAS	5/27/25	5/28/25 9:23	AB
N-EtFOSAA (NEtFOSAA)	ND	1.9	ng/L	1		SOP-454 PFAS	5/27/25	5/28/25 9:23	AB
N-MeFOSAA (NMeFOSAA)	ND	1.9	ng/L	1		SOP-454 PFAS	5/27/25	5/28/25 9:23	AB
Perfluorotetradecanoic acid (PFTA)	ND	1.9	ng/L	1		SOP-454 PFAS	5/27/25	5/28/25 9:23	AB
Perfluorotridecanoic acid (PFTrDA)	ND	1.9	ng/L	1		SOP-454 PFAS	5/27/25	5/28/25 9:23	AB
4:2 Fluorotelomersulfonic acid (4:2FTS A)	ND	1.9	ng/L	1		SOP-454 PFAS	5/27/25	5/28/25 9:23	AB
Perfluorodecanesulfonic acid (PFDS)	ND	1.9	ng/L	1		SOP-454 PFAS	5/27/25	5/28/25 9:23	AB
Perfluorooctanesulfonamide (FOSA)	ND	1.9	ng/L	1		SOP-454 PFAS	5/27/25	5/28/25 9:23	AB
Perfluorononanesulfonic acid (PFNS)	ND	1.9	ng/L	1		SOP-454 PFAS	5/27/25	5/28/25 9:23	AB
Perfluoro-1-hexanesulfonamide (FHxSA)	ND	1.9	ng/L	1		SOP-454 PFAS	5/27/25	5/28/25 9:23	AB
Perfluoro-1-butanesulfonamide (FBSA)	ND	1.9	ng/L	1		SOP-454 PFAS	5/27/25	5/28/25 9:23	AB
Perfluorohexanesulfonic acid (PFHxS)	ND	1.9	ng/L	1		SOP-454 PFAS	5/27/25	5/28/25 9:23	AB
Perfluoro-4-oxapentanoic acid (PFMPA)	ND	1.9	ng/L	1		SOP-454 PFAS	5/27/25	5/28/25 9:23	AB
Perfluoro-5-oxahexanoic acid (PFMBA)	ND	1.9	ng/L	1		SOP-454 PFAS	5/27/25	5/28/25 9:23	AB
6:2 Fluorotelomersulfonic acid (6:2FTS A)	ND	1.9	ng/L	1		SOP-454 PFAS	5/27/25	5/28/25 9:23	AB
Perfluoropentanesulfonic acid (PFPeS)	ND	1.9	ng/L	1		SOP-454 PFAS	5/27/25	5/28/25 9:23	AB
Perfluoroundecanoic acid (PFUnA)	ND	1.9	ng/L	1		SOP-454 PFAS	5/27/25	5/28/25 9:23	AB
Nonafluoro-3,6-dioxaheptanoic acid (NFDHA)	ND	1.9	ng/L	1		SOP-454 PFAS	5/27/25	5/28/25 9:23	AB
Perfluoroheptanoic acid (PFHpA)	7.1	1.9	ng/L	1		SOP-454 PFAS	5/27/25	5/28/25 9:23	AB
Perfluorooctanoic acid (PFOA)	9.7	1.9	ng/L	1		SOP-454 PFAS	5/27/25	5/28/25 9:23	AB
Perfluorooctanesulfonic acid (PFOS)	13	1.9	ng/L	1		SOP-454 PFAS	5/27/25	5/28/25 9:23	AB
Perfluorononanoic acid (PFNA)	ND	1.9	ng/L	1		SOP-454 PFAS	5/27/25	5/28/25 9:23	AB

Pace Analytical Services, LLC - East Longmeadow, Ma

39 Spruce Street * East Longmeadow, MA 01028 * FAX 413/525-6405 * TEL. 413/525-2332

Project Location: Medfield, MA | Sample Description: | Work Order: 25E1382

Date Received: 5/16/2025

Field Sample #: CD-MW-601 | Sampled: 5/14/2025 14:10

Sample ID: 25E1382-13

Sample Matrix: Ground Water

Volatile Organic Compounds by GC/MS

Analyte	Results	RL	Units	Dilution	Flag/Qual	Method	Date Prepared	Date/Time Analyzed	Analyst
Acetone	ND	10	µg/L	1		SW-846 8260D	5/19/25	5/20/25 17:20	MFF
tert-Amyl Methyl Ether (TAME)	ND	0.50	µg/L	1		SW-846 8260D	5/19/25	5/20/25 17:20	MFF
Benzene	ND	1.0	µg/L	1		SW-846 8260D	5/19/25	5/20/25 17:20	MFF
Bromobenzene	ND	1.0	µg/L	1		SW-846 8260D	5/19/25	5/20/25 17:20	MFF
Bromochloromethane	ND	1.0	µg/L	1		SW-846 8260D	5/19/25	5/20/25 17:20	MFF
Bromodichloromethane	ND	1.0	µg/L	1		SW-846 8260D	5/19/25	5/20/25 17:20	MFF
Bromoform	ND	1.0	µg/L	1		SW-846 8260D	5/19/25	5/20/25 17:20	MFF
Bromomethane	ND	2.0	µg/L	1	V-05	SW-846 8260D	5/19/25	5/20/25 17:20	MFF
2-Butanone (MEK)	ND	10	µg/L	1		SW-846 8260D	5/19/25	5/20/25 17:20	MFF
n-Butylbenzene	ND	1.0	µg/L	1		SW-846 8260D	5/19/25	5/20/25 17:20	MFF
sec-Butylbenzene	ND	1.0	µg/L	1		SW-846 8260D	5/19/25	5/20/25 17:20	MFF
tert-Butylbenzene	ND	1.0	µg/L	1		SW-846 8260D	5/19/25	5/20/25 17:20	MFF
tert-Butyl Ethyl Ether (TBEE)	ND	0.50	µg/L	1		SW-846 8260D	5/19/25	5/20/25 17:20	MFF
Carbon Disulfide	ND	5.0	µg/L	1	RL-07	SW-846 8260D	5/19/25	5/20/25 17:20	MFF
Carbon Tetrachloride	ND	1.0	µg/L	1		SW-846 8260D	5/19/25	5/20/25 17:20	MFF
Chlorobenzene	ND	1.0	µg/L	1		SW-846 8260D	5/19/25	5/20/25 17:20	MFF
Chlorodibromomethane	ND	0.50	µg/L	1		SW-846 8260D	5/19/25	5/20/25 17:20	MFF
Chloroethane	ND	2.0	µg/L	1	V-05	SW-846 8260D	5/19/25	5/20/25 17:20	MFF
Chloroform	ND	2.0	µg/L	1		SW-846 8260D	5/19/25	5/20/25 17:20	MFF
Chloromethane	ND	2.0	µg/L	1		SW-846 8260D	5/19/25	5/20/25 17:20	MFF
2-Chlorotoluene	ND	1.0	µg/L	1		SW-846 8260D	5/19/25	5/20/25 17:20	MFF
4-Chlorotoluene	ND	1.0	µg/L	1		SW-846 8260D	5/19/25	5/20/25 17:20	MFF
1,2-Dibromo-3-chloropropane (DBCP)	ND	2.0	µg/L	1		SW-846 8260D	5/19/25	5/20/25 17:20	MFF
1,2-Dibromoethane (EDB)	ND	0.50	µg/L	1		SW-846 8260D	5/19/25	5/20/25 17:20	MFF
Dibromomethane	ND	1.0	µg/L	1		SW-846 8260D	5/19/25	5/20/25 17:20	MFF
1,2-Dichlorobenzene	ND	1.0	µg/L	1		SW-846 8260D	5/19/25	5/20/25 17:20	MFF
1,3-Dichlorobenzene	ND	1.0	µg/L	1		SW-846 8260D	5/19/25	5/20/25 17:20	MFF
1,4-Dichlorobenzene	ND	1.0	µg/L	1		SW-846 8260D	5/19/25	5/20/25 17:20	MFF
Dichlorodifluoromethane (Freon 12)	ND	2.0	µg/L	1		SW-846 8260D	5/19/25	5/20/25 17:20	MFF
1,1-Dichloroethane	ND	1.0	µg/L	1		SW-846 8260D	5/19/25	5/20/25 17:20	MFF
1,2-Dichloroethane	ND	1.0	µg/L	1		SW-846 8260D	5/19/25	5/20/25 17:20	MFF
1,1-Dichloroethylene	ND	1.0	µg/L	1		SW-846 8260D	5/19/25	5/20/25 17:20	MFF
cis-1,2-Dichloroethylene	ND	1.0	µg/L	1		SW-846 8260D	5/19/25	5/20/25 17:20	MFF
trans-1,2-Dichloroethylene	ND	1.0	µg/L	1		SW-846 8260D	5/19/25	5/20/25 17:20	MFF
1,2-Dichloropropane	ND	1.0	µg/L	1		SW-846 8260D	5/19/25	5/20/25 17:20	MFF
1,3-Dichloropropane	ND	0.50	µg/L	1		SW-846 8260D	5/19/25	5/20/25 17:20	MFF
2,2-Dichloropropane	ND	1.0	µg/L	1		SW-846 8260D	5/19/25	5/20/25 17:20	MFF
1,1-Dichloropropene	ND	0.50	µg/L	1		SW-846 8260D	5/19/25	5/20/25 17:20	MFF
cis-1,3-Dichloropropene	ND	0.40	µg/L	1		SW-846 8260D	5/19/25	5/20/25 17:20	MFF
trans-1,3-Dichloropropene	ND	0.40	µg/L	1		SW-846 8260D	5/19/25	5/20/25 17:20	MFF
Diethyl Ether	ND	2.0	µg/L	1		SW-846 8260D	5/19/25	5/20/25 17:20	MFF
Diisopropyl Ether (DIPE)	ND	0.50	µg/L	1		SW-846 8260D	5/19/25	5/20/25 17:20	MFF
1,4-Dioxane	ND	50	µg/L	1		SW-846 8260D	5/19/25	5/20/25 17:20	MFF
Ethylbenzene	ND	1.0	µg/L	1		SW-846 8260D	5/19/25	5/20/25 17:20	MFF

Pace Analytical Services, LLC - East Longmeadow, Ma

39 Spruce Street * East Longmeadow, MA 01028 * FAX 413/525-6405 * TEL. 413/525-2332

Project Location: Medfield, MA | Sample Description: | Work Order: 25E1382

Date Received: 5/16/2025

Field Sample #: CD-MW-601 | Sampled: 5/14/2025 14:10

Sample ID: 25E1382-13

Sample Matrix: Ground Water

Volatile Organic Compounds by GC/MS

Analyte	Results	RL	Units	Dilution	Flag/Qual	Method	Date Prepared	Date/Time Analyzed	Analyst
Hexachlorobutadiene	ND	0.60	µg/L	1		SW-846 8260D	5/19/25	5/20/25 17:20	MFF
2-Hexanone (MBK)	ND	10	µg/L	1		SW-846 8260D	5/19/25	5/20/25 17:20	MFF
Isopropylbenzene (Cumene)	ND	1.0	µg/L	1		SW-846 8260D	5/19/25	5/20/25 17:20	MFF
p-Isopropyltoluene (p-Cymene)	ND	1.0	µg/L	1		SW-846 8260D	5/19/25	5/20/25 17:20	MFF
Methyl tert-Butyl Ether (MTBE)	ND	1.0	µg/L	1		SW-846 8260D	5/19/25	5/20/25 17:20	MFF
Methylene Chloride	ND	5.0	µg/L	1	RL-07	SW-846 8260D	5/19/25	5/20/25 17:20	MFF
4-Methyl-2-pentanone (MIBK)	ND	10	µg/L	1		SW-846 8260D	5/19/25	5/20/25 17:20	MFF
Naphthalene	ND	2.0	µg/L	1		SW-846 8260D	5/19/25	5/20/25 17:20	MFF
n-Propylbenzene	ND	1.0	µg/L	1		SW-846 8260D	5/19/25	5/20/25 17:20	MFF
Styrene	ND	1.0	µg/L	1		SW-846 8260D	5/19/25	5/20/25 17:20	MFF
1,1,1,2-Tetrachloroethane	ND	1.0	µg/L	1		SW-846 8260D	5/19/25	5/20/25 17:20	MFF
1,1,2,2-Tetrachloroethane	ND	0.50	µg/L	1		SW-846 8260D	5/19/25	5/20/25 17:20	MFF
Tetrachloroethylene	ND	1.0	µg/L	1		SW-846 8260D	5/19/25	5/20/25 17:20	MFF
Tetrahydrofuran	ND	2.0	µg/L	1		SW-846 8260D	5/19/25	5/20/25 17:20	MFF
Toluene	ND	1.0	µg/L	1		SW-846 8260D	5/19/25	5/20/25 17:20	MFF
1,2,3-Trichlorobenzene	ND	2.0	µg/L	1		SW-846 8260D	5/19/25	5/20/25 17:20	MFF
1,2,4-Trichlorobenzene	ND	1.0	µg/L	1		SW-846 8260D	5/19/25	5/20/25 17:20	MFF
1,1,1-Trichloroethane	ND	1.0	µg/L	1		SW-846 8260D	5/19/25	5/20/25 17:20	MFF
1,1,2-Trichloroethane	ND	1.0	µg/L	1		SW-846 8260D	5/19/25	5/20/25 17:20	MFF
Trichloroethylene	ND	1.0	µg/L	1		SW-846 8260D	5/19/25	5/20/25 17:20	MFF
Trichlorofluoromethane (Freon 11)	ND	2.0	µg/L	1		SW-846 8260D	5/19/25	5/20/25 17:20	MFF
1,2,3-Trichloropropane	ND	2.0	µg/L	1		SW-846 8260D	5/19/25	5/20/25 17:20	MFF
1,2,4-Trimethylbenzene	ND	1.0	µg/L	1		SW-846 8260D	5/19/25	5/20/25 17:20	MFF
1,3,5-Trimethylbenzene	ND	1.0	µg/L	1		SW-846 8260D	5/19/25	5/20/25 17:20	MFF
Vinyl Chloride	ND	2.0	µg/L	1		SW-846 8260D	5/19/25	5/20/25 17:20	MFF
m+p Xylene	ND	2.0	µg/L	1		SW-846 8260D	5/19/25	5/20/25 17:20	MFF
o-Xylene	ND	1.0	µg/L	1		SW-846 8260D	5/19/25	5/20/25 17:20	MFF

Surrogates	% Recovery	Recovery Limits	Flag/Qual	
1,2-Dichloroethane-d4	112	70-130		5/20/25 17:20
Toluene-d8	101	70-130		5/20/25 17:20
4-Bromofluorobenzene	93.2	70-130		5/20/25 17:20

Pace Analytical Services, LLC - East Longmeadow, Ma

39 Spruce Street * East Longmeadow, MA 01028 * FAX 413/525-6405 * TEL. 413/525-2332

Project Location: Medfield, MA | Sample Description: | Work Order: 25E1382

Date Received: 5/16/2025

Field Sample #: CD-MW-601 | Sampled: 5/14/2025 14:10

Sample ID: 25E1382-13

Sample Matrix: Ground Water

Semivolatile Organic Compounds by - LC/MS-MS

Analyte	Results	RL	Units	Dilution	Flag/Qual	Method	Date Prepared	Date/Time Analyzed	Analyst
Perfluorobutanoic acid (PFBA)	16	1.8	ng/L	1		SOP-454 PFAS	5/27/25	5/28/25 9:30	AB
Perfluorobutanesulfonic acid (PFBS)	13	1.8	ng/L	1		SOP-454 PFAS	5/27/25	5/28/25 9:30	AB
Perfluoropentanoic acid (PFPeA)	20	1.8	ng/L	1		SOP-454 PFAS	5/27/25	5/28/25 9:30	AB
Perfluorohexanoic acid (PFHxA)	25	1.8	ng/L	1		SOP-454 PFAS	5/27/25	5/28/25 9:30	AB
11Cl-PF3OUdS (F53B Major)	ND	1.8	ng/L	1		SOP-454 PFAS	5/27/25	5/28/25 9:30	AB
9Cl-PF3ONS (F53B Minor)	ND	1.8	ng/L	1		SOP-454 PFAS	5/27/25	5/28/25 9:30	AB
4,8-Dioxa-3H-perfluorononanoic acid (ADONA)	ND	1.8	ng/L	1		SOP-454 PFAS	5/27/25	5/28/25 9:30	AB
Hexafluoropropylene oxide dimer acid (HFPO-DA)	ND	1.8	ng/L	1		SOP-454 PFAS	5/27/25	5/28/25 9:30	AB
8:2 Fluorotelomersulfonic acid (8:2FTS A)	ND	1.8	ng/L	1		SOP-454 PFAS	5/27/25	5/28/25 9:30	AB
Perfluorodecanoic acid (PFDA)	ND	1.8	ng/L	1		SOP-454 PFAS	5/27/25	5/28/25 9:30	AB
Perfluorododecanoic acid (PFDoA)	ND	1.8	ng/L	1		SOP-454 PFAS	5/27/25	5/28/25 9:30	AB
Perfluoro(2-ethoxyethane)sulfonic acid (PFEESA)	ND	1.8	ng/L	1		SOP-454 PFAS	5/27/25	5/28/25 9:30	AB
Perfluoroheptanesulfonic acid (PFHpS)	ND	1.8	ng/L	1		SOP-454 PFAS	5/27/25	5/28/25 9:30	AB
N-EtFOSAA (NEtFOSAA)	ND	1.8	ng/L	1		SOP-454 PFAS	5/27/25	5/28/25 9:30	AB
N-MeFOSAA (NMeFOSAA)	ND	1.8	ng/L	1		SOP-454 PFAS	5/27/25	5/28/25 9:30	AB
Perfluorotetradecanoic acid (PFTA)	ND	1.8	ng/L	1		SOP-454 PFAS	5/27/25	5/28/25 9:30	AB
Perfluorotridecanoic acid (PFTrDA)	ND	1.8	ng/L	1		SOP-454 PFAS	5/27/25	5/28/25 9:30	AB
4:2 Fluorotelomersulfonic acid (4:2FTS A)	ND	1.8	ng/L	1		SOP-454 PFAS	5/27/25	5/28/25 9:30	AB
Perfluorodecanesulfonic acid (PFDS)	ND	1.8	ng/L	1		SOP-454 PFAS	5/27/25	5/28/25 9:30	AB
Perfluorooctanesulfonamide (FOSA)	ND	1.8	ng/L	1		SOP-454 PFAS	5/27/25	5/28/25 9:30	AB
Perfluorononanesulfonic acid (PFNS)	ND	1.8	ng/L	1		SOP-454 PFAS	5/27/25	5/28/25 9:30	AB
Perfluoro-1-hexanesulfonamide (FHxSA)	ND	1.8	ng/L	1		SOP-454 PFAS	5/27/25	5/28/25 9:30	AB
Perfluoro-1-butanesulfonamide (FBSA)	ND	1.8	ng/L	1		SOP-454 PFAS	5/27/25	5/28/25 9:30	AB
Perfluorohexanesulfonic acid (PFHxS)	ND	1.8	ng/L	1		SOP-454 PFAS	5/27/25	5/28/25 9:30	AB
Perfluoro-4-oxapentanoic acid (PFMPA)	ND	1.8	ng/L	1		SOP-454 PFAS	5/27/25	5/28/25 9:30	AB
Perfluoro-5-oxahexanoic acid (PFMBA)	ND	1.8	ng/L	1		SOP-454 PFAS	5/27/25	5/28/25 9:30	AB
6:2 Fluorotelomersulfonic acid (6:2FTS A)	ND	1.8	ng/L	1		SOP-454 PFAS	5/27/25	5/28/25 9:30	AB
Perfluoropentanesulfonic acid (PFPeS)	ND	1.8	ng/L	1		SOP-454 PFAS	5/27/25	5/28/25 9:30	AB
Perfluoroundecanoic acid (PFUnA)	ND	1.8	ng/L	1		SOP-454 PFAS	5/27/25	5/28/25 9:30	AB
Nonafluoro-3,6-dioxaheptanoic acid (NFDHA)	ND	1.8	ng/L	1		SOP-454 PFAS	5/27/25	5/28/25 9:30	AB
Perfluoroheptanoic acid (PFHpA)	9.2	1.8	ng/L	1		SOP-454 PFAS	5/27/25	5/28/25 9:30	AB
Perfluorooctanoic acid (PFOA)	18	1.8	ng/L	1		SOP-454 PFAS	5/27/25	5/28/25 9:30	AB
Perfluorooctanesulfonic acid (PFOS)	ND	1.8	ng/L	1		SOP-454 PFAS	5/27/25	5/28/25 9:30	AB
Perfluorononanoic acid (PFNA)	ND	1.8	ng/L	1		SOP-454 PFAS	5/27/25	5/28/25 9:30	AB

Pace Analytical Services, LLC - East Longmeadow, Ma

39 Spruce Street * East Longmeadow, MA 01028 * FAX 413/525-6405 * TEL. 413/525-2332

Project Location: Medfield, MA | Sample Description: | Work Order: 25E1382

Date Received: 5/16/2025

Field Sample #: DUP-2 | Sampled: 5/14/2025 00:00

Sample ID: 25E1382-14

Sample Matrix: Ground Water

Volatile Organic Compounds by GC/MS

Analyte	Results	RL	Units	Dilution	Flag/Qual	Method	Date Prepared	Date/Time Analyzed	Analyst
Acetone	ND	10	µg/L	1		SW-846 8260D	5/19/25	5/20/25 17:47	MFF
tert-Amyl Methyl Ether (TAME)	ND	0.50	µg/L	1		SW-846 8260D	5/19/25	5/20/25 17:47	MFF
Benzene	ND	1.0	µg/L	1		SW-846 8260D	5/19/25	5/20/25 17:47	MFF
Bromobenzene	ND	1.0	µg/L	1		SW-846 8260D	5/19/25	5/20/25 17:47	MFF
Bromochloromethane	ND	1.0	µg/L	1		SW-846 8260D	5/19/25	5/20/25 17:47	MFF
Bromodichloromethane	ND	1.0	µg/L	1		SW-846 8260D	5/19/25	5/20/25 17:47	MFF
Bromoform	ND	1.0	µg/L	1		SW-846 8260D	5/19/25	5/20/25 17:47	MFF
Bromomethane	ND	2.0	µg/L	1	V-05	SW-846 8260D	5/19/25	5/20/25 17:47	MFF
2-Butanone (MEK)	ND	10	µg/L	1		SW-846 8260D	5/19/25	5/20/25 17:47	MFF
n-Butylbenzene	ND	1.0	µg/L	1		SW-846 8260D	5/19/25	5/20/25 17:47	MFF
sec-Butylbenzene	ND	1.0	µg/L	1		SW-846 8260D	5/19/25	5/20/25 17:47	MFF
tert-Butylbenzene	ND	1.0	µg/L	1		SW-846 8260D	5/19/25	5/20/25 17:47	MFF
tert-Butyl Ethyl Ether (TBEE)	ND	0.50	µg/L	1		SW-846 8260D	5/19/25	5/20/25 17:47	MFF
Carbon Disulfide	ND	5.0	µg/L	1	RL-07	SW-846 8260D	5/19/25	5/20/25 17:47	MFF
Carbon Tetrachloride	ND	1.0	µg/L	1		SW-846 8260D	5/19/25	5/20/25 17:47	MFF
Chlorobenzene	ND	1.0	µg/L	1		SW-846 8260D	5/19/25	5/20/25 17:47	MFF
Chlorodibromomethane	ND	0.50	µg/L	1		SW-846 8260D	5/19/25	5/20/25 17:47	MFF
Chloroethane	ND	2.0	µg/L	1	V-05	SW-846 8260D	5/19/25	5/20/25 17:47	MFF
Chloroform	ND	2.0	µg/L	1		SW-846 8260D	5/19/25	5/20/25 17:47	MFF
Chloromethane	ND	2.0	µg/L	1		SW-846 8260D	5/19/25	5/20/25 17:47	MFF
2-Chlorotoluene	ND	1.0	µg/L	1		SW-846 8260D	5/19/25	5/20/25 17:47	MFF
4-Chlorotoluene	ND	1.0	µg/L	1		SW-846 8260D	5/19/25	5/20/25 17:47	MFF
1,2-Dibromo-3-chloropropane (DBCP)	ND	2.0	µg/L	1		SW-846 8260D	5/19/25	5/20/25 17:47	MFF
1,2-Dibromoethane (EDB)	ND	0.50	µg/L	1		SW-846 8260D	5/19/25	5/20/25 17:47	MFF
Dibromomethane	ND	1.0	µg/L	1		SW-846 8260D	5/19/25	5/20/25 17:47	MFF
1,2-Dichlorobenzene	ND	1.0	µg/L	1		SW-846 8260D	5/19/25	5/20/25 17:47	MFF
1,3-Dichlorobenzene	ND	1.0	µg/L	1		SW-846 8260D	5/19/25	5/20/25 17:47	MFF
1,4-Dichlorobenzene	ND	1.0	µg/L	1		SW-846 8260D	5/19/25	5/20/25 17:47	MFF
Dichlorodifluoromethane (Freon 12)	ND	2.0	µg/L	1		SW-846 8260D	5/19/25	5/20/25 17:47	MFF
1,1-Dichloroethane	ND	1.0	µg/L	1		SW-846 8260D	5/19/25	5/20/25 17:47	MFF
1,2-Dichloroethane	ND	1.0	µg/L	1		SW-846 8260D	5/19/25	5/20/25 17:47	MFF
1,1-Dichloroethylene	ND	1.0	µg/L	1		SW-846 8260D	5/19/25	5/20/25 17:47	MFF
cis-1,2-Dichloroethylene	ND	1.0	µg/L	1		SW-846 8260D	5/19/25	5/20/25 17:47	MFF
trans-1,2-Dichloroethylene	ND	1.0	µg/L	1		SW-846 8260D	5/19/25	5/20/25 17:47	MFF
1,2-Dichloropropane	ND	1.0	µg/L	1		SW-846 8260D	5/19/25	5/20/25 17:47	MFF
1,3-Dichloropropane	ND	0.50	µg/L	1		SW-846 8260D	5/19/25	5/20/25 17:47	MFF
2,2-Dichloropropane	ND	1.0	µg/L	1		SW-846 8260D	5/19/25	5/20/25 17:47	MFF
1,1-Dichloropropene	ND	0.50	µg/L	1		SW-846 8260D	5/19/25	5/20/25 17:47	MFF
cis-1,3-Dichloropropene	ND	0.40	µg/L	1		SW-846 8260D	5/19/25	5/20/25 17:47	MFF
trans-1,3-Dichloropropene	ND	0.40	µg/L	1		SW-846 8260D	5/19/25	5/20/25 17:47	MFF
Diethyl Ether	ND	2.0	µg/L	1		SW-846 8260D	5/19/25	5/20/25 17:47	MFF
Diisopropyl Ether (DIPE)	ND	0.50	µg/L	1		SW-846 8260D	5/19/25	5/20/25 17:47	MFF
1,4-Dioxane	ND	50	µg/L	1		SW-846 8260D	5/19/25	5/20/25 17:47	MFF
Ethylbenzene	ND	1.0	µg/L	1		SW-846 8260D	5/19/25	5/20/25 17:47	MFF

Pace Analytical Services, LLC - East Longmeadow, Ma

39 Spruce Street * East Longmeadow, MA 01028 * FAX 413/525-6405 * TEL. 413/525-2332

Project Location: Medfield, MA | Sample Description: | Work Order: 25E1382

Date Received: 5/16/2025

Field Sample #: DUP-2 | Sampled: 5/14/2025 00:00

Sample ID: 25E1382-14

Sample Matrix: Ground Water

Volatile Organic Compounds by GC/MS

Analyte	Results	RL	Units	Dilution	Flag/Qual	Method	Date Prepared	Date/Time Analyzed	Analyst
Hexachlorobutadiene	ND	0.60	µg/L	1		SW-846 8260D	5/19/25	5/20/25 17:47	MFF
2-Hexanone (MBK)	ND	10	µg/L	1		SW-846 8260D	5/19/25	5/20/25 17:47	MFF
Isopropylbenzene (Cumene)	ND	1.0	µg/L	1		SW-846 8260D	5/19/25	5/20/25 17:47	MFF
p-Isopropyltoluene (p-Cymene)	ND	1.0	µg/L	1		SW-846 8260D	5/19/25	5/20/25 17:47	MFF
Methyl tert-Butyl Ether (MTBE)	ND	1.0	µg/L	1		SW-846 8260D	5/19/25	5/20/25 17:47	MFF
Methylene Chloride	ND	5.0	µg/L	1	RL-07	SW-846 8260D	5/19/25	5/20/25 17:47	MFF
4-Methyl-2-pentanone (MIBK)	ND	10	µg/L	1		SW-846 8260D	5/19/25	5/20/25 17:47	MFF
Naphthalene	ND	2.0	µg/L	1		SW-846 8260D	5/19/25	5/20/25 17:47	MFF
n-Propylbenzene	ND	1.0	µg/L	1		SW-846 8260D	5/19/25	5/20/25 17:47	MFF
Styrene	ND	1.0	µg/L	1		SW-846 8260D	5/19/25	5/20/25 17:47	MFF
1,1,1,2-Tetrachloroethane	ND	1.0	µg/L	1		SW-846 8260D	5/19/25	5/20/25 17:47	MFF
1,1,2,2-Tetrachloroethane	ND	0.50	µg/L	1		SW-846 8260D	5/19/25	5/20/25 17:47	MFF
Tetrachloroethylene	ND	1.0	µg/L	1		SW-846 8260D	5/19/25	5/20/25 17:47	MFF
Tetrahydrofuran	ND	2.0	µg/L	1		SW-846 8260D	5/19/25	5/20/25 17:47	MFF
Toluene	ND	1.0	µg/L	1		SW-846 8260D	5/19/25	5/20/25 17:47	MFF
1,2,3-Trichlorobenzene	ND	2.0	µg/L	1		SW-846 8260D	5/19/25	5/20/25 17:47	MFF
1,2,4-Trichlorobenzene	ND	1.0	µg/L	1		SW-846 8260D	5/19/25	5/20/25 17:47	MFF
1,1,1-Trichloroethane	ND	1.0	µg/L	1		SW-846 8260D	5/19/25	5/20/25 17:47	MFF
1,1,2-Trichloroethane	ND	1.0	µg/L	1		SW-846 8260D	5/19/25	5/20/25 17:47	MFF
Trichloroethylene	ND	1.0	µg/L	1		SW-846 8260D	5/19/25	5/20/25 17:47	MFF
Trichlorofluoromethane (Freon 11)	ND	2.0	µg/L	1		SW-846 8260D	5/19/25	5/20/25 17:47	MFF
1,2,3-Trichloropropane	ND	2.0	µg/L	1		SW-846 8260D	5/19/25	5/20/25 17:47	MFF
1,2,4-Trimethylbenzene	ND	1.0	µg/L	1		SW-846 8260D	5/19/25	5/20/25 17:47	MFF
1,3,5-Trimethylbenzene	ND	1.0	µg/L	1		SW-846 8260D	5/19/25	5/20/25 17:47	MFF
Vinyl Chloride	ND	2.0	µg/L	1		SW-846 8260D	5/19/25	5/20/25 17:47	MFF
m+p Xylene	ND	2.0	µg/L	1		SW-846 8260D	5/19/25	5/20/25 17:47	MFF
o-Xylene	ND	1.0	µg/L	1		SW-846 8260D	5/19/25	5/20/25 17:47	MFF

Surrogates	% Recovery	Recovery Limits	Flag/Qual		
1,2-Dichloroethane-d4	116	70-130		5/20/25	17:47
Toluene-d8	98.0	70-130		5/20/25	17:47
4-Bromofluorobenzene	91.6	70-130		5/20/25	17:47

Pace Analytical Services, LLC - East Longmeadow, Ma

39 Spruce Street * East Longmeadow, MA 01028 * FAX 413/525-6405 * TEL. 413/525-2332

Project Location: Medfield, MA | Sample Description: | Work Order: 25E1382

Date Received: 5/16/2025

Field Sample #: DUP-2 | Sampled: 5/14/2025 00:00

Sample ID: 25E1382-14

Sample Matrix: Ground Water

Semivolatile Organic Compounds by - LC/MS-MS

Analyte	Results	RL	Units	Dilution	Flag/Qual	Method	Date Prepared	Date/Time Analyzed	Analyst
Perfluorobutanoic acid (PFBA)	21	1.9	ng/L	1		SOP-454 PFAS	5/20/25	5/21/25 12:03	AB
Perfluorobutanesulfonic acid (PFBS)	11	1.9	ng/L	1		SOP-454 PFAS	5/20/25	5/21/25 12:03	AB
Perfluoropentanoic acid (PFPeA)	30	1.9	ng/L	1		SOP-454 PFAS	5/20/25	5/21/25 12:03	AB
Perfluorohexanoic acid (PFHxA)	27	1.9	ng/L	1		SOP-454 PFAS	5/20/25	5/21/25 12:03	AB
11Cl-PF3OUdS (F53B Major)	ND	1.9	ng/L	1		SOP-454 PFAS	5/20/25	5/21/25 12:03	AB
9Cl-PF3ONS (F53B Minor)	ND	1.9	ng/L	1		SOP-454 PFAS	5/20/25	5/21/25 12:03	AB
4,8-Dioxa-3H-perfluorononanoic acid (ADONA)	ND	1.9	ng/L	1		SOP-454 PFAS	5/20/25	5/21/25 12:03	AB
Hexafluoropropylene oxide dimer acid (HFPO-DA)	ND	1.9	ng/L	1		SOP-454 PFAS	5/20/25	5/21/25 12:03	AB
8:2 Fluorotelomersulfonic acid (8:2FTS A)	ND	1.9	ng/L	1		SOP-454 PFAS	5/20/25	5/21/25 12:03	AB
Perfluorodecanoic acid (PFDA)	ND	1.9	ng/L	1		SOP-454 PFAS	5/20/25	5/21/25 12:03	AB
Perfluorododecanoic acid (PFDoA)	ND	1.9	ng/L	1		SOP-454 PFAS	5/20/25	5/21/25 12:03	AB
Perfluoro(2-ethoxyethane)sulfonic acid (PFEESA)	ND	1.9	ng/L	1		SOP-454 PFAS	5/20/25	5/21/25 12:03	AB
Perfluoroheptanesulfonic acid (PFHpS)	ND	1.9	ng/L	1		SOP-454 PFAS	5/20/25	5/21/25 12:03	AB
N-EtFOSAA (NEtFOSAA)	ND	1.9	ng/L	1		SOP-454 PFAS	5/20/25	5/21/25 12:03	AB
N-MeFOSAA (NMeFOSAA)	ND	1.9	ng/L	1		SOP-454 PFAS	5/20/25	5/21/25 12:03	AB
Perfluorotetradecanoic acid (PFTA)	ND	1.9	ng/L	1		SOP-454 PFAS	5/20/25	5/21/25 12:03	AB
Perfluorotridecanoic acid (PFTrDA)	ND	1.9	ng/L	1		SOP-454 PFAS	5/20/25	5/21/25 12:03	AB
4:2 Fluorotelomersulfonic acid (4:2FTS A)	ND	1.9	ng/L	1		SOP-454 PFAS	5/20/25	5/21/25 12:03	AB
Perfluorodecanesulfonic acid (PFDS)	ND	1.9	ng/L	1		SOP-454 PFAS	5/20/25	5/21/25 12:03	AB
Perfluorooctanesulfonamide (FOSA)	ND	1.9	ng/L	1		SOP-454 PFAS	5/20/25	5/21/25 12:03	AB
Perfluorononanesulfonic acid (PFNS)	ND	1.9	ng/L	1		SOP-454 PFAS	5/20/25	5/21/25 12:03	AB
Perfluoro-1-hexanesulfonamide (FHxSA)	ND	1.9	ng/L	1		SOP-454 PFAS	5/20/25	5/21/25 12:03	AB
Perfluoro-1-butanesulfonamide (FBSA)	ND	1.9	ng/L	1		SOP-454 PFAS	5/20/25	5/21/25 12:03	AB
Perfluorohexanesulfonic acid (PFHxS)	2.0	1.9	ng/L	1		SOP-454 PFAS	5/20/25	5/21/25 12:03	AB
Perfluoro-4-oxapentanoic acid (PFMPA)	ND	1.9	ng/L	1		SOP-454 PFAS	5/20/25	5/21/25 12:03	AB
Perfluoro-5-oxahexanoic acid (PFMBA)	ND	1.9	ng/L	1		SOP-454 PFAS	5/20/25	5/21/25 12:03	AB
6:2 Fluorotelomersulfonic acid (6:2FTS A)	ND	1.9	ng/L	1		SOP-454 PFAS	5/20/25	5/21/25 12:03	AB
Perfluoropentanesulfonic acid (PFPeS)	ND	1.9	ng/L	1		SOP-454 PFAS	5/20/25	5/21/25 12:03	AB
Perfluoroundecanoic acid (PFUnA)	ND	1.9	ng/L	1		SOP-454 PFAS	5/20/25	5/21/25 12:03	AB
Nonafluoro-3,6-dioxaheptanoic acid (NFDHA)	ND	1.9	ng/L	1		SOP-454 PFAS	5/20/25	5/21/25 12:03	AB
Perfluoroheptanoic acid (PFHpA)	7.9	1.9	ng/L	1		SOP-454 PFAS	5/20/25	5/21/25 12:03	AB
Perfluorooctanoic acid (PFOA)	11	1.9	ng/L	1		SOP-454 PFAS	5/20/25	5/21/25 12:03	AB
Perfluorooctanesulfonic acid (PFOS)	13	1.9	ng/L	1		SOP-454 PFAS	5/20/25	5/21/25 12:03	AB
Perfluorononanoic acid (PFNA)	ND	1.9	ng/L	1		SOP-454 PFAS	5/20/25	5/21/25 12:03	AB

Pace Analytical Services, LLC - East Longmeadow, Ma

39 Spruce Street * East Longmeadow, MA 01028 * FAX 413/525-6405 * TEL. 413/525-2332

Project Location: Medfield, MA | Sample Description: | Work Order: 25E1382

Date Received: 5/16/2025

Field Sample #: CD-MW-500 | Sampled: 5/15/2025 10:20

Sample ID: 25E1382-15

Sample Matrix: Ground Water

Volatile Organic Compounds by GC/MS

Analyte	Results	RL	Units	Dilution	Flag/Qual	Method	Date Prepared	Date/Time Analyzed	Analyst
Acetone	ND	10	µg/L	1		SW-846 8260D	5/19/25	5/20/25 12:52	MFF
tert-Amyl Methyl Ether (TAME)	ND	0.50	µg/L	1		SW-846 8260D	5/19/25	5/20/25 12:52	MFF
Benzene	ND	1.0	µg/L	1		SW-846 8260D	5/19/25	5/20/25 12:52	MFF
Bromobenzene	ND	1.0	µg/L	1		SW-846 8260D	5/19/25	5/20/25 12:52	MFF
Bromochloromethane	ND	1.0	µg/L	1		SW-846 8260D	5/19/25	5/20/25 12:52	MFF
Bromodichloromethane	ND	1.0	µg/L	1		SW-846 8260D	5/19/25	5/20/25 12:52	MFF
Bromoform	ND	1.0	µg/L	1		SW-846 8260D	5/19/25	5/20/25 12:52	MFF
Bromomethane	ND	2.0	µg/L	1	V-05	SW-846 8260D	5/19/25	5/20/25 12:52	MFF
2-Butanone (MEK)	ND	10	µg/L	1		SW-846 8260D	5/19/25	5/20/25 12:52	MFF
n-Butylbenzene	ND	1.0	µg/L	1		SW-846 8260D	5/19/25	5/20/25 12:52	MFF
sec-Butylbenzene	ND	1.0	µg/L	1		SW-846 8260D	5/19/25	5/20/25 12:52	MFF
tert-Butylbenzene	ND	1.0	µg/L	1		SW-846 8260D	5/19/25	5/20/25 12:52	MFF
tert-Butyl Ethyl Ether (TBEE)	ND	0.50	µg/L	1		SW-846 8260D	5/19/25	5/20/25 12:52	MFF
Carbon Disulfide	ND	5.0	µg/L	1	RL-07	SW-846 8260D	5/19/25	5/20/25 12:52	MFF
Carbon Tetrachloride	ND	1.0	µg/L	1		SW-846 8260D	5/19/25	5/20/25 12:52	MFF
Chlorobenzene	ND	1.0	µg/L	1		SW-846 8260D	5/19/25	5/20/25 12:52	MFF
Chlorodibromomethane	ND	0.50	µg/L	1		SW-846 8260D	5/19/25	5/20/25 12:52	MFF
Chloroethane	ND	2.0	µg/L	1	V-05	SW-846 8260D	5/19/25	5/20/25 12:52	MFF
Chloroform	ND	2.0	µg/L	1		SW-846 8260D	5/19/25	5/20/25 12:52	MFF
Chloromethane	ND	2.0	µg/L	1		SW-846 8260D	5/19/25	5/20/25 12:52	MFF
2-Chlorotoluene	ND	1.0	µg/L	1		SW-846 8260D	5/19/25	5/20/25 12:52	MFF
4-Chlorotoluene	ND	1.0	µg/L	1		SW-846 8260D	5/19/25	5/20/25 12:52	MFF
1,2-Dibromo-3-chloropropane (DBCP)	ND	2.0	µg/L	1		SW-846 8260D	5/19/25	5/20/25 12:52	MFF
1,2-Dibromoethane (EDB)	ND	0.50	µg/L	1		SW-846 8260D	5/19/25	5/20/25 12:52	MFF
Dibromomethane	ND	1.0	µg/L	1		SW-846 8260D	5/19/25	5/20/25 12:52	MFF
1,2-Dichlorobenzene	ND	1.0	µg/L	1		SW-846 8260D	5/19/25	5/20/25 12:52	MFF
1,3-Dichlorobenzene	ND	1.0	µg/L	1		SW-846 8260D	5/19/25	5/20/25 12:52	MFF
1,4-Dichlorobenzene	ND	1.0	µg/L	1		SW-846 8260D	5/19/25	5/20/25 12:52	MFF
Dichlorodifluoromethane (Freon 12)	ND	2.0	µg/L	1		SW-846 8260D	5/19/25	5/20/25 12:52	MFF
1,1-Dichloroethane	ND	1.0	µg/L	1		SW-846 8260D	5/19/25	5/20/25 12:52	MFF
1,2-Dichloroethane	ND	1.0	µg/L	1		SW-846 8260D	5/19/25	5/20/25 12:52	MFF
1,1-Dichloroethylene	ND	1.0	µg/L	1		SW-846 8260D	5/19/25	5/20/25 12:52	MFF
cis-1,2-Dichloroethylene	ND	1.0	µg/L	1		SW-846 8260D	5/19/25	5/20/25 12:52	MFF
trans-1,2-Dichloroethylene	ND	1.0	µg/L	1		SW-846 8260D	5/19/25	5/20/25 12:52	MFF
1,2-Dichloropropane	ND	1.0	µg/L	1		SW-846 8260D	5/19/25	5/20/25 12:52	MFF
1,3-Dichloropropane	ND	0.50	µg/L	1		SW-846 8260D	5/19/25	5/20/25 12:52	MFF
2,2-Dichloropropane	ND	1.0	µg/L	1		SW-846 8260D	5/19/25	5/20/25 12:52	MFF
1,1-Dichloropropene	ND	0.50	µg/L	1		SW-846 8260D	5/19/25	5/20/25 12:52	MFF
cis-1,3-Dichloropropene	ND	0.40	µg/L	1		SW-846 8260D	5/19/25	5/20/25 12:52	MFF
trans-1,3-Dichloropropene	ND	0.40	µg/L	1		SW-846 8260D	5/19/25	5/20/25 12:52	MFF
Diethyl Ether	ND	2.0	µg/L	1		SW-846 8260D	5/19/25	5/20/25 12:52	MFF
Diisopropyl Ether (DIPE)	ND	0.50	µg/L	1		SW-846 8260D	5/19/25	5/20/25 12:52	MFF
1,4-Dioxane	ND	50	µg/L	1		SW-846 8260D	5/19/25	5/20/25 12:52	MFF
Ethylbenzene	ND	1.0	µg/L	1		SW-846 8260D	5/19/25	5/20/25 12:52	MFF

Pace Analytical Services, LLC - East Longmeadow, Ma

39 Spruce Street * East Longmeadow, MA 01028 * FAX 413/525-6405 * TEL. 413/525-2332

Project Location: Medfield, MA | Sample Description: | Work Order: 25E1382

Date Received: 5/16/2025

Field Sample #: CD-MW-500 | Sampled: 5/15/2025 10:20

Sample ID: 25E1382-15

Sample Matrix: Ground Water

Volatile Organic Compounds by GC/MS

Analyte	Results	RL	Units	Dilution	Flag/Qual	Method	Date Prepared	Date/Time Analyzed	Analyst
Hexachlorobutadiene	ND	0.60	µg/L	1		SW-846 8260D	5/19/25	5/20/25 12:52	MFF
2-Hexanone (MBK)	ND	10	µg/L	1		SW-846 8260D	5/19/25	5/20/25 12:52	MFF
Isopropylbenzene (Cumene)	ND	1.0	µg/L	1		SW-846 8260D	5/19/25	5/20/25 12:52	MFF
p-Isopropyltoluene (p-Cymene)	ND	1.0	µg/L	1		SW-846 8260D	5/19/25	5/20/25 12:52	MFF
Methyl tert-Butyl Ether (MTBE)	ND	1.0	µg/L	1		SW-846 8260D	5/19/25	5/20/25 12:52	MFF
Methylene Chloride	ND	5.0	µg/L	1	RL-07	SW-846 8260D	5/19/25	5/20/25 12:52	MFF
4-Methyl-2-pentanone (MIBK)	ND	10	µg/L	1		SW-846 8260D	5/19/25	5/20/25 12:52	MFF
Naphthalene	ND	2.0	µg/L	1		SW-846 8260D	5/19/25	5/20/25 12:52	MFF
n-Propylbenzene	ND	1.0	µg/L	1		SW-846 8260D	5/19/25	5/20/25 12:52	MFF
Styrene	ND	1.0	µg/L	1		SW-846 8260D	5/19/25	5/20/25 12:52	MFF
1,1,1,2-Tetrachloroethane	ND	1.0	µg/L	1		SW-846 8260D	5/19/25	5/20/25 12:52	MFF
1,1,2,2-Tetrachloroethane	ND	0.50	µg/L	1		SW-846 8260D	5/19/25	5/20/25 12:52	MFF
Tetrachloroethylene	ND	1.0	µg/L	1		SW-846 8260D	5/19/25	5/20/25 12:52	MFF
Tetrahydrofuran	ND	2.0	µg/L	1		SW-846 8260D	5/19/25	5/20/25 12:52	MFF
Toluene	ND	1.0	µg/L	1		SW-846 8260D	5/19/25	5/20/25 12:52	MFF
1,2,3-Trichlorobenzene	ND	2.0	µg/L	1		SW-846 8260D	5/19/25	5/20/25 12:52	MFF
1,2,4-Trichlorobenzene	ND	1.0	µg/L	1		SW-846 8260D	5/19/25	5/20/25 12:52	MFF
1,1,1-Trichloroethane	ND	1.0	µg/L	1		SW-846 8260D	5/19/25	5/20/25 12:52	MFF
1,1,2-Trichloroethane	ND	1.0	µg/L	1		SW-846 8260D	5/19/25	5/20/25 12:52	MFF
Trichloroethylene	ND	1.0	µg/L	1		SW-846 8260D	5/19/25	5/20/25 12:52	MFF
Trichlorofluoromethane (Freon 11)	ND	2.0	µg/L	1		SW-846 8260D	5/19/25	5/20/25 12:52	MFF
1,2,3-Trichloropropane	ND	2.0	µg/L	1		SW-846 8260D	5/19/25	5/20/25 12:52	MFF
1,2,4-Trimethylbenzene	ND	1.0	µg/L	1		SW-846 8260D	5/19/25	5/20/25 12:52	MFF
1,3,5-Trimethylbenzene	ND	1.0	µg/L	1		SW-846 8260D	5/19/25	5/20/25 12:52	MFF
Vinyl Chloride	ND	2.0	µg/L	1		SW-846 8260D	5/19/25	5/20/25 12:52	MFF
m+p Xylene	ND	2.0	µg/L	1		SW-846 8260D	5/19/25	5/20/25 12:52	MFF
o-Xylene	ND	1.0	µg/L	1		SW-846 8260D	5/19/25	5/20/25 12:52	MFF

Surrogates	% Recovery	Recovery Limits	Flag/Qual	
1,2-Dichloroethane-d4	119	70-130		5/20/25 12:52
Toluene-d8	100	70-130		5/20/25 12:52
4-Bromofluorobenzene	88.8	70-130		5/20/25 12:52

Pace Analytical Services, LLC - East Longmeadow, Ma

39 Spruce Street * East Longmeadow, MA 01028 * FAX 413/525-6405 * TEL. 413/525-2332

Project Location: Medfield, MA | Sample Description: | Work Order: 25E1382

Date Received: 5/16/2025

Field Sample #: CD-MW-501 | Sampled: 5/15/2025 11:30

Sample ID: 25E1382-16

Sample Matrix: Ground Water

Volatile Organic Compounds by GC/MS

Analyte	Results	RL	Units	Dilution	Flag/Qual	Method	Date Prepared	Date/Time Analyzed	Analyst
Acetone	ND	10	µg/L	1		SW-846 8260D	5/19/25	5/20/25 13:19	MFF
tert-Amyl Methyl Ether (TAME)	ND	0.50	µg/L	1		SW-846 8260D	5/19/25	5/20/25 13:19	MFF
Benzene	ND	1.0	µg/L	1		SW-846 8260D	5/19/25	5/20/25 13:19	MFF
Bromobenzene	ND	1.0	µg/L	1		SW-846 8260D	5/19/25	5/20/25 13:19	MFF
Bromochloromethane	ND	1.0	µg/L	1		SW-846 8260D	5/19/25	5/20/25 13:19	MFF
Bromodichloromethane	ND	1.0	µg/L	1		SW-846 8260D	5/19/25	5/20/25 13:19	MFF
Bromoform	ND	1.0	µg/L	1		SW-846 8260D	5/19/25	5/20/25 13:19	MFF
Bromomethane	ND	2.0	µg/L	1	V-05	SW-846 8260D	5/19/25	5/20/25 13:19	MFF
2-Butanone (MEK)	ND	10	µg/L	1		SW-846 8260D	5/19/25	5/20/25 13:19	MFF
n-Butylbenzene	ND	1.0	µg/L	1		SW-846 8260D	5/19/25	5/20/25 13:19	MFF
sec-Butylbenzene	ND	1.0	µg/L	1		SW-846 8260D	5/19/25	5/20/25 13:19	MFF
tert-Butylbenzene	ND	1.0	µg/L	1		SW-846 8260D	5/19/25	5/20/25 13:19	MFF
tert-Butyl Ethyl Ether (TBEE)	ND	0.50	µg/L	1		SW-846 8260D	5/19/25	5/20/25 13:19	MFF
Carbon Disulfide	ND	5.0	µg/L	1	RL-07	SW-846 8260D	5/19/25	5/20/25 13:19	MFF
Carbon Tetrachloride	ND	1.0	µg/L	1		SW-846 8260D	5/19/25	5/20/25 13:19	MFF
Chlorobenzene	ND	1.0	µg/L	1		SW-846 8260D	5/19/25	5/20/25 13:19	MFF
Chlorodibromomethane	ND	0.50	µg/L	1		SW-846 8260D	5/19/25	5/20/25 13:19	MFF
Chloroethane	ND	2.0	µg/L	1	V-05	SW-846 8260D	5/19/25	5/20/25 13:19	MFF
Chloroform	ND	2.0	µg/L	1		SW-846 8260D	5/19/25	5/20/25 13:19	MFF
Chloromethane	ND	2.0	µg/L	1		SW-846 8260D	5/19/25	5/20/25 13:19	MFF
2-Chlorotoluene	ND	1.0	µg/L	1		SW-846 8260D	5/19/25	5/20/25 13:19	MFF
4-Chlorotoluene	ND	1.0	µg/L	1		SW-846 8260D	5/19/25	5/20/25 13:19	MFF
1,2-Dibromo-3-chloropropane (DBCP)	ND	2.0	µg/L	1		SW-846 8260D	5/19/25	5/20/25 13:19	MFF
1,2-Dibromoethane (EDB)	ND	0.50	µg/L	1		SW-846 8260D	5/19/25	5/20/25 13:19	MFF
Dibromomethane	ND	1.0	µg/L	1		SW-846 8260D	5/19/25	5/20/25 13:19	MFF
1,2-Dichlorobenzene	ND	1.0	µg/L	1		SW-846 8260D	5/19/25	5/20/25 13:19	MFF
1,3-Dichlorobenzene	ND	1.0	µg/L	1		SW-846 8260D	5/19/25	5/20/25 13:19	MFF
1,4-Dichlorobenzene	ND	1.0	µg/L	1		SW-846 8260D	5/19/25	5/20/25 13:19	MFF
Dichlorodifluoromethane (Freon 12)	ND	2.0	µg/L	1		SW-846 8260D	5/19/25	5/20/25 13:19	MFF
1,1-Dichloroethane	ND	1.0	µg/L	1		SW-846 8260D	5/19/25	5/20/25 13:19	MFF
1,2-Dichloroethane	ND	1.0	µg/L	1		SW-846 8260D	5/19/25	5/20/25 13:19	MFF
1,1-Dichloroethylene	ND	1.0	µg/L	1		SW-846 8260D	5/19/25	5/20/25 13:19	MFF
cis-1,2-Dichloroethylene	ND	1.0	µg/L	1		SW-846 8260D	5/19/25	5/20/25 13:19	MFF
trans-1,2-Dichloroethylene	ND	1.0	µg/L	1		SW-846 8260D	5/19/25	5/20/25 13:19	MFF
1,2-Dichloropropane	ND	1.0	µg/L	1		SW-846 8260D	5/19/25	5/20/25 13:19	MFF
1,3-Dichloropropane	ND	0.50	µg/L	1		SW-846 8260D	5/19/25	5/20/25 13:19	MFF
2,2-Dichloropropane	ND	1.0	µg/L	1		SW-846 8260D	5/19/25	5/20/25 13:19	MFF
1,1-Dichloropropene	ND	0.50	µg/L	1		SW-846 8260D	5/19/25	5/20/25 13:19	MFF
cis-1,3-Dichloropropene	ND	0.40	µg/L	1		SW-846 8260D	5/19/25	5/20/25 13:19	MFF
trans-1,3-Dichloropropene	ND	0.40	µg/L	1		SW-846 8260D	5/19/25	5/20/25 13:19	MFF
Diethyl Ether	ND	2.0	µg/L	1		SW-846 8260D	5/19/25	5/20/25 13:19	MFF
Diisopropyl Ether (DIPE)	ND	0.50	µg/L	1		SW-846 8260D	5/19/25	5/20/25 13:19	MFF
1,4-Dioxane	ND	50	µg/L	1		SW-846 8260D	5/19/25	5/20/25 13:19	MFF
Ethylbenzene	ND	1.0	µg/L	1		SW-846 8260D	5/19/25	5/20/25 13:19	MFF

Pace Analytical Services, LLC - East Longmeadow, Ma

39 Spruce Street * East Longmeadow, MA 01028 * FAX 413/525-6405 * TEL. 413/525-2332

Project Location: Medfield, MA | Sample Description: | Work Order: 25E1382

Date Received: 5/16/2025

Field Sample #: CD-MW-501 | Sampled: 5/15/2025 11:30

Sample ID: 25E1382-16

Sample Matrix: Ground Water

Volatile Organic Compounds by GC/MS

Analyte	Results	RL	Units	Dilution	Flag/Qual	Method	Date Prepared	Date/Time Analyzed	Analyst
Hexachlorobutadiene	ND	0.60	µg/L	1		SW-846 8260D	5/19/25	5/20/25 13:19	MFF
2-Hexanone (MBK)	ND	10	µg/L	1		SW-846 8260D	5/19/25	5/20/25 13:19	MFF
Isopropylbenzene (Cumene)	ND	1.0	µg/L	1		SW-846 8260D	5/19/25	5/20/25 13:19	MFF
p-Isopropyltoluene (p-Cymene)	ND	1.0	µg/L	1		SW-846 8260D	5/19/25	5/20/25 13:19	MFF
Methyl tert-Butyl Ether (MTBE)	ND	1.0	µg/L	1		SW-846 8260D	5/19/25	5/20/25 13:19	MFF
Methylene Chloride	ND	5.0	µg/L	1	RL-07	SW-846 8260D	5/19/25	5/20/25 13:19	MFF
4-Methyl-2-pentanone (MIBK)	ND	10	µg/L	1		SW-846 8260D	5/19/25	5/20/25 13:19	MFF
Naphthalene	ND	2.0	µg/L	1		SW-846 8260D	5/19/25	5/20/25 13:19	MFF
n-Propylbenzene	ND	1.0	µg/L	1		SW-846 8260D	5/19/25	5/20/25 13:19	MFF
Styrene	ND	1.0	µg/L	1		SW-846 8260D	5/19/25	5/20/25 13:19	MFF
1,1,1,2-Tetrachloroethane	ND	1.0	µg/L	1		SW-846 8260D	5/19/25	5/20/25 13:19	MFF
1,1,2,2-Tetrachloroethane	ND	0.50	µg/L	1		SW-846 8260D	5/19/25	5/20/25 13:19	MFF
Tetrachloroethylene	ND	1.0	µg/L	1		SW-846 8260D	5/19/25	5/20/25 13:19	MFF
Tetrahydrofuran	ND	2.0	µg/L	1		SW-846 8260D	5/19/25	5/20/25 13:19	MFF
Toluene	ND	1.0	µg/L	1		SW-846 8260D	5/19/25	5/20/25 13:19	MFF
1,2,3-Trichlorobenzene	ND	2.0	µg/L	1		SW-846 8260D	5/19/25	5/20/25 13:19	MFF
1,2,4-Trichlorobenzene	ND	1.0	µg/L	1		SW-846 8260D	5/19/25	5/20/25 13:19	MFF
1,1,1-Trichloroethane	ND	1.0	µg/L	1		SW-846 8260D	5/19/25	5/20/25 13:19	MFF
1,1,2-Trichloroethane	ND	1.0	µg/L	1		SW-846 8260D	5/19/25	5/20/25 13:19	MFF
Trichloroethylene	ND	1.0	µg/L	1		SW-846 8260D	5/19/25	5/20/25 13:19	MFF
Trichlorofluoromethane (Freon 11)	ND	2.0	µg/L	1		SW-846 8260D	5/19/25	5/20/25 13:19	MFF
1,2,3-Trichloropropane	ND	2.0	µg/L	1		SW-846 8260D	5/19/25	5/20/25 13:19	MFF
1,2,4-Trimethylbenzene	ND	1.0	µg/L	1		SW-846 8260D	5/19/25	5/20/25 13:19	MFF
1,3,5-Trimethylbenzene	ND	1.0	µg/L	1		SW-846 8260D	5/19/25	5/20/25 13:19	MFF
Vinyl Chloride	ND	2.0	µg/L	1		SW-846 8260D	5/19/25	5/20/25 13:19	MFF
m+p Xylene	ND	2.0	µg/L	1		SW-846 8260D	5/19/25	5/20/25 13:19	MFF
o-Xylene	ND	1.0	µg/L	1		SW-846 8260D	5/19/25	5/20/25 13:19	MFF

Surrogates	% Recovery	Recovery Limits	Flag/Qual	
1,2-Dichloroethane-d4	115	70-130		5/20/25 13:19
Toluene-d8	98.4	70-130		5/20/25 13:19
4-Bromofluorobenzene	91.1	70-130		5/20/25 13:19

Pace Analytical Services, LLC - East Longmeadow, Ma

39 Spruce Street * East Longmeadow, MA 01028 * FAX 413/525-6405 * TEL. 413/525-2332

Project Location: Medfield, MA | Sample Description: | Work Order: 25E1382

Date Received: 5/16/2025

Field Sample #: CD-MW-503 | Sampled: 5/15/2025 12:50

Sample ID: 25E1382-17

Sample Matrix: Ground Water

Volatile Organic Compounds by GC/MS

Analyte	Results	RL	Units	Dilution	Flag/Qual	Method	Date Prepared	Date/Time Analyzed	Analyst
Acetone	ND	10	µg/L	1		SW-846 8260D	5/19/25	5/20/25 13:45	MFF
tert-Amyl Methyl Ether (TAME)	ND	0.50	µg/L	1		SW-846 8260D	5/19/25	5/20/25 13:45	MFF
Benzene	ND	1.0	µg/L	1		SW-846 8260D	5/19/25	5/20/25 13:45	MFF
Bromobenzene	ND	1.0	µg/L	1		SW-846 8260D	5/19/25	5/20/25 13:45	MFF
Bromochloromethane	ND	1.0	µg/L	1		SW-846 8260D	5/19/25	5/20/25 13:45	MFF
Bromodichloromethane	ND	1.0	µg/L	1		SW-846 8260D	5/19/25	5/20/25 13:45	MFF
Bromoform	ND	1.0	µg/L	1		SW-846 8260D	5/19/25	5/20/25 13:45	MFF
Bromomethane	ND	2.0	µg/L	1	V-05	SW-846 8260D	5/19/25	5/20/25 13:45	MFF
2-Butanone (MEK)	ND	10	µg/L	1		SW-846 8260D	5/19/25	5/20/25 13:45	MFF
n-Butylbenzene	ND	1.0	µg/L	1		SW-846 8260D	5/19/25	5/20/25 13:45	MFF
sec-Butylbenzene	ND	1.0	µg/L	1		SW-846 8260D	5/19/25	5/20/25 13:45	MFF
tert-Butylbenzene	ND	1.0	µg/L	1		SW-846 8260D	5/19/25	5/20/25 13:45	MFF
tert-Butyl Ethyl Ether (TBEE)	ND	0.50	µg/L	1		SW-846 8260D	5/19/25	5/20/25 13:45	MFF
Carbon Disulfide	ND	5.0	µg/L	1	RL-07	SW-846 8260D	5/19/25	5/20/25 13:45	MFF
Carbon Tetrachloride	ND	1.0	µg/L	1		SW-846 8260D	5/19/25	5/20/25 13:45	MFF
Chlorobenzene	ND	1.0	µg/L	1		SW-846 8260D	5/19/25	5/20/25 13:45	MFF
Chlorodibromomethane	ND	0.50	µg/L	1		SW-846 8260D	5/19/25	5/20/25 13:45	MFF
Chloroethane	ND	2.0	µg/L	1	V-05	SW-846 8260D	5/19/25	5/20/25 13:45	MFF
Chloroform	ND	2.0	µg/L	1		SW-846 8260D	5/19/25	5/20/25 13:45	MFF
Chloromethane	ND	2.0	µg/L	1		SW-846 8260D	5/19/25	5/20/25 13:45	MFF
2-Chlorotoluene	ND	1.0	µg/L	1		SW-846 8260D	5/19/25	5/20/25 13:45	MFF
4-Chlorotoluene	ND	1.0	µg/L	1		SW-846 8260D	5/19/25	5/20/25 13:45	MFF
1,2-Dibromo-3-chloropropane (DBCP)	ND	2.0	µg/L	1		SW-846 8260D	5/19/25	5/20/25 13:45	MFF
1,2-Dibromoethane (EDB)	ND	0.50	µg/L	1		SW-846 8260D	5/19/25	5/20/25 13:45	MFF
Dibromomethane	ND	1.0	µg/L	1		SW-846 8260D	5/19/25	5/20/25 13:45	MFF
1,2-Dichlorobenzene	ND	1.0	µg/L	1		SW-846 8260D	5/19/25	5/20/25 13:45	MFF
1,3-Dichlorobenzene	ND	1.0	µg/L	1		SW-846 8260D	5/19/25	5/20/25 13:45	MFF
1,4-Dichlorobenzene	ND	1.0	µg/L	1		SW-846 8260D	5/19/25	5/20/25 13:45	MFF
Dichlorodifluoromethane (Freon 12)	ND	2.0	µg/L	1		SW-846 8260D	5/19/25	5/20/25 13:45	MFF
1,1-Dichloroethane	ND	1.0	µg/L	1		SW-846 8260D	5/19/25	5/20/25 13:45	MFF
1,2-Dichloroethane	ND	1.0	µg/L	1		SW-846 8260D	5/19/25	5/20/25 13:45	MFF
1,1-Dichloroethylene	ND	1.0	µg/L	1		SW-846 8260D	5/19/25	5/20/25 13:45	MFF
cis-1,2-Dichloroethylene	1.2	1.0	µg/L	1		SW-846 8260D	5/19/25	5/20/25 13:45	MFF
trans-1,2-Dichloroethylene	ND	1.0	µg/L	1		SW-846 8260D	5/19/25	5/20/25 13:45	MFF
1,2-Dichloropropane	ND	1.0	µg/L	1		SW-846 8260D	5/19/25	5/20/25 13:45	MFF
1,3-Dichloropropane	ND	0.50	µg/L	1		SW-846 8260D	5/19/25	5/20/25 13:45	MFF
2,2-Dichloropropane	ND	1.0	µg/L	1		SW-846 8260D	5/19/25	5/20/25 13:45	MFF
1,1-Dichloropropene	ND	0.50	µg/L	1		SW-846 8260D	5/19/25	5/20/25 13:45	MFF
cis-1,3-Dichloropropene	ND	0.40	µg/L	1		SW-846 8260D	5/19/25	5/20/25 13:45	MFF
trans-1,3-Dichloropropene	ND	0.40	µg/L	1		SW-846 8260D	5/19/25	5/20/25 13:45	MFF
Diethyl Ether	ND	2.0	µg/L	1		SW-846 8260D	5/19/25	5/20/25 13:45	MFF
Diisopropyl Ether (DIPE)	ND	0.50	µg/L	1		SW-846 8260D	5/19/25	5/20/25 13:45	MFF
1,4-Dioxane	ND	50	µg/L	1		SW-846 8260D	5/19/25	5/20/25 13:45	MFF
Ethylbenzene	ND	1.0	µg/L	1		SW-846 8260D	5/19/25	5/20/25 13:45	MFF

Pace Analytical Services, LLC - East Longmeadow, Ma

39 Spruce Street * East Longmeadow, MA 01028 * FAX 413/525-6405 * TEL. 413/525-2332

Project Location: Medfield, MA | Sample Description: | Work Order: 25E1382

Date Received: 5/16/2025

Field Sample #: CD-MW-503 | Sampled: 5/15/2025 12:50

Sample ID: 25E1382-17

Sample Matrix: Ground Water

Volatile Organic Compounds by GC/MS

Analyte	Results	RL	Units	Dilution	Flag/Qual	Method	Date Prepared	Date/Time Analyzed	Analyst
Hexachlorobutadiene	ND	0.60	µg/L	1		SW-846 8260D	5/19/25	5/20/25 13:45	MFF
2-Hexanone (MBK)	ND	10	µg/L	1		SW-846 8260D	5/19/25	5/20/25 13:45	MFF
Isopropylbenzene (Cumene)	ND	1.0	µg/L	1		SW-846 8260D	5/19/25	5/20/25 13:45	MFF
p-Isopropyltoluene (p-Cymene)	ND	1.0	µg/L	1		SW-846 8260D	5/19/25	5/20/25 13:45	MFF
Methyl tert-Butyl Ether (MTBE)	ND	1.0	µg/L	1		SW-846 8260D	5/19/25	5/20/25 13:45	MFF
Methylene Chloride	ND	5.0	µg/L	1	RL-07	SW-846 8260D	5/19/25	5/20/25 13:45	MFF
4-Methyl-2-pentanone (MIBK)	ND	10	µg/L	1		SW-846 8260D	5/19/25	5/20/25 13:45	MFF
Naphthalene	ND	2.0	µg/L	1		SW-846 8260D	5/19/25	5/20/25 13:45	MFF
n-Propylbenzene	ND	1.0	µg/L	1		SW-846 8260D	5/19/25	5/20/25 13:45	MFF
Styrene	ND	1.0	µg/L	1		SW-846 8260D	5/19/25	5/20/25 13:45	MFF
1,1,1,2-Tetrachloroethane	ND	1.0	µg/L	1		SW-846 8260D	5/19/25	5/20/25 13:45	MFF
1,1,2,2-Tetrachloroethane	ND	0.50	µg/L	1		SW-846 8260D	5/19/25	5/20/25 13:45	MFF
Tetrachloroethylene	ND	1.0	µg/L	1		SW-846 8260D	5/19/25	5/20/25 13:45	MFF
Tetrahydrofuran	ND	2.0	µg/L	1		SW-846 8260D	5/19/25	5/20/25 13:45	MFF
Toluene	ND	1.0	µg/L	1		SW-846 8260D	5/19/25	5/20/25 13:45	MFF
1,2,3-Trichlorobenzene	ND	2.0	µg/L	1		SW-846 8260D	5/19/25	5/20/25 13:45	MFF
1,2,4-Trichlorobenzene	ND	1.0	µg/L	1		SW-846 8260D	5/19/25	5/20/25 13:45	MFF
1,1,1-Trichloroethane	ND	1.0	µg/L	1		SW-846 8260D	5/19/25	5/20/25 13:45	MFF
1,1,2-Trichloroethane	ND	1.0	µg/L	1		SW-846 8260D	5/19/25	5/20/25 13:45	MFF
Trichloroethylene	ND	1.0	µg/L	1		SW-846 8260D	5/19/25	5/20/25 13:45	MFF
Trichlorofluoromethane (Freon 11)	ND	2.0	µg/L	1		SW-846 8260D	5/19/25	5/20/25 13:45	MFF
1,2,3-Trichloropropane	ND	2.0	µg/L	1		SW-846 8260D	5/19/25	5/20/25 13:45	MFF
1,2,4-Trimethylbenzene	ND	1.0	µg/L	1		SW-846 8260D	5/19/25	5/20/25 13:45	MFF
1,3,5-Trimethylbenzene	ND	1.0	µg/L	1		SW-846 8260D	5/19/25	5/20/25 13:45	MFF
Vinyl Chloride	ND	2.0	µg/L	1		SW-846 8260D	5/19/25	5/20/25 13:45	MFF
m+p Xylene	ND	2.0	µg/L	1		SW-846 8260D	5/19/25	5/20/25 13:45	MFF
o-Xylene	ND	1.0	µg/L	1		SW-846 8260D	5/19/25	5/20/25 13:45	MFF

Surrogates	% Recovery	Recovery Limits	Flag/Qual	
1,2-Dichloroethane-d4	113	70-130		5/20/25 13:45
Toluene-d8	96.4	70-130		5/20/25 13:45
4-Bromofluorobenzene	89.1	70-130		5/20/25 13:45

Pace Analytical Services, LLC - East Longmeadow, Ma

39 Spruce Street * East Longmeadow, MA 01028 * FAX 413/525-6405 * TEL. 413/525-2332

Project Location: Medfield, MA | Sample Description: | Work Order: 25E1382

Date Received: 5/16/2025

Field Sample #: CD-MW-605 | Sampled: 5/15/2025 14:05

Sample ID: 25E1382-18

Sample Matrix: Ground Water

Volatile Organic Compounds by GC/MS

Analyte	Results	RL	Units	Dilution	Flag/Qual	Method	Date Prepared	Date/Time Analyzed	Analyst
Acetone	ND	10	µg/L	1		SW-846 8260D	5/19/25	5/20/25 18:13	MFF
tert-Amyl Methyl Ether (TAME)	ND	0.50	µg/L	1		SW-846 8260D	5/19/25	5/20/25 18:13	MFF
Benzene	ND	1.0	µg/L	1		SW-846 8260D	5/19/25	5/20/25 18:13	MFF
Bromobenzene	ND	1.0	µg/L	1		SW-846 8260D	5/19/25	5/20/25 18:13	MFF
Bromochloromethane	ND	1.0	µg/L	1		SW-846 8260D	5/19/25	5/20/25 18:13	MFF
Bromodichloromethane	ND	1.0	µg/L	1		SW-846 8260D	5/19/25	5/20/25 18:13	MFF
Bromoform	ND	1.0	µg/L	1		SW-846 8260D	5/19/25	5/20/25 18:13	MFF
Bromomethane	ND	2.0	µg/L	1	V-05	SW-846 8260D	5/19/25	5/20/25 18:13	MFF
2-Butanone (MEK)	ND	10	µg/L	1		SW-846 8260D	5/19/25	5/20/25 18:13	MFF
n-Butylbenzene	ND	1.0	µg/L	1		SW-846 8260D	5/19/25	5/20/25 18:13	MFF
sec-Butylbenzene	ND	1.0	µg/L	1		SW-846 8260D	5/19/25	5/20/25 18:13	MFF
tert-Butylbenzene	ND	1.0	µg/L	1		SW-846 8260D	5/19/25	5/20/25 18:13	MFF
tert-Butyl Ethyl Ether (TBEE)	ND	0.50	µg/L	1		SW-846 8260D	5/19/25	5/20/25 18:13	MFF
Carbon Disulfide	ND	5.0	µg/L	1	RL-07	SW-846 8260D	5/19/25	5/20/25 18:13	MFF
Carbon Tetrachloride	ND	1.0	µg/L	1		SW-846 8260D	5/19/25	5/20/25 18:13	MFF
Chlorobenzene	ND	1.0	µg/L	1		SW-846 8260D	5/19/25	5/20/25 18:13	MFF
Chlorodibromomethane	ND	0.50	µg/L	1		SW-846 8260D	5/19/25	5/20/25 18:13	MFF
Chloroethane	ND	2.0	µg/L	1	V-05	SW-846 8260D	5/19/25	5/20/25 18:13	MFF
Chloroform	ND	2.0	µg/L	1		SW-846 8260D	5/19/25	5/20/25 18:13	MFF
Chloromethane	ND	2.0	µg/L	1		SW-846 8260D	5/19/25	5/20/25 18:13	MFF
2-Chlorotoluene	ND	1.0	µg/L	1		SW-846 8260D	5/19/25	5/20/25 18:13	MFF
4-Chlorotoluene	ND	1.0	µg/L	1		SW-846 8260D	5/19/25	5/20/25 18:13	MFF
1,2-Dibromo-3-chloropropane (DBCP)	ND	2.0	µg/L	1		SW-846 8260D	5/19/25	5/20/25 18:13	MFF
1,2-Dibromoethane (EDB)	ND	0.50	µg/L	1		SW-846 8260D	5/19/25	5/20/25 18:13	MFF
Dibromomethane	ND	1.0	µg/L	1		SW-846 8260D	5/19/25	5/20/25 18:13	MFF
1,2-Dichlorobenzene	ND	1.0	µg/L	1		SW-846 8260D	5/19/25	5/20/25 18:13	MFF
1,3-Dichlorobenzene	ND	1.0	µg/L	1		SW-846 8260D	5/19/25	5/20/25 18:13	MFF
1,4-Dichlorobenzene	ND	1.0	µg/L	1		SW-846 8260D	5/19/25	5/20/25 18:13	MFF
Dichlorodifluoromethane (Freon 12)	ND	2.0	µg/L	1		SW-846 8260D	5/19/25	5/20/25 18:13	MFF
1,1-Dichloroethane	ND	1.0	µg/L	1		SW-846 8260D	5/19/25	5/20/25 18:13	MFF
1,2-Dichloroethane	ND	1.0	µg/L	1		SW-846 8260D	5/19/25	5/20/25 18:13	MFF
1,1-Dichloroethylene	ND	1.0	µg/L	1		SW-846 8260D	5/19/25	5/20/25 18:13	MFF
cis-1,2-Dichloroethylene	1.3	1.0	µg/L	1		SW-846 8260D	5/19/25	5/20/25 18:13	MFF
trans-1,2-Dichloroethylene	ND	1.0	µg/L	1		SW-846 8260D	5/19/25	5/20/25 18:13	MFF
1,2-Dichloropropane	ND	1.0	µg/L	1		SW-846 8260D	5/19/25	5/20/25 18:13	MFF
1,3-Dichloropropane	ND	0.50	µg/L	1		SW-846 8260D	5/19/25	5/20/25 18:13	MFF
2,2-Dichloropropane	ND	1.0	µg/L	1		SW-846 8260D	5/19/25	5/20/25 18:13	MFF
1,1-Dichloropropene	ND	0.50	µg/L	1		SW-846 8260D	5/19/25	5/20/25 18:13	MFF
cis-1,3-Dichloropropene	ND	0.40	µg/L	1		SW-846 8260D	5/19/25	5/20/25 18:13	MFF
trans-1,3-Dichloropropene	ND	0.40	µg/L	1		SW-846 8260D	5/19/25	5/20/25 18:13	MFF
Diethyl Ether	ND	2.0	µg/L	1		SW-846 8260D	5/19/25	5/20/25 18:13	MFF
Diisopropyl Ether (DIPE)	ND	0.50	µg/L	1		SW-846 8260D	5/19/25	5/20/25 18:13	MFF
1,4-Dioxane	ND	50	µg/L	1		SW-846 8260D	5/19/25	5/20/25 18:13	MFF
Ethylbenzene	ND	1.0	µg/L	1		SW-846 8260D	5/19/25	5/20/25 18:13	MFF

Pace Analytical Services, LLC - East Longmeadow, Ma

39 Spruce Street * East Longmeadow, MA 01028 * FAX 413/525-6405 * TEL. 413/525-2332

Project Location: Medfield, MA | Sample Description: | Work Order: 25E1382

Date Received: 5/16/2025

Field Sample #: CD-MW-605 | Sampled: 5/15/2025 14:05

Sample ID: 25E1382-18

Sample Matrix: Ground Water

Volatile Organic Compounds by GC/MS

Analyte	Results	RL	Units	Dilution	Flag/Qual	Method	Date Prepared	Date/Time Analyzed	Analyst
Hexachlorobutadiene	ND	0.60	µg/L	1		SW-846 8260D	5/19/25	5/20/25 18:13	MFF
2-Hexanone (MBK)	ND	10	µg/L	1		SW-846 8260D	5/19/25	5/20/25 18:13	MFF
Isopropylbenzene (Cumene)	ND	1.0	µg/L	1		SW-846 8260D	5/19/25	5/20/25 18:13	MFF
p-Isopropyltoluene (p-Cymene)	ND	1.0	µg/L	1		SW-846 8260D	5/19/25	5/20/25 18:13	MFF
Methyl tert-Butyl Ether (MTBE)	ND	1.0	µg/L	1		SW-846 8260D	5/19/25	5/20/25 18:13	MFF
Methylene Chloride	ND	5.0	µg/L	1	RL-07	SW-846 8260D	5/19/25	5/20/25 18:13	MFF
4-Methyl-2-pentanone (MIBK)	ND	10	µg/L	1		SW-846 8260D	5/19/25	5/20/25 18:13	MFF
Naphthalene	ND	2.0	µg/L	1		SW-846 8260D	5/19/25	5/20/25 18:13	MFF
n-Propylbenzene	ND	1.0	µg/L	1		SW-846 8260D	5/19/25	5/20/25 18:13	MFF
Styrene	ND	1.0	µg/L	1		SW-846 8260D	5/19/25	5/20/25 18:13	MFF
1,1,1,2-Tetrachloroethane	ND	1.0	µg/L	1		SW-846 8260D	5/19/25	5/20/25 18:13	MFF
1,1,2,2-Tetrachloroethane	ND	0.50	µg/L	1		SW-846 8260D	5/19/25	5/20/25 18:13	MFF
Tetrachloroethylene	1.8	1.0	µg/L	1		SW-846 8260D	5/19/25	5/20/25 18:13	MFF
Tetrahydrofuran	ND	2.0	µg/L	1		SW-846 8260D	5/19/25	5/20/25 18:13	MFF
Toluene	ND	1.0	µg/L	1		SW-846 8260D	5/19/25	5/20/25 18:13	MFF
1,2,3-Trichlorobenzene	ND	2.0	µg/L	1		SW-846 8260D	5/19/25	5/20/25 18:13	MFF
1,2,4-Trichlorobenzene	ND	1.0	µg/L	1		SW-846 8260D	5/19/25	5/20/25 18:13	MFF
1,1,1-Trichloroethane	ND	1.0	µg/L	1		SW-846 8260D	5/19/25	5/20/25 18:13	MFF
1,1,2-Trichloroethane	ND	1.0	µg/L	1		SW-846 8260D	5/19/25	5/20/25 18:13	MFF
Trichloroethylene	1.1	1.0	µg/L	1		SW-846 8260D	5/19/25	5/20/25 18:13	MFF
Trichlorofluoromethane (Freon 11)	ND	2.0	µg/L	1		SW-846 8260D	5/19/25	5/20/25 18:13	MFF
1,2,3-Trichloropropane	ND	2.0	µg/L	1		SW-846 8260D	5/19/25	5/20/25 18:13	MFF
1,2,4-Trimethylbenzene	ND	1.0	µg/L	1		SW-846 8260D	5/19/25	5/20/25 18:13	MFF
1,3,5-Trimethylbenzene	ND	1.0	µg/L	1		SW-846 8260D	5/19/25	5/20/25 18:13	MFF
Vinyl Chloride	ND	2.0	µg/L	1		SW-846 8260D	5/19/25	5/20/25 18:13	MFF
m+p Xylene	ND	2.0	µg/L	1		SW-846 8260D	5/19/25	5/20/25 18:13	MFF
o-Xylene	ND	1.0	µg/L	1		SW-846 8260D	5/19/25	5/20/25 18:13	MFF

Surrogates	% Recovery	Recovery Limits	Flag/Qual	
1,2-Dichloroethane-d4	116	70-130		5/20/25 18:13
Toluene-d8	99.0	70-130		5/20/25 18:13
4-Bromofluorobenzene	90.2	70-130		5/20/25 18:13

Pace Analytical Services, LLC - East Longmeadow, Ma

39 Spruce Street * East Longmeadow, MA 01028 * FAX 413/525-6405 * TEL. 413/525-2332

Project Location: Medfield, MA | Sample Description: | Work Order: 25E1382

Date Received: 5/16/2025

Field Sample #: CD-MW-505 | Sampled: 5/15/2025 12:01

Sample ID: 25E1382-19

Sample Matrix: Ground Water

Volatile Organic Compounds by GC/MS

Analyte	Results	RL	Units	Dilution	Flag/Qual	Method	Date Prepared	Date/Time Analyzed	Analyst
Acetone	ND	10	µg/L	1		SW-846 8260D	5/19/25	5/20/25 14:12	MFF
tert-Amyl Methyl Ether (TAME)	ND	0.50	µg/L	1		SW-846 8260D	5/19/25	5/20/25 14:12	MFF
Benzene	ND	1.0	µg/L	1		SW-846 8260D	5/19/25	5/20/25 14:12	MFF
Bromobenzene	ND	1.0	µg/L	1		SW-846 8260D	5/19/25	5/20/25 14:12	MFF
Bromochloromethane	ND	1.0	µg/L	1		SW-846 8260D	5/19/25	5/20/25 14:12	MFF
Bromodichloromethane	ND	1.0	µg/L	1		SW-846 8260D	5/19/25	5/20/25 14:12	MFF
Bromoform	ND	1.0	µg/L	1		SW-846 8260D	5/19/25	5/20/25 14:12	MFF
Bromomethane	ND	2.0	µg/L	1	V-05	SW-846 8260D	5/19/25	5/20/25 14:12	MFF
2-Butanone (MEK)	ND	10	µg/L	1		SW-846 8260D	5/19/25	5/20/25 14:12	MFF
n-Butylbenzene	ND	1.0	µg/L	1		SW-846 8260D	5/19/25	5/20/25 14:12	MFF
sec-Butylbenzene	ND	1.0	µg/L	1		SW-846 8260D	5/19/25	5/20/25 14:12	MFF
tert-Butylbenzene	ND	1.0	µg/L	1		SW-846 8260D	5/19/25	5/20/25 14:12	MFF
tert-Butyl Ethyl Ether (TBEE)	ND	0.50	µg/L	1		SW-846 8260D	5/19/25	5/20/25 14:12	MFF
Carbon Disulfide	ND	5.0	µg/L	1	RL-07	SW-846 8260D	5/19/25	5/20/25 14:12	MFF
Carbon Tetrachloride	ND	1.0	µg/L	1		SW-846 8260D	5/19/25	5/20/25 14:12	MFF
Chlorobenzene	ND	1.0	µg/L	1		SW-846 8260D	5/19/25	5/20/25 14:12	MFF
Chlorodibromomethane	ND	0.50	µg/L	1		SW-846 8260D	5/19/25	5/20/25 14:12	MFF
Chloroethane	ND	2.0	µg/L	1	V-05	SW-846 8260D	5/19/25	5/20/25 14:12	MFF
Chloroform	ND	2.0	µg/L	1		SW-846 8260D	5/19/25	5/20/25 14:12	MFF
Chloromethane	ND	2.0	µg/L	1		SW-846 8260D	5/19/25	5/20/25 14:12	MFF
2-Chlorotoluene	ND	1.0	µg/L	1		SW-846 8260D	5/19/25	5/20/25 14:12	MFF
4-Chlorotoluene	ND	1.0	µg/L	1		SW-846 8260D	5/19/25	5/20/25 14:12	MFF
1,2-Dibromo-3-chloropropane (DBCP)	ND	2.0	µg/L	1		SW-846 8260D	5/19/25	5/20/25 14:12	MFF
1,2-Dibromoethane (EDB)	ND	0.50	µg/L	1		SW-846 8260D	5/19/25	5/20/25 14:12	MFF
Dibromomethane	ND	1.0	µg/L	1		SW-846 8260D	5/19/25	5/20/25 14:12	MFF
1,2-Dichlorobenzene	ND	1.0	µg/L	1		SW-846 8260D	5/19/25	5/20/25 14:12	MFF
1,3-Dichlorobenzene	ND	1.0	µg/L	1		SW-846 8260D	5/19/25	5/20/25 14:12	MFF
1,4-Dichlorobenzene	ND	1.0	µg/L	1		SW-846 8260D	5/19/25	5/20/25 14:12	MFF
Dichlorodifluoromethane (Freon 12)	ND	2.0	µg/L	1		SW-846 8260D	5/19/25	5/20/25 14:12	MFF
1,1-Dichloroethane	ND	1.0	µg/L	1		SW-846 8260D	5/19/25	5/20/25 14:12	MFF
1,2-Dichloroethane	ND	1.0	µg/L	1		SW-846 8260D	5/19/25	5/20/25 14:12	MFF
1,1-Dichloroethylene	ND	1.0	µg/L	1		SW-846 8260D	5/19/25	5/20/25 14:12	MFF
cis-1,2-Dichloroethylene	1.7	1.0	µg/L	1		SW-846 8260D	5/19/25	5/20/25 14:12	MFF
trans-1,2-Dichloroethylene	ND	1.0	µg/L	1		SW-846 8260D	5/19/25	5/20/25 14:12	MFF
1,2-Dichloropropane	ND	1.0	µg/L	1		SW-846 8260D	5/19/25	5/20/25 14:12	MFF
1,3-Dichloropropane	ND	0.50	µg/L	1		SW-846 8260D	5/19/25	5/20/25 14:12	MFF
2,2-Dichloropropane	ND	1.0	µg/L	1		SW-846 8260D	5/19/25	5/20/25 14:12	MFF
1,1-Dichloropropene	ND	0.50	µg/L	1		SW-846 8260D	5/19/25	5/20/25 14:12	MFF
cis-1,3-Dichloropropene	ND	0.40	µg/L	1		SW-846 8260D	5/19/25	5/20/25 14:12	MFF
trans-1,3-Dichloropropene	ND	0.40	µg/L	1		SW-846 8260D	5/19/25	5/20/25 14:12	MFF
Diethyl Ether	ND	2.0	µg/L	1		SW-846 8260D	5/19/25	5/20/25 14:12	MFF
Diisopropyl Ether (DIPE)	ND	0.50	µg/L	1		SW-846 8260D	5/19/25	5/20/25 14:12	MFF
1,4-Dioxane	ND	50	µg/L	1		SW-846 8260D	5/19/25	5/20/25 14:12	MFF
Ethylbenzene	ND	1.0	µg/L	1		SW-846 8260D	5/19/25	5/20/25 14:12	MFF

Pace Analytical Services, LLC - East Longmeadow, Ma

39 Spruce Street * East Longmeadow, MA 01028 * FAX 413/525-6405 * TEL. 413/525-2332

Project Location: Medfield, MA | Sample Description: | Work Order: 25E1382

Date Received: 5/16/2025

Field Sample #: CD-MW-505 | Sampled: 5/15/2025 12:01

Sample ID: 25E1382-19

Sample Matrix: Ground Water

Volatile Organic Compounds by GC/MS

Analyte	Results	RL	Units	Dilution	Flag/Qual	Method	Date Prepared	Date/Time Analyzed	Analyst
Hexachlorobutadiene	ND	0.60	µg/L	1		SW-846 8260D	5/19/25	5/20/25 14:12	MFF
2-Hexanone (MBK)	ND	10	µg/L	1		SW-846 8260D	5/19/25	5/20/25 14:12	MFF
Isopropylbenzene (Cumene)	ND	1.0	µg/L	1		SW-846 8260D	5/19/25	5/20/25 14:12	MFF
p-Isopropyltoluene (p-Cymene)	ND	1.0	µg/L	1		SW-846 8260D	5/19/25	5/20/25 14:12	MFF
Methyl tert-Butyl Ether (MTBE)	ND	1.0	µg/L	1		SW-846 8260D	5/19/25	5/20/25 14:12	MFF
Methylene Chloride	ND	5.0	µg/L	1	RL-07	SW-846 8260D	5/19/25	5/20/25 14:12	MFF
4-Methyl-2-pentanone (MIBK)	ND	10	µg/L	1		SW-846 8260D	5/19/25	5/20/25 14:12	MFF
Naphthalene	ND	2.0	µg/L	1		SW-846 8260D	5/19/25	5/20/25 14:12	MFF
n-Propylbenzene	ND	1.0	µg/L	1		SW-846 8260D	5/19/25	5/20/25 14:12	MFF
Styrene	ND	1.0	µg/L	1		SW-846 8260D	5/19/25	5/20/25 14:12	MFF
1,1,1,2-Tetrachloroethane	ND	1.0	µg/L	1		SW-846 8260D	5/19/25	5/20/25 14:12	MFF
1,1,2,2-Tetrachloroethane	ND	0.50	µg/L	1		SW-846 8260D	5/19/25	5/20/25 14:12	MFF
Tetrachloroethylene	ND	1.0	µg/L	1		SW-846 8260D	5/19/25	5/20/25 14:12	MFF
Tetrahydrofuran	ND	2.0	µg/L	1		SW-846 8260D	5/19/25	5/20/25 14:12	MFF
Toluene	ND	1.0	µg/L	1		SW-846 8260D	5/19/25	5/20/25 14:12	MFF
1,2,3-Trichlorobenzene	ND	2.0	µg/L	1		SW-846 8260D	5/19/25	5/20/25 14:12	MFF
1,2,4-Trichlorobenzene	ND	1.0	µg/L	1		SW-846 8260D	5/19/25	5/20/25 14:12	MFF
1,1,1-Trichloroethane	ND	1.0	µg/L	1		SW-846 8260D	5/19/25	5/20/25 14:12	MFF
1,1,2-Trichloroethane	ND	1.0	µg/L	1		SW-846 8260D	5/19/25	5/20/25 14:12	MFF
Trichloroethylene	1.5	1.0	µg/L	1		SW-846 8260D	5/19/25	5/20/25 14:12	MFF
Trichlorofluoromethane (Freon 11)	ND	2.0	µg/L	1		SW-846 8260D	5/19/25	5/20/25 14:12	MFF
1,2,3-Trichloropropane	ND	2.0	µg/L	1		SW-846 8260D	5/19/25	5/20/25 14:12	MFF
1,2,4-Trimethylbenzene	ND	1.0	µg/L	1		SW-846 8260D	5/19/25	5/20/25 14:12	MFF
1,3,5-Trimethylbenzene	ND	1.0	µg/L	1		SW-846 8260D	5/19/25	5/20/25 14:12	MFF
Vinyl Chloride	ND	2.0	µg/L	1		SW-846 8260D	5/19/25	5/20/25 14:12	MFF
m+p Xylene	ND	2.0	µg/L	1		SW-846 8260D	5/19/25	5/20/25 14:12	MFF
o-Xylene	ND	1.0	µg/L	1		SW-846 8260D	5/19/25	5/20/25 14:12	MFF

Surrogates	% Recovery	Recovery Limits	Flag/Qual	
1,2-Dichloroethane-d4	117	70-130		5/20/25 14:12
Toluene-d8	98.9	70-130		5/20/25 14:12
4-Bromofluorobenzene	90.2	70-130		5/20/25 14:12

Pace Analytical Services, LLC - East Longmeadow, Ma

39 Spruce Street * East Longmeadow, MA 01028 * FAX 413/525-6405 * TEL. 413/525-2332

Project Location: Medfield, MA | Sample Description: | Work Order: 25E1382

Date Received: 5/16/2025

Field Sample #: CD-MW-504 | Sampled: 5/15/2025 12:31

Sample ID: 25E1382-20

Sample Matrix: Ground Water

Volatile Organic Compounds by GC/MS

Analyte	Results	RL	Units	Dilution	Flag/Qual	Method	Date Prepared	Date/Time Analyzed	Analyst
Acetone	ND	10	µg/L	1		SW-846 8260D	5/19/25	5/20/25 14:39	MFF
tert-Amyl Methyl Ether (TAME)	ND	0.50	µg/L	1		SW-846 8260D	5/19/25	5/20/25 14:39	MFF
Benzene	ND	1.0	µg/L	1		SW-846 8260D	5/19/25	5/20/25 14:39	MFF
Bromobenzene	ND	1.0	µg/L	1		SW-846 8260D	5/19/25	5/20/25 14:39	MFF
Bromochloromethane	ND	1.0	µg/L	1		SW-846 8260D	5/19/25	5/20/25 14:39	MFF
Bromodichloromethane	ND	1.0	µg/L	1		SW-846 8260D	5/19/25	5/20/25 14:39	MFF
Bromoform	ND	1.0	µg/L	1		SW-846 8260D	5/19/25	5/20/25 14:39	MFF
Bromomethane	ND	2.0	µg/L	1	V-05	SW-846 8260D	5/19/25	5/20/25 14:39	MFF
2-Butanone (MEK)	ND	10	µg/L	1		SW-846 8260D	5/19/25	5/20/25 14:39	MFF
n-Butylbenzene	ND	1.0	µg/L	1		SW-846 8260D	5/19/25	5/20/25 14:39	MFF
sec-Butylbenzene	ND	1.0	µg/L	1		SW-846 8260D	5/19/25	5/20/25 14:39	MFF
tert-Butylbenzene	ND	1.0	µg/L	1		SW-846 8260D	5/19/25	5/20/25 14:39	MFF
tert-Butyl Ethyl Ether (TBEE)	ND	0.50	µg/L	1		SW-846 8260D	5/19/25	5/20/25 14:39	MFF
Carbon Disulfide	ND	5.0	µg/L	1	RL-07	SW-846 8260D	5/19/25	5/20/25 14:39	MFF
Carbon Tetrachloride	ND	1.0	µg/L	1		SW-846 8260D	5/19/25	5/20/25 14:39	MFF
Chlorobenzene	ND	1.0	µg/L	1		SW-846 8260D	5/19/25	5/20/25 14:39	MFF
Chlorodibromomethane	ND	0.50	µg/L	1		SW-846 8260D	5/19/25	5/20/25 14:39	MFF
Chloroethane	ND	2.0	µg/L	1	V-05	SW-846 8260D	5/19/25	5/20/25 14:39	MFF
Chloroform	ND	2.0	µg/L	1		SW-846 8260D	5/19/25	5/20/25 14:39	MFF
Chloromethane	ND	2.0	µg/L	1		SW-846 8260D	5/19/25	5/20/25 14:39	MFF
2-Chlorotoluene	ND	1.0	µg/L	1		SW-846 8260D	5/19/25	5/20/25 14:39	MFF
4-Chlorotoluene	ND	1.0	µg/L	1		SW-846 8260D	5/19/25	5/20/25 14:39	MFF
1,2-Dibromo-3-chloropropane (DBCP)	ND	2.0	µg/L	1		SW-846 8260D	5/19/25	5/20/25 14:39	MFF
1,2-Dibromoethane (EDB)	ND	0.50	µg/L	1		SW-846 8260D	5/19/25	5/20/25 14:39	MFF
Dibromomethane	ND	1.0	µg/L	1		SW-846 8260D	5/19/25	5/20/25 14:39	MFF
1,2-Dichlorobenzene	ND	1.0	µg/L	1		SW-846 8260D	5/19/25	5/20/25 14:39	MFF
1,3-Dichlorobenzene	ND	1.0	µg/L	1		SW-846 8260D	5/19/25	5/20/25 14:39	MFF
1,4-Dichlorobenzene	ND	1.0	µg/L	1		SW-846 8260D	5/19/25	5/20/25 14:39	MFF
Dichlorodifluoromethane (Freon 12)	ND	2.0	µg/L	1		SW-846 8260D	5/19/25	5/20/25 14:39	MFF
1,1-Dichloroethane	ND	1.0	µg/L	1		SW-846 8260D	5/19/25	5/20/25 14:39	MFF
1,2-Dichloroethane	ND	1.0	µg/L	1		SW-846 8260D	5/19/25	5/20/25 14:39	MFF
1,1-Dichloroethylene	ND	1.0	µg/L	1		SW-846 8260D	5/19/25	5/20/25 14:39	MFF
cis-1,2-Dichloroethylene	1.1	1.0	µg/L	1		SW-846 8260D	5/19/25	5/20/25 14:39	MFF
trans-1,2-Dichloroethylene	ND	1.0	µg/L	1		SW-846 8260D	5/19/25	5/20/25 14:39	MFF
1,2-Dichloropropane	ND	1.0	µg/L	1		SW-846 8260D	5/19/25	5/20/25 14:39	MFF
1,3-Dichloropropane	ND	0.50	µg/L	1		SW-846 8260D	5/19/25	5/20/25 14:39	MFF
2,2-Dichloropropane	ND	1.0	µg/L	1		SW-846 8260D	5/19/25	5/20/25 14:39	MFF
1,1-Dichloropropene	ND	0.50	µg/L	1		SW-846 8260D	5/19/25	5/20/25 14:39	MFF
cis-1,3-Dichloropropene	ND	0.40	µg/L	1		SW-846 8260D	5/19/25	5/20/25 14:39	MFF
trans-1,3-Dichloropropene	ND	0.40	µg/L	1		SW-846 8260D	5/19/25	5/20/25 14:39	MFF
Diethyl Ether	ND	2.0	µg/L	1		SW-846 8260D	5/19/25	5/20/25 14:39	MFF
Diisopropyl Ether (DIPE)	ND	0.50	µg/L	1		SW-846 8260D	5/19/25	5/20/25 14:39	MFF
1,4-Dioxane	ND	50	µg/L	1		SW-846 8260D	5/19/25	5/20/25 14:39	MFF
Ethylbenzene	ND	1.0	µg/L	1		SW-846 8260D	5/19/25	5/20/25 14:39	MFF

Pace Analytical Services, LLC - East Longmeadow, Ma

39 Spruce Street * East Longmeadow, MA 01028 * FAX 413/525-6405 * TEL. 413/525-2332

Project Location: Medfield, MA | Sample Description: | Work Order: 25E1382

Date Received: 5/16/2025

Field Sample #: CD-MW-504 | Sampled: 5/15/2025 12:31

Sample ID: 25E1382-20

Sample Matrix: Ground Water

Volatile Organic Compounds by GC/MS

Analyte	Results	RL	Units	Dilution	Flag/Qual	Method	Date Prepared	Date/Time Analyzed	Analyst
Hexachlorobutadiene	ND	0.60	µg/L	1		SW-846 8260D	5/19/25	5/20/25 14:39	MFF
2-Hexanone (MBK)	ND	10	µg/L	1		SW-846 8260D	5/19/25	5/20/25 14:39	MFF
Isopropylbenzene (Cumene)	ND	1.0	µg/L	1		SW-846 8260D	5/19/25	5/20/25 14:39	MFF
p-Isopropyltoluene (p-Cymene)	ND	1.0	µg/L	1		SW-846 8260D	5/19/25	5/20/25 14:39	MFF
Methyl tert-Butyl Ether (MTBE)	ND	1.0	µg/L	1		SW-846 8260D	5/19/25	5/20/25 14:39	MFF
Methylene Chloride	ND	5.0	µg/L	1	RL-07	SW-846 8260D	5/19/25	5/20/25 14:39	MFF
4-Methyl-2-pentanone (MIBK)	ND	10	µg/L	1		SW-846 8260D	5/19/25	5/20/25 14:39	MFF
Naphthalene	ND	2.0	µg/L	1		SW-846 8260D	5/19/25	5/20/25 14:39	MFF
n-Propylbenzene	ND	1.0	µg/L	1		SW-846 8260D	5/19/25	5/20/25 14:39	MFF
Styrene	ND	1.0	µg/L	1		SW-846 8260D	5/19/25	5/20/25 14:39	MFF
1,1,1,2-Tetrachloroethane	ND	1.0	µg/L	1		SW-846 8260D	5/19/25	5/20/25 14:39	MFF
1,1,2,2-Tetrachloroethane	ND	0.50	µg/L	1		SW-846 8260D	5/19/25	5/20/25 14:39	MFF
Tetrachloroethylene	ND	1.0	µg/L	1		SW-846 8260D	5/19/25	5/20/25 14:39	MFF
Tetrahydrofuran	ND	2.0	µg/L	1		SW-846 8260D	5/19/25	5/20/25 14:39	MFF
Toluene	ND	1.0	µg/L	1		SW-846 8260D	5/19/25	5/20/25 14:39	MFF
1,2,3-Trichlorobenzene	ND	2.0	µg/L	1		SW-846 8260D	5/19/25	5/20/25 14:39	MFF
1,2,4-Trichlorobenzene	ND	1.0	µg/L	1		SW-846 8260D	5/19/25	5/20/25 14:39	MFF
1,1,1-Trichloroethane	ND	1.0	µg/L	1		SW-846 8260D	5/19/25	5/20/25 14:39	MFF
1,1,2-Trichloroethane	ND	1.0	µg/L	1		SW-846 8260D	5/19/25	5/20/25 14:39	MFF
Trichloroethylene	ND	1.0	µg/L	1		SW-846 8260D	5/19/25	5/20/25 14:39	MFF
Trichlorofluoromethane (Freon 11)	ND	2.0	µg/L	1		SW-846 8260D	5/19/25	5/20/25 14:39	MFF
1,2,3-Trichloropropane	ND	2.0	µg/L	1		SW-846 8260D	5/19/25	5/20/25 14:39	MFF
1,2,4-Trimethylbenzene	ND	1.0	µg/L	1		SW-846 8260D	5/19/25	5/20/25 14:39	MFF
1,3,5-Trimethylbenzene	ND	1.0	µg/L	1		SW-846 8260D	5/19/25	5/20/25 14:39	MFF
Vinyl Chloride	ND	2.0	µg/L	1		SW-846 8260D	5/19/25	5/20/25 14:39	MFF
m+p Xylene	ND	2.0	µg/L	1		SW-846 8260D	5/19/25	5/20/25 14:39	MFF
o-Xylene	ND	1.0	µg/L	1		SW-846 8260D	5/19/25	5/20/25 14:39	MFF

Surrogates	% Recovery	Recovery Limits	Flag/Qual	
1,2-Dichloroethane-d4	116	70-130		5/20/25 14:39
Toluene-d8	99.5	70-130		5/20/25 14:39
4-Bromofluorobenzene	91.3	70-130		5/20/25 14:39

Pace Analytical Services, LLC - East Longmeadow, Ma

39 Spruce Street * East Longmeadow, MA 01028 * FAX 413/525-6405 * TEL. 413/525-2332

Project Location: Medfield, MA | Sample Description: | Work Order: 25E1382

Date Received: 5/16/2025

Field Sample #: SPD-MW-500 | Sampled: 5/15/2025 10:01

Sample ID: 25E1382-21

Sample Matrix: Ground Water

Volatile Organic Compounds by GC/MS

Analyte	Results	RL	Units	Dilution	Flag/Qual	Method	Date Prepared	Date/Time Analyzed	Analyst
Acetone	ND	10	µg/L	1		SW-846 8260D	5/19/25	5/20/25 15:06	MFF
tert-Amyl Methyl Ether (TAME)	ND	0.50	µg/L	1		SW-846 8260D	5/19/25	5/20/25 15:06	MFF
Benzene	ND	1.0	µg/L	1		SW-846 8260D	5/19/25	5/20/25 15:06	MFF
Bromobenzene	ND	1.0	µg/L	1		SW-846 8260D	5/19/25	5/20/25 15:06	MFF
Bromochloromethane	ND	1.0	µg/L	1		SW-846 8260D	5/19/25	5/20/25 15:06	MFF
Bromodichloromethane	ND	1.0	µg/L	1		SW-846 8260D	5/19/25	5/20/25 15:06	MFF
Bromoform	ND	1.0	µg/L	1		SW-846 8260D	5/19/25	5/20/25 15:06	MFF
Bromomethane	ND	2.0	µg/L	1	V-05	SW-846 8260D	5/19/25	5/20/25 15:06	MFF
2-Butanone (MEK)	ND	10	µg/L	1		SW-846 8260D	5/19/25	5/20/25 15:06	MFF
n-Butylbenzene	ND	1.0	µg/L	1		SW-846 8260D	5/19/25	5/20/25 15:06	MFF
sec-Butylbenzene	ND	1.0	µg/L	1		SW-846 8260D	5/19/25	5/20/25 15:06	MFF
tert-Butylbenzene	ND	1.0	µg/L	1		SW-846 8260D	5/19/25	5/20/25 15:06	MFF
tert-Butyl Ethyl Ether (TBEE)	ND	0.50	µg/L	1		SW-846 8260D	5/19/25	5/20/25 15:06	MFF
Carbon Disulfide	ND	5.0	µg/L	1	RL-07	SW-846 8260D	5/19/25	5/20/25 15:06	MFF
Carbon Tetrachloride	ND	1.0	µg/L	1		SW-846 8260D	5/19/25	5/20/25 15:06	MFF
Chlorobenzene	ND	1.0	µg/L	1		SW-846 8260D	5/19/25	5/20/25 15:06	MFF
Chlorodibromomethane	ND	0.50	µg/L	1		SW-846 8260D	5/19/25	5/20/25 15:06	MFF
Chloroethane	ND	2.0	µg/L	1	V-05	SW-846 8260D	5/19/25	5/20/25 15:06	MFF
Chloroform	ND	2.0	µg/L	1		SW-846 8260D	5/19/25	5/20/25 15:06	MFF
Chloromethane	ND	2.0	µg/L	1		SW-846 8260D	5/19/25	5/20/25 15:06	MFF
2-Chlorotoluene	ND	1.0	µg/L	1		SW-846 8260D	5/19/25	5/20/25 15:06	MFF
4-Chlorotoluene	ND	1.0	µg/L	1		SW-846 8260D	5/19/25	5/20/25 15:06	MFF
1,2-Dibromo-3-chloropropane (DBCP)	ND	2.0	µg/L	1		SW-846 8260D	5/19/25	5/20/25 15:06	MFF
1,2-Dibromoethane (EDB)	ND	0.50	µg/L	1		SW-846 8260D	5/19/25	5/20/25 15:06	MFF
Dibromomethane	ND	1.0	µg/L	1		SW-846 8260D	5/19/25	5/20/25 15:06	MFF
1,2-Dichlorobenzene	ND	1.0	µg/L	1		SW-846 8260D	5/19/25	5/20/25 15:06	MFF
1,3-Dichlorobenzene	ND	1.0	µg/L	1		SW-846 8260D	5/19/25	5/20/25 15:06	MFF
1,4-Dichlorobenzene	ND	1.0	µg/L	1		SW-846 8260D	5/19/25	5/20/25 15:06	MFF
Dichlorodifluoromethane (Freon 12)	ND	2.0	µg/L	1		SW-846 8260D	5/19/25	5/20/25 15:06	MFF
1,1-Dichloroethane	ND	1.0	µg/L	1		SW-846 8260D	5/19/25	5/20/25 15:06	MFF
1,2-Dichloroethane	ND	1.0	µg/L	1		SW-846 8260D	5/19/25	5/20/25 15:06	MFF
1,1-Dichloroethylene	ND	1.0	µg/L	1		SW-846 8260D	5/19/25	5/20/25 15:06	MFF
cis-1,2-Dichloroethylene	ND	1.0	µg/L	1		SW-846 8260D	5/19/25	5/20/25 15:06	MFF
trans-1,2-Dichloroethylene	ND	1.0	µg/L	1		SW-846 8260D	5/19/25	5/20/25 15:06	MFF
1,2-Dichloropropane	ND	1.0	µg/L	1		SW-846 8260D	5/19/25	5/20/25 15:06	MFF
1,3-Dichloropropane	ND	0.50	µg/L	1		SW-846 8260D	5/19/25	5/20/25 15:06	MFF
2,2-Dichloropropane	ND	1.0	µg/L	1		SW-846 8260D	5/19/25	5/20/25 15:06	MFF
1,1-Dichloropropene	ND	0.50	µg/L	1		SW-846 8260D	5/19/25	5/20/25 15:06	MFF
cis-1,3-Dichloropropene	ND	0.40	µg/L	1		SW-846 8260D	5/19/25	5/20/25 15:06	MFF
trans-1,3-Dichloropropene	ND	0.40	µg/L	1		SW-846 8260D	5/19/25	5/20/25 15:06	MFF
Diethyl Ether	ND	2.0	µg/L	1		SW-846 8260D	5/19/25	5/20/25 15:06	MFF
Diisopropyl Ether (DIPE)	ND	0.50	µg/L	1		SW-846 8260D	5/19/25	5/20/25 15:06	MFF
1,4-Dioxane	ND	50	µg/L	1		SW-846 8260D	5/19/25	5/20/25 15:06	MFF
Ethylbenzene	ND	1.0	µg/L	1		SW-846 8260D	5/19/25	5/20/25 15:06	MFF

Pace Analytical Services, LLC - East Longmeadow, Ma

39 Spruce Street * East Longmeadow, MA 01028 * FAX 413/525-6405 * TEL. 413/525-2332

Project Location: Medfield, MA | Sample Description: | Work Order: 25E1382

Date Received: 5/16/2025

Field Sample #: SPD-MW-500 | Sampled: 5/15/2025 10:01

Sample ID: 25E1382-21

Sample Matrix: Ground Water

Volatile Organic Compounds by GC/MS

Analyte	Results	RL	Units	Dilution	Flag/Qual	Method	Date Prepared	Date/Time Analyzed	Analyst
Hexachlorobutadiene	ND	0.60	µg/L	1		SW-846 8260D	5/19/25	5/20/25 15:06	MFF
2-Hexanone (MBK)	ND	10	µg/L	1		SW-846 8260D	5/19/25	5/20/25 15:06	MFF
Isopropylbenzene (Cumene)	ND	1.0	µg/L	1		SW-846 8260D	5/19/25	5/20/25 15:06	MFF
p-Isopropyltoluene (p-Cymene)	ND	1.0	µg/L	1		SW-846 8260D	5/19/25	5/20/25 15:06	MFF
Methyl tert-Butyl Ether (MTBE)	ND	1.0	µg/L	1		SW-846 8260D	5/19/25	5/20/25 15:06	MFF
Methylene Chloride	ND	5.0	µg/L	1	RL-07	SW-846 8260D	5/19/25	5/20/25 15:06	MFF
4-Methyl-2-pentanone (MIBK)	ND	10	µg/L	1		SW-846 8260D	5/19/25	5/20/25 15:06	MFF
Naphthalene	ND	2.0	µg/L	1		SW-846 8260D	5/19/25	5/20/25 15:06	MFF
n-Propylbenzene	ND	1.0	µg/L	1		SW-846 8260D	5/19/25	5/20/25 15:06	MFF
Styrene	ND	1.0	µg/L	1		SW-846 8260D	5/19/25	5/20/25 15:06	MFF
1,1,1,2-Tetrachloroethane	ND	1.0	µg/L	1		SW-846 8260D	5/19/25	5/20/25 15:06	MFF
1,1,2,2-Tetrachloroethane	ND	0.50	µg/L	1		SW-846 8260D	5/19/25	5/20/25 15:06	MFF
Tetrachloroethylene	ND	1.0	µg/L	1		SW-846 8260D	5/19/25	5/20/25 15:06	MFF
Tetrahydrofuran	ND	2.0	µg/L	1		SW-846 8260D	5/19/25	5/20/25 15:06	MFF
Toluene	ND	1.0	µg/L	1		SW-846 8260D	5/19/25	5/20/25 15:06	MFF
1,2,3-Trichlorobenzene	ND	2.0	µg/L	1		SW-846 8260D	5/19/25	5/20/25 15:06	MFF
1,2,4-Trichlorobenzene	ND	1.0	µg/L	1		SW-846 8260D	5/19/25	5/20/25 15:06	MFF
1,1,1-Trichloroethane	ND	1.0	µg/L	1		SW-846 8260D	5/19/25	5/20/25 15:06	MFF
1,1,2-Trichloroethane	ND	1.0	µg/L	1		SW-846 8260D	5/19/25	5/20/25 15:06	MFF
Trichloroethylene	ND	1.0	µg/L	1		SW-846 8260D	5/19/25	5/20/25 15:06	MFF
Trichlorofluoromethane (Freon 11)	ND	2.0	µg/L	1		SW-846 8260D	5/19/25	5/20/25 15:06	MFF
1,2,3-Trichloropropane	ND	2.0	µg/L	1		SW-846 8260D	5/19/25	5/20/25 15:06	MFF
1,2,4-Trimethylbenzene	ND	1.0	µg/L	1		SW-846 8260D	5/19/25	5/20/25 15:06	MFF
1,3,5-Trimethylbenzene	ND	1.0	µg/L	1		SW-846 8260D	5/19/25	5/20/25 15:06	MFF
Vinyl Chloride	ND	2.0	µg/L	1		SW-846 8260D	5/19/25	5/20/25 15:06	MFF
m+p Xylene	ND	2.0	µg/L	1		SW-846 8260D	5/19/25	5/20/25 15:06	MFF
o-Xylene	ND	1.0	µg/L	1		SW-846 8260D	5/19/25	5/20/25 15:06	MFF

Surrogates	% Recovery	Recovery Limits	Flag/Qual		
1,2-Dichloroethane-d4	119	70-130		5/20/25	15:06
Toluene-d8	98.4	70-130		5/20/25	15:06
4-Bromofluorobenzene	88.2	70-130		5/20/25	15:06

Pace Analytical Services, LLC - East Longmeadow, Ma

39 Spruce Street * East Longmeadow, MA 01028 * FAX 413/525-6405 * TEL. 413/525-2332

Project Location: Medfield, MA | Sample Description: | Work Order: 25E1382

Date Received: 5/16/2025

Field Sample #: SPD-MW-504R | Sampled: 5/15/2025 11:01

Sample ID: 25E1382-22

Sample Matrix: Ground Water

Volatile Organic Compounds by GC/MS

Analyte	Results	RL	Units	Dilution	Flag/Qual	Method	Date Prepared	Date/Time Analyzed	Analyst
Acetone	ND	10	µg/L	1		SW-846 8260D	5/19/25	5/20/25 15:33	MFF
tert-Amyl Methyl Ether (TAME)	ND	0.50	µg/L	1		SW-846 8260D	5/19/25	5/20/25 15:33	MFF
Benzene	ND	1.0	µg/L	1		SW-846 8260D	5/19/25	5/20/25 15:33	MFF
Bromobenzene	ND	1.0	µg/L	1		SW-846 8260D	5/19/25	5/20/25 15:33	MFF
Bromochloromethane	ND	1.0	µg/L	1		SW-846 8260D	5/19/25	5/20/25 15:33	MFF
Bromodichloromethane	ND	1.0	µg/L	1		SW-846 8260D	5/19/25	5/20/25 15:33	MFF
Bromoform	ND	1.0	µg/L	1		SW-846 8260D	5/19/25	5/20/25 15:33	MFF
Bromomethane	ND	2.0	µg/L	1	V-05	SW-846 8260D	5/19/25	5/20/25 15:33	MFF
2-Butanone (MEK)	ND	10	µg/L	1		SW-846 8260D	5/19/25	5/20/25 15:33	MFF
n-Butylbenzene	ND	1.0	µg/L	1		SW-846 8260D	5/19/25	5/20/25 15:33	MFF
sec-Butylbenzene	ND	1.0	µg/L	1		SW-846 8260D	5/19/25	5/20/25 15:33	MFF
tert-Butylbenzene	ND	1.0	µg/L	1		SW-846 8260D	5/19/25	5/20/25 15:33	MFF
tert-Butyl Ethyl Ether (TBEE)	ND	0.50	µg/L	1		SW-846 8260D	5/19/25	5/20/25 15:33	MFF
Carbon Disulfide	ND	5.0	µg/L	1	RL-07	SW-846 8260D	5/19/25	5/20/25 15:33	MFF
Carbon Tetrachloride	ND	1.0	µg/L	1		SW-846 8260D	5/19/25	5/20/25 15:33	MFF
Chlorobenzene	ND	1.0	µg/L	1		SW-846 8260D	5/19/25	5/20/25 15:33	MFF
Chlorodibromomethane	ND	0.50	µg/L	1		SW-846 8260D	5/19/25	5/20/25 15:33	MFF
Chloroethane	ND	2.0	µg/L	1	V-05	SW-846 8260D	5/19/25	5/20/25 15:33	MFF
Chloroform	ND	2.0	µg/L	1		SW-846 8260D	5/19/25	5/20/25 15:33	MFF
Chloromethane	ND	2.0	µg/L	1		SW-846 8260D	5/19/25	5/20/25 15:33	MFF
2-Chlorotoluene	ND	1.0	µg/L	1		SW-846 8260D	5/19/25	5/20/25 15:33	MFF
4-Chlorotoluene	ND	1.0	µg/L	1		SW-846 8260D	5/19/25	5/20/25 15:33	MFF
1,2-Dibromo-3-chloropropane (DBCP)	ND	2.0	µg/L	1		SW-846 8260D	5/19/25	5/20/25 15:33	MFF
1,2-Dibromoethane (EDB)	ND	0.50	µg/L	1		SW-846 8260D	5/19/25	5/20/25 15:33	MFF
Dibromomethane	ND	1.0	µg/L	1		SW-846 8260D	5/19/25	5/20/25 15:33	MFF
1,2-Dichlorobenzene	ND	1.0	µg/L	1		SW-846 8260D	5/19/25	5/20/25 15:33	MFF
1,3-Dichlorobenzene	ND	1.0	µg/L	1		SW-846 8260D	5/19/25	5/20/25 15:33	MFF
1,4-Dichlorobenzene	ND	1.0	µg/L	1		SW-846 8260D	5/19/25	5/20/25 15:33	MFF
Dichlorodifluoromethane (Freon 12)	ND	2.0	µg/L	1		SW-846 8260D	5/19/25	5/20/25 15:33	MFF
1,1-Dichloroethane	ND	1.0	µg/L	1		SW-846 8260D	5/19/25	5/20/25 15:33	MFF
1,2-Dichloroethane	ND	1.0	µg/L	1		SW-846 8260D	5/19/25	5/20/25 15:33	MFF
1,1-Dichloroethylene	ND	1.0	µg/L	1		SW-846 8260D	5/19/25	5/20/25 15:33	MFF
cis-1,2-Dichloroethylene	ND	1.0	µg/L	1		SW-846 8260D	5/19/25	5/20/25 15:33	MFF
trans-1,2-Dichloroethylene	ND	1.0	µg/L	1		SW-846 8260D	5/19/25	5/20/25 15:33	MFF
1,2-Dichloropropane	ND	1.0	µg/L	1		SW-846 8260D	5/19/25	5/20/25 15:33	MFF
1,3-Dichloropropane	ND	0.50	µg/L	1		SW-846 8260D	5/19/25	5/20/25 15:33	MFF
2,2-Dichloropropane	ND	1.0	µg/L	1		SW-846 8260D	5/19/25	5/20/25 15:33	MFF
1,1-Dichloropropene	ND	0.50	µg/L	1		SW-846 8260D	5/19/25	5/20/25 15:33	MFF
cis-1,3-Dichloropropene	ND	0.40	µg/L	1		SW-846 8260D	5/19/25	5/20/25 15:33	MFF
trans-1,3-Dichloropropene	ND	0.40	µg/L	1		SW-846 8260D	5/19/25	5/20/25 15:33	MFF
Diethyl Ether	ND	2.0	µg/L	1		SW-846 8260D	5/19/25	5/20/25 15:33	MFF
Diisopropyl Ether (DIPE)	ND	0.50	µg/L	1		SW-846 8260D	5/19/25	5/20/25 15:33	MFF
1,4-Dioxane	ND	50	µg/L	1		SW-846 8260D	5/19/25	5/20/25 15:33	MFF
Ethylbenzene	ND	1.0	µg/L	1		SW-846 8260D	5/19/25	5/20/25 15:33	MFF

Pace Analytical Services, LLC - East Longmeadow, Ma

39 Spruce Street * East Longmeadow, MA 01028 * FAX 413/525-6405 * TEL. 413/525-2332

Project Location: Medfield, MA | Sample Description: | Work Order: 25E1382

Date Received: 5/16/2025

Field Sample #: SPD-MW-504R | Sampled: 5/15/2025 11:01

Sample ID: 25E1382-22

Sample Matrix: Ground Water

Volatile Organic Compounds by GC/MS

Analyte	Results	RL	Units	Dilution	Flag/Qual	Method	Date Prepared	Date/Time Analyzed	Analyst
Hexachlorobutadiene	ND	0.60	µg/L	1		SW-846 8260D	5/19/25	5/20/25 15:33	MFF
2-Hexanone (MBK)	ND	10	µg/L	1		SW-846 8260D	5/19/25	5/20/25 15:33	MFF
Isopropylbenzene (Cumene)	ND	1.0	µg/L	1		SW-846 8260D	5/19/25	5/20/25 15:33	MFF
p-Isopropyltoluene (p-Cymene)	ND	1.0	µg/L	1		SW-846 8260D	5/19/25	5/20/25 15:33	MFF
Methyl tert-Butyl Ether (MTBE)	ND	1.0	µg/L	1		SW-846 8260D	5/19/25	5/20/25 15:33	MFF
Methylene Chloride	ND	5.0	µg/L	1	RL-07	SW-846 8260D	5/19/25	5/20/25 15:33	MFF
4-Methyl-2-pentanone (MIBK)	ND	10	µg/L	1		SW-846 8260D	5/19/25	5/20/25 15:33	MFF
Naphthalene	ND	2.0	µg/L	1		SW-846 8260D	5/19/25	5/20/25 15:33	MFF
n-Propylbenzene	ND	1.0	µg/L	1		SW-846 8260D	5/19/25	5/20/25 15:33	MFF
Styrene	ND	1.0	µg/L	1		SW-846 8260D	5/19/25	5/20/25 15:33	MFF
1,1,1,2-Tetrachloroethane	ND	1.0	µg/L	1		SW-846 8260D	5/19/25	5/20/25 15:33	MFF
1,1,2,2-Tetrachloroethane	ND	0.50	µg/L	1		SW-846 8260D	5/19/25	5/20/25 15:33	MFF
Tetrachloroethylene	1.1	1.0	µg/L	1		SW-846 8260D	5/19/25	5/20/25 15:33	MFF
Tetrahydrofuran	ND	2.0	µg/L	1		SW-846 8260D	5/19/25	5/20/25 15:33	MFF
Toluene	ND	1.0	µg/L	1		SW-846 8260D	5/19/25	5/20/25 15:33	MFF
1,2,3-Trichlorobenzene	ND	2.0	µg/L	1		SW-846 8260D	5/19/25	5/20/25 15:33	MFF
1,2,4-Trichlorobenzene	ND	1.0	µg/L	1		SW-846 8260D	5/19/25	5/20/25 15:33	MFF
1,1,1-Trichloroethane	ND	1.0	µg/L	1		SW-846 8260D	5/19/25	5/20/25 15:33	MFF
1,1,2-Trichloroethane	ND	1.0	µg/L	1		SW-846 8260D	5/19/25	5/20/25 15:33	MFF
Trichloroethylene	ND	1.0	µg/L	1		SW-846 8260D	5/19/25	5/20/25 15:33	MFF
Trichlorofluoromethane (Freon 11)	ND	2.0	µg/L	1		SW-846 8260D	5/19/25	5/20/25 15:33	MFF
1,2,3-Trichloropropane	ND	2.0	µg/L	1		SW-846 8260D	5/19/25	5/20/25 15:33	MFF
1,2,4-Trimethylbenzene	ND	1.0	µg/L	1		SW-846 8260D	5/19/25	5/20/25 15:33	MFF
1,3,5-Trimethylbenzene	ND	1.0	µg/L	1		SW-846 8260D	5/19/25	5/20/25 15:33	MFF
Vinyl Chloride	ND	2.0	µg/L	1		SW-846 8260D	5/19/25	5/20/25 15:33	MFF
m+p Xylene	ND	2.0	µg/L	1		SW-846 8260D	5/19/25	5/20/25 15:33	MFF
o-Xylene	ND	1.0	µg/L	1		SW-846 8260D	5/19/25	5/20/25 15:33	MFF

Surrogates	% Recovery	Recovery Limits	Flag/Qual	
1,2-Dichloroethane-d4	113	70-130		5/20/25 15:33
Toluene-d8	98.6	70-130		5/20/25 15:33
4-Bromofluorobenzene	92.5	70-130		5/20/25 15:33

Pace Analytical Services, LLC - East Longmeadow, Ma

39 Spruce Street * East Longmeadow, MA 01028 * FAX 413/525-6405 * TEL. 413/525-2332

Project Location: Medfield, MA | Sample Description: | Work Order: 25E1382

Date Received: 5/16/2025

Field Sample #: CD-MW-604 | Sampled: 5/15/2025 13:31

Sample ID: 25E1382-23

Sample Matrix: Ground Water

Volatile Organic Compounds by GC/MS

Analyte	Results	RL	Units	Dilution	Flag/Qual	Method	Date Prepared	Date/Time Analyzed	Analyst
Acetone	ND	10	µg/L	1		SW-846 8260D	5/19/25	5/20/25 18:40	MFF
tert-Amyl Methyl Ether (TAME)	ND	0.50	µg/L	1		SW-846 8260D	5/19/25	5/20/25 18:40	MFF
Benzene	ND	1.0	µg/L	1		SW-846 8260D	5/19/25	5/20/25 18:40	MFF
Bromobenzene	ND	1.0	µg/L	1		SW-846 8260D	5/19/25	5/20/25 18:40	MFF
Bromochloromethane	ND	1.0	µg/L	1		SW-846 8260D	5/19/25	5/20/25 18:40	MFF
Bromodichloromethane	ND	1.0	µg/L	1		SW-846 8260D	5/19/25	5/20/25 18:40	MFF
Bromoform	ND	1.0	µg/L	1		SW-846 8260D	5/19/25	5/20/25 18:40	MFF
Bromomethane	ND	2.0	µg/L	1	V-05	SW-846 8260D	5/19/25	5/20/25 18:40	MFF
2-Butanone (MEK)	ND	10	µg/L	1		SW-846 8260D	5/19/25	5/20/25 18:40	MFF
n-Butylbenzene	ND	1.0	µg/L	1		SW-846 8260D	5/19/25	5/20/25 18:40	MFF
sec-Butylbenzene	ND	1.0	µg/L	1		SW-846 8260D	5/19/25	5/20/25 18:40	MFF
tert-Butylbenzene	ND	1.0	µg/L	1		SW-846 8260D	5/19/25	5/20/25 18:40	MFF
tert-Butyl Ethyl Ether (TBEE)	ND	0.50	µg/L	1		SW-846 8260D	5/19/25	5/20/25 18:40	MFF
Carbon Disulfide	ND	5.0	µg/L	1	RL-07	SW-846 8260D	5/19/25	5/20/25 18:40	MFF
Carbon Tetrachloride	ND	1.0	µg/L	1		SW-846 8260D	5/19/25	5/20/25 18:40	MFF
Chlorobenzene	ND	1.0	µg/L	1		SW-846 8260D	5/19/25	5/20/25 18:40	MFF
Chlorodibromomethane	ND	0.50	µg/L	1		SW-846 8260D	5/19/25	5/20/25 18:40	MFF
Chloroethane	ND	2.0	µg/L	1	V-05	SW-846 8260D	5/19/25	5/20/25 18:40	MFF
Chloroform	ND	2.0	µg/L	1		SW-846 8260D	5/19/25	5/20/25 18:40	MFF
Chloromethane	ND	2.0	µg/L	1		SW-846 8260D	5/19/25	5/20/25 18:40	MFF
2-Chlorotoluene	ND	1.0	µg/L	1		SW-846 8260D	5/19/25	5/20/25 18:40	MFF
4-Chlorotoluene	ND	1.0	µg/L	1		SW-846 8260D	5/19/25	5/20/25 18:40	MFF
1,2-Dibromo-3-chloropropane (DBCP)	ND	2.0	µg/L	1		SW-846 8260D	5/19/25	5/20/25 18:40	MFF
1,2-Dibromoethane (EDB)	ND	0.50	µg/L	1		SW-846 8260D	5/19/25	5/20/25 18:40	MFF
Dibromomethane	ND	1.0	µg/L	1		SW-846 8260D	5/19/25	5/20/25 18:40	MFF
1,2-Dichlorobenzene	ND	1.0	µg/L	1		SW-846 8260D	5/19/25	5/20/25 18:40	MFF
1,3-Dichlorobenzene	ND	1.0	µg/L	1		SW-846 8260D	5/19/25	5/20/25 18:40	MFF
1,4-Dichlorobenzene	ND	1.0	µg/L	1		SW-846 8260D	5/19/25	5/20/25 18:40	MFF
Dichlorodifluoromethane (Freon 12)	ND	2.0	µg/L	1		SW-846 8260D	5/19/25	5/20/25 18:40	MFF
1,1-Dichloroethane	ND	1.0	µg/L	1		SW-846 8260D	5/19/25	5/20/25 18:40	MFF
1,2-Dichloroethane	ND	1.0	µg/L	1		SW-846 8260D	5/19/25	5/20/25 18:40	MFF
1,1-Dichloroethylene	ND	1.0	µg/L	1		SW-846 8260D	5/19/25	5/20/25 18:40	MFF
cis-1,2-Dichloroethylene	ND	1.0	µg/L	1		SW-846 8260D	5/19/25	5/20/25 18:40	MFF
trans-1,2-Dichloroethylene	ND	1.0	µg/L	1		SW-846 8260D	5/19/25	5/20/25 18:40	MFF
1,2-Dichloropropane	ND	1.0	µg/L	1		SW-846 8260D	5/19/25	5/20/25 18:40	MFF
1,3-Dichloropropane	ND	0.50	µg/L	1		SW-846 8260D	5/19/25	5/20/25 18:40	MFF
2,2-Dichloropropane	ND	1.0	µg/L	1		SW-846 8260D	5/19/25	5/20/25 18:40	MFF
1,1-Dichloropropene	ND	0.50	µg/L	1		SW-846 8260D	5/19/25	5/20/25 18:40	MFF
cis-1,3-Dichloropropene	ND	0.40	µg/L	1		SW-846 8260D	5/19/25	5/20/25 18:40	MFF
trans-1,3-Dichloropropene	ND	0.40	µg/L	1		SW-846 8260D	5/19/25	5/20/25 18:40	MFF
Diethyl Ether	ND	2.0	µg/L	1		SW-846 8260D	5/19/25	5/20/25 18:40	MFF
Diisopropyl Ether (DIPE)	ND	0.50	µg/L	1		SW-846 8260D	5/19/25	5/20/25 18:40	MFF
1,4-Dioxane	ND	50	µg/L	1		SW-846 8260D	5/19/25	5/20/25 18:40	MFF
Ethylbenzene	ND	1.0	µg/L	1		SW-846 8260D	5/19/25	5/20/25 18:40	MFF

Pace Analytical Services, LLC - East Longmeadow, Ma

39 Spruce Street * East Longmeadow, MA 01028 * FAX 413/525-6405 * TEL. 413/525-2332

Project Location: Medfield, MA | Sample Description: | Work Order: 25E1382

Date Received: 5/16/2025

Field Sample #: CD-MW-604 | Sampled: 5/15/2025 13:31

Sample ID: 25E1382-23

Sample Matrix: Ground Water

Volatile Organic Compounds by GC/MS

Analyte	Results	RL	Units	Dilution	Flag/Qual	Method	Date Prepared	Date/Time Analyzed	Analyst
Hexachlorobutadiene	ND	0.60	µg/L	1		SW-846 8260D	5/19/25	5/20/25 18:40	MFF
2-Hexanone (MBK)	ND	10	µg/L	1		SW-846 8260D	5/19/25	5/20/25 18:40	MFF
Isopropylbenzene (Cumene)	ND	1.0	µg/L	1		SW-846 8260D	5/19/25	5/20/25 18:40	MFF
p-Isopropyltoluene (p-Cymene)	ND	1.0	µg/L	1		SW-846 8260D	5/19/25	5/20/25 18:40	MFF
Methyl tert-Butyl Ether (MTBE)	ND	1.0	µg/L	1		SW-846 8260D	5/19/25	5/20/25 18:40	MFF
Methylene Chloride	ND	5.0	µg/L	1	RL-07	SW-846 8260D	5/19/25	5/20/25 18:40	MFF
4-Methyl-2-pentanone (MIBK)	ND	10	µg/L	1		SW-846 8260D	5/19/25	5/20/25 18:40	MFF
Naphthalene	ND	2.0	µg/L	1		SW-846 8260D	5/19/25	5/20/25 18:40	MFF
n-Propylbenzene	ND	1.0	µg/L	1		SW-846 8260D	5/19/25	5/20/25 18:40	MFF
Styrene	ND	1.0	µg/L	1		SW-846 8260D	5/19/25	5/20/25 18:40	MFF
1,1,1,2-Tetrachloroethane	ND	1.0	µg/L	1		SW-846 8260D	5/19/25	5/20/25 18:40	MFF
1,1,2,2-Tetrachloroethane	ND	0.50	µg/L	1		SW-846 8260D	5/19/25	5/20/25 18:40	MFF
Tetrachloroethylene	ND	1.0	µg/L	1		SW-846 8260D	5/19/25	5/20/25 18:40	MFF
Tetrahydrofuran	ND	2.0	µg/L	1		SW-846 8260D	5/19/25	5/20/25 18:40	MFF
Toluene	ND	1.0	µg/L	1		SW-846 8260D	5/19/25	5/20/25 18:40	MFF
1,2,3-Trichlorobenzene	ND	2.0	µg/L	1		SW-846 8260D	5/19/25	5/20/25 18:40	MFF
1,2,4-Trichlorobenzene	ND	1.0	µg/L	1		SW-846 8260D	5/19/25	5/20/25 18:40	MFF
1,1,1-Trichloroethane	ND	1.0	µg/L	1		SW-846 8260D	5/19/25	5/20/25 18:40	MFF
1,1,2-Trichloroethane	ND	1.0	µg/L	1		SW-846 8260D	5/19/25	5/20/25 18:40	MFF
Trichloroethylene	ND	1.0	µg/L	1		SW-846 8260D	5/19/25	5/20/25 18:40	MFF
Trichlorofluoromethane (Freon 11)	ND	2.0	µg/L	1		SW-846 8260D	5/19/25	5/20/25 18:40	MFF
1,2,3-Trichloropropane	ND	2.0	µg/L	1		SW-846 8260D	5/19/25	5/20/25 18:40	MFF
1,2,4-Trimethylbenzene	ND	1.0	µg/L	1		SW-846 8260D	5/19/25	5/20/25 18:40	MFF
1,3,5-Trimethylbenzene	ND	1.0	µg/L	1		SW-846 8260D	5/19/25	5/20/25 18:40	MFF
Vinyl Chloride	ND	2.0	µg/L	1		SW-846 8260D	5/19/25	5/20/25 18:40	MFF
m+p Xylene	ND	2.0	µg/L	1		SW-846 8260D	5/19/25	5/20/25 18:40	MFF
o-Xylene	ND	1.0	µg/L	1		SW-846 8260D	5/19/25	5/20/25 18:40	MFF

Surrogates	% Recovery	Recovery Limits	Flag/Qual	
1,2-Dichloroethane-d4	118	70-130		5/20/25 18:40
Toluene-d8	99.2	70-130		5/20/25 18:40
4-Bromofluorobenzene	87.8	70-130		5/20/25 18:40

Pace Analytical Services, LLC - East Longmeadow, Ma

39 Spruce Street * East Longmeadow, MA 01028 * FAX 413/525-6405 * TEL. 413/525-2332

Project Location: Medfield, MA | Sample Description: | Work Order: 25E1382

Date Received: 5/16/2025

Field Sample #: CD-MW-600 | Sampled: 5/15/2025 13:00

Sample ID: 25E1382-24

Sample Matrix: Ground Water

Volatile Organic Compounds by GC/MS

Analyte	Results	RL	Units	Dilution	Flag/Qual	Method	Date Prepared	Date/Time Analyzed	Analyst
Acetone	ND	10	µg/L	1		SW-846 8260D	5/19/25	5/20/25 19:07	MFF
tert-Amyl Methyl Ether (TAME)	ND	0.50	µg/L	1		SW-846 8260D	5/19/25	5/20/25 19:07	MFF
Benzene	ND	1.0	µg/L	1		SW-846 8260D	5/19/25	5/20/25 19:07	MFF
Bromobenzene	ND	1.0	µg/L	1		SW-846 8260D	5/19/25	5/20/25 19:07	MFF
Bromochloromethane	ND	1.0	µg/L	1		SW-846 8260D	5/19/25	5/20/25 19:07	MFF
Bromodichloromethane	ND	1.0	µg/L	1		SW-846 8260D	5/19/25	5/20/25 19:07	MFF
Bromoform	ND	1.0	µg/L	1		SW-846 8260D	5/19/25	5/20/25 19:07	MFF
Bromomethane	ND	2.0	µg/L	1	V-05	SW-846 8260D	5/19/25	5/20/25 19:07	MFF
2-Butanone (MEK)	ND	10	µg/L	1		SW-846 8260D	5/19/25	5/20/25 19:07	MFF
n-Butylbenzene	ND	1.0	µg/L	1		SW-846 8260D	5/19/25	5/20/25 19:07	MFF
sec-Butylbenzene	ND	1.0	µg/L	1		SW-846 8260D	5/19/25	5/20/25 19:07	MFF
tert-Butylbenzene	ND	1.0	µg/L	1		SW-846 8260D	5/19/25	5/20/25 19:07	MFF
tert-Butyl Ethyl Ether (TBEE)	ND	0.50	µg/L	1		SW-846 8260D	5/19/25	5/20/25 19:07	MFF
Carbon Disulfide	ND	5.0	µg/L	1	RL-07	SW-846 8260D	5/19/25	5/20/25 19:07	MFF
Carbon Tetrachloride	ND	1.0	µg/L	1		SW-846 8260D	5/19/25	5/20/25 19:07	MFF
Chlorobenzene	ND	1.0	µg/L	1		SW-846 8260D	5/19/25	5/20/25 19:07	MFF
Chlorodibromomethane	ND	0.50	µg/L	1		SW-846 8260D	5/19/25	5/20/25 19:07	MFF
Chloroethane	ND	2.0	µg/L	1	V-05	SW-846 8260D	5/19/25	5/20/25 19:07	MFF
Chloroform	ND	2.0	µg/L	1		SW-846 8260D	5/19/25	5/20/25 19:07	MFF
Chloromethane	ND	2.0	µg/L	1		SW-846 8260D	5/19/25	5/20/25 19:07	MFF
2-Chlorotoluene	ND	1.0	µg/L	1		SW-846 8260D	5/19/25	5/20/25 19:07	MFF
4-Chlorotoluene	ND	1.0	µg/L	1		SW-846 8260D	5/19/25	5/20/25 19:07	MFF
1,2-Dibromo-3-chloropropane (DBCP)	ND	2.0	µg/L	1		SW-846 8260D	5/19/25	5/20/25 19:07	MFF
1,2-Dibromoethane (EDB)	ND	0.50	µg/L	1		SW-846 8260D	5/19/25	5/20/25 19:07	MFF
Dibromomethane	ND	1.0	µg/L	1		SW-846 8260D	5/19/25	5/20/25 19:07	MFF
1,2-Dichlorobenzene	ND	1.0	µg/L	1		SW-846 8260D	5/19/25	5/20/25 19:07	MFF
1,3-Dichlorobenzene	ND	1.0	µg/L	1		SW-846 8260D	5/19/25	5/20/25 19:07	MFF
1,4-Dichlorobenzene	ND	1.0	µg/L	1		SW-846 8260D	5/19/25	5/20/25 19:07	MFF
Dichlorodifluoromethane (Freon 12)	ND	2.0	µg/L	1		SW-846 8260D	5/19/25	5/20/25 19:07	MFF
1,1-Dichloroethane	ND	1.0	µg/L	1		SW-846 8260D	5/19/25	5/20/25 19:07	MFF
1,2-Dichloroethane	ND	1.0	µg/L	1		SW-846 8260D	5/19/25	5/20/25 19:07	MFF
1,1-Dichloroethylene	ND	1.0	µg/L	1		SW-846 8260D	5/19/25	5/20/25 19:07	MFF
cis-1,2-Dichloroethylene	ND	1.0	µg/L	1		SW-846 8260D	5/19/25	5/20/25 19:07	MFF
trans-1,2-Dichloroethylene	ND	1.0	µg/L	1		SW-846 8260D	5/19/25	5/20/25 19:07	MFF
1,2-Dichloropropane	ND	1.0	µg/L	1		SW-846 8260D	5/19/25	5/20/25 19:07	MFF
1,3-Dichloropropane	ND	0.50	µg/L	1		SW-846 8260D	5/19/25	5/20/25 19:07	MFF
2,2-Dichloropropane	ND	1.0	µg/L	1		SW-846 8260D	5/19/25	5/20/25 19:07	MFF
1,1-Dichloropropene	ND	0.50	µg/L	1		SW-846 8260D	5/19/25	5/20/25 19:07	MFF
cis-1,3-Dichloropropene	ND	0.40	µg/L	1		SW-846 8260D	5/19/25	5/20/25 19:07	MFF
trans-1,3-Dichloropropene	ND	0.40	µg/L	1		SW-846 8260D	5/19/25	5/20/25 19:07	MFF
Diethyl Ether	ND	2.0	µg/L	1		SW-846 8260D	5/19/25	5/20/25 19:07	MFF
Diisopropyl Ether (DIPE)	ND	0.50	µg/L	1		SW-846 8260D	5/19/25	5/20/25 19:07	MFF
1,4-Dioxane	ND	50	µg/L	1		SW-846 8260D	5/19/25	5/20/25 19:07	MFF
Ethylbenzene	ND	1.0	µg/L	1		SW-846 8260D	5/19/25	5/20/25 19:07	MFF

Pace Analytical Services, LLC - East Longmeadow, Ma

39 Spruce Street * East Longmeadow, MA 01028 * FAX 413/525-6405 * TEL. 413/525-2332

Project Location: Medfield, MA | Sample Description: | Work Order: 25E1382

Date Received: 5/16/2025

Field Sample #: CD-MW-600 | Sampled: 5/15/2025 13:00

Sample ID: 25E1382-24

Sample Matrix: Ground Water

Volatile Organic Compounds by GC/MS

Analyte	Results	RL	Units	Dilution	Flag/Qual	Method	Date Prepared	Date/Time Analyzed	Analyst
Hexachlorobutadiene	ND	0.60	µg/L	1		SW-846 8260D	5/19/25	5/20/25 19:07	MFF
2-Hexanone (MBK)	ND	10	µg/L	1		SW-846 8260D	5/19/25	5/20/25 19:07	MFF
Isopropylbenzene (Cumene)	ND	1.0	µg/L	1		SW-846 8260D	5/19/25	5/20/25 19:07	MFF
p-Isopropyltoluene (p-Cymene)	ND	1.0	µg/L	1		SW-846 8260D	5/19/25	5/20/25 19:07	MFF
Methyl tert-Butyl Ether (MTBE)	ND	1.0	µg/L	1		SW-846 8260D	5/19/25	5/20/25 19:07	MFF
Methylene Chloride	ND	5.0	µg/L	1	RL-07	SW-846 8260D	5/19/25	5/20/25 19:07	MFF
4-Methyl-2-pentanone (MIBK)	ND	10	µg/L	1		SW-846 8260D	5/19/25	5/20/25 19:07	MFF
Naphthalene	ND	2.0	µg/L	1		SW-846 8260D	5/19/25	5/20/25 19:07	MFF
n-Propylbenzene	ND	1.0	µg/L	1		SW-846 8260D	5/19/25	5/20/25 19:07	MFF
Styrene	ND	1.0	µg/L	1		SW-846 8260D	5/19/25	5/20/25 19:07	MFF
1,1,1,2-Tetrachloroethane	ND	1.0	µg/L	1		SW-846 8260D	5/19/25	5/20/25 19:07	MFF
1,1,2,2-Tetrachloroethane	ND	0.50	µg/L	1		SW-846 8260D	5/19/25	5/20/25 19:07	MFF
Tetrachloroethylene	ND	1.0	µg/L	1		SW-846 8260D	5/19/25	5/20/25 19:07	MFF
Tetrahydrofuran	ND	2.0	µg/L	1		SW-846 8260D	5/19/25	5/20/25 19:07	MFF
Toluene	ND	1.0	µg/L	1		SW-846 8260D	5/19/25	5/20/25 19:07	MFF
1,2,3-Trichlorobenzene	ND	2.0	µg/L	1		SW-846 8260D	5/19/25	5/20/25 19:07	MFF
1,2,4-Trichlorobenzene	ND	1.0	µg/L	1		SW-846 8260D	5/19/25	5/20/25 19:07	MFF
1,1,1-Trichloroethane	ND	1.0	µg/L	1		SW-846 8260D	5/19/25	5/20/25 19:07	MFF
1,1,2-Trichloroethane	ND	1.0	µg/L	1		SW-846 8260D	5/19/25	5/20/25 19:07	MFF
Trichloroethylene	ND	1.0	µg/L	1		SW-846 8260D	5/19/25	5/20/25 19:07	MFF
Trichlorofluoromethane (Freon 11)	ND	2.0	µg/L	1		SW-846 8260D	5/19/25	5/20/25 19:07	MFF
1,2,3-Trichloropropane	ND	2.0	µg/L	1		SW-846 8260D	5/19/25	5/20/25 19:07	MFF
1,2,4-Trimethylbenzene	ND	1.0	µg/L	1		SW-846 8260D	5/19/25	5/20/25 19:07	MFF
1,3,5-Trimethylbenzene	ND	1.0	µg/L	1		SW-846 8260D	5/19/25	5/20/25 19:07	MFF
Vinyl Chloride	ND	2.0	µg/L	1		SW-846 8260D	5/19/25	5/20/25 19:07	MFF
m+p Xylene	ND	2.0	µg/L	1		SW-846 8260D	5/19/25	5/20/25 19:07	MFF
o-Xylene	ND	1.0	µg/L	1		SW-846 8260D	5/19/25	5/20/25 19:07	MFF

Surrogates	% Recovery	Recovery Limits	Flag/Qual	
1,2-Dichloroethane-d4	118	70-130		5/20/25 19:07
Toluene-d8	100	70-130		5/20/25 19:07
4-Bromofluorobenzene	89.9	70-130		5/20/25 19:07

Pace Analytical Services, LLC - East Longmeadow, Ma

39 Spruce Street * East Longmeadow, MA 01028 * FAX 413/525-6405 * TEL. 413/525-2332

Project Location: Medfield, MA | Sample Description: | Work Order: 25E1382

Date Received: 5/16/2025

Field Sample #: CD-MW-602 | Sampled: 5/15/2025 11:15

Sample ID: 25E1382-25

Sample Matrix: Ground Water

Volatile Organic Compounds by GC/MS

Analyte	Results	RL	Units	Dilution	Flag/Qual	Method	Date Prepared	Date/Time Analyzed	Analyst
Acetone	ND	10	µg/L	1		SW-846 8260D	5/19/25	5/20/25 19:34	MFF
tert-Amyl Methyl Ether (TAME)	ND	0.50	µg/L	1		SW-846 8260D	5/19/25	5/20/25 19:34	MFF
Benzene	ND	1.0	µg/L	1		SW-846 8260D	5/19/25	5/20/25 19:34	MFF
Bromobenzene	ND	1.0	µg/L	1		SW-846 8260D	5/19/25	5/20/25 19:34	MFF
Bromochloromethane	ND	1.0	µg/L	1		SW-846 8260D	5/19/25	5/20/25 19:34	MFF
Bromodichloromethane	ND	1.0	µg/L	1		SW-846 8260D	5/19/25	5/20/25 19:34	MFF
Bromoform	ND	1.0	µg/L	1		SW-846 8260D	5/19/25	5/20/25 19:34	MFF
Bromomethane	ND	2.0	µg/L	1	V-05	SW-846 8260D	5/19/25	5/20/25 19:34	MFF
2-Butanone (MEK)	ND	10	µg/L	1		SW-846 8260D	5/19/25	5/20/25 19:34	MFF
n-Butylbenzene	ND	1.0	µg/L	1		SW-846 8260D	5/19/25	5/20/25 19:34	MFF
sec-Butylbenzene	ND	1.0	µg/L	1		SW-846 8260D	5/19/25	5/20/25 19:34	MFF
tert-Butylbenzene	ND	1.0	µg/L	1		SW-846 8260D	5/19/25	5/20/25 19:34	MFF
tert-Butyl Ethyl Ether (TBEE)	ND	0.50	µg/L	1		SW-846 8260D	5/19/25	5/20/25 19:34	MFF
Carbon Disulfide	ND	5.0	µg/L	1	RL-07	SW-846 8260D	5/19/25	5/20/25 19:34	MFF
Carbon Tetrachloride	ND	1.0	µg/L	1		SW-846 8260D	5/19/25	5/20/25 19:34	MFF
Chlorobenzene	ND	1.0	µg/L	1		SW-846 8260D	5/19/25	5/20/25 19:34	MFF
Chlorodibromomethane	ND	0.50	µg/L	1		SW-846 8260D	5/19/25	5/20/25 19:34	MFF
Chloroethane	ND	2.0	µg/L	1	V-05	SW-846 8260D	5/19/25	5/20/25 19:34	MFF
Chloroform	ND	2.0	µg/L	1		SW-846 8260D	5/19/25	5/20/25 19:34	MFF
Chloromethane	ND	2.0	µg/L	1		SW-846 8260D	5/19/25	5/20/25 19:34	MFF
2-Chlorotoluene	ND	1.0	µg/L	1		SW-846 8260D	5/19/25	5/20/25 19:34	MFF
4-Chlorotoluene	ND	1.0	µg/L	1		SW-846 8260D	5/19/25	5/20/25 19:34	MFF
1,2-Dibromo-3-chloropropane (DBCP)	ND	2.0	µg/L	1		SW-846 8260D	5/19/25	5/20/25 19:34	MFF
1,2-Dibromoethane (EDB)	ND	0.50	µg/L	1		SW-846 8260D	5/19/25	5/20/25 19:34	MFF
Dibromomethane	ND	1.0	µg/L	1		SW-846 8260D	5/19/25	5/20/25 19:34	MFF
1,2-Dichlorobenzene	ND	1.0	µg/L	1		SW-846 8260D	5/19/25	5/20/25 19:34	MFF
1,3-Dichlorobenzene	ND	1.0	µg/L	1		SW-846 8260D	5/19/25	5/20/25 19:34	MFF
1,4-Dichlorobenzene	ND	1.0	µg/L	1		SW-846 8260D	5/19/25	5/20/25 19:34	MFF
Dichlorodifluoromethane (Freon 12)	ND	2.0	µg/L	1		SW-846 8260D	5/19/25	5/20/25 19:34	MFF
1,1-Dichloroethane	ND	1.0	µg/L	1		SW-846 8260D	5/19/25	5/20/25 19:34	MFF
1,2-Dichloroethane	ND	1.0	µg/L	1		SW-846 8260D	5/19/25	5/20/25 19:34	MFF
1,1-Dichloroethylene	ND	1.0	µg/L	1		SW-846 8260D	5/19/25	5/20/25 19:34	MFF
cis-1,2-Dichloroethylene	ND	1.0	µg/L	1		SW-846 8260D	5/19/25	5/20/25 19:34	MFF
trans-1,2-Dichloroethylene	ND	1.0	µg/L	1		SW-846 8260D	5/19/25	5/20/25 19:34	MFF
1,2-Dichloropropane	ND	1.0	µg/L	1		SW-846 8260D	5/19/25	5/20/25 19:34	MFF
1,3-Dichloropropane	ND	0.50	µg/L	1		SW-846 8260D	5/19/25	5/20/25 19:34	MFF
2,2-Dichloropropane	ND	1.0	µg/L	1		SW-846 8260D	5/19/25	5/20/25 19:34	MFF
1,1-Dichloropropene	ND	0.50	µg/L	1		SW-846 8260D	5/19/25	5/20/25 19:34	MFF
cis-1,3-Dichloropropene	ND	0.40	µg/L	1		SW-846 8260D	5/19/25	5/20/25 19:34	MFF
trans-1,3-Dichloropropene	ND	0.40	µg/L	1		SW-846 8260D	5/19/25	5/20/25 19:34	MFF
Diethyl Ether	ND	2.0	µg/L	1		SW-846 8260D	5/19/25	5/20/25 19:34	MFF
Diisopropyl Ether (DIPE)	ND	0.50	µg/L	1		SW-846 8260D	5/19/25	5/20/25 19:34	MFF
1,4-Dioxane	ND	50	µg/L	1		SW-846 8260D	5/19/25	5/20/25 19:34	MFF
Ethylbenzene	ND	1.0	µg/L	1		SW-846 8260D	5/19/25	5/20/25 19:34	MFF

Pace Analytical Services, LLC - East Longmeadow, Ma

39 Spruce Street * East Longmeadow, MA 01028 * FAX 413/525-6405 * TEL. 413/525-2332

Project Location: Medfield, MA | Sample Description: | Work Order: 25E1382

Date Received: 5/16/2025

Field Sample #: CD-MW-602 | Sampled: 5/15/2025 11:15

Sample ID: 25E1382-25

Sample Matrix: Ground Water

Volatile Organic Compounds by GC/MS

Analyte	Results	RL	Units	Dilution	Flag/Qual	Method	Date Prepared	Date/Time Analyzed	Analyst
Hexachlorobutadiene	ND	0.60	µg/L	1		SW-846 8260D	5/19/25	5/20/25 19:34	MFF
2-Hexanone (MBK)	ND	10	µg/L	1		SW-846 8260D	5/19/25	5/20/25 19:34	MFF
Isopropylbenzene (Cumene)	ND	1.0	µg/L	1		SW-846 8260D	5/19/25	5/20/25 19:34	MFF
p-Isopropyltoluene (p-Cymene)	ND	1.0	µg/L	1		SW-846 8260D	5/19/25	5/20/25 19:34	MFF
Methyl tert-Butyl Ether (MTBE)	ND	1.0	µg/L	1		SW-846 8260D	5/19/25	5/20/25 19:34	MFF
Methylene Chloride	ND	5.0	µg/L	1	RL-07	SW-846 8260D	5/19/25	5/20/25 19:34	MFF
4-Methyl-2-pentanone (MIBK)	ND	10	µg/L	1		SW-846 8260D	5/19/25	5/20/25 19:34	MFF
Naphthalene	ND	2.0	µg/L	1		SW-846 8260D	5/19/25	5/20/25 19:34	MFF
n-Propylbenzene	ND	1.0	µg/L	1		SW-846 8260D	5/19/25	5/20/25 19:34	MFF
Styrene	ND	1.0	µg/L	1		SW-846 8260D	5/19/25	5/20/25 19:34	MFF
1,1,1,2-Tetrachloroethane	ND	1.0	µg/L	1		SW-846 8260D	5/19/25	5/20/25 19:34	MFF
1,1,2,2-Tetrachloroethane	ND	0.50	µg/L	1		SW-846 8260D	5/19/25	5/20/25 19:34	MFF
Tetrachloroethylene	ND	1.0	µg/L	1		SW-846 8260D	5/19/25	5/20/25 19:34	MFF
Tetrahydrofuran	ND	2.0	µg/L	1		SW-846 8260D	5/19/25	5/20/25 19:34	MFF
Toluene	ND	1.0	µg/L	1		SW-846 8260D	5/19/25	5/20/25 19:34	MFF
1,2,3-Trichlorobenzene	ND	2.0	µg/L	1		SW-846 8260D	5/19/25	5/20/25 19:34	MFF
1,2,4-Trichlorobenzene	ND	1.0	µg/L	1		SW-846 8260D	5/19/25	5/20/25 19:34	MFF
1,1,1-Trichloroethane	ND	1.0	µg/L	1		SW-846 8260D	5/19/25	5/20/25 19:34	MFF
1,1,2-Trichloroethane	ND	1.0	µg/L	1		SW-846 8260D	5/19/25	5/20/25 19:34	MFF
Trichloroethylene	ND	1.0	µg/L	1		SW-846 8260D	5/19/25	5/20/25 19:34	MFF
Trichlorofluoromethane (Freon 11)	ND	2.0	µg/L	1		SW-846 8260D	5/19/25	5/20/25 19:34	MFF
1,2,3-Trichloropropane	ND	2.0	µg/L	1		SW-846 8260D	5/19/25	5/20/25 19:34	MFF
1,2,4-Trimethylbenzene	ND	1.0	µg/L	1		SW-846 8260D	5/19/25	5/20/25 19:34	MFF
1,3,5-Trimethylbenzene	ND	1.0	µg/L	1		SW-846 8260D	5/19/25	5/20/25 19:34	MFF
Vinyl Chloride	ND	2.0	µg/L	1		SW-846 8260D	5/19/25	5/20/25 19:34	MFF
m+p Xylene	ND	2.0	µg/L	1		SW-846 8260D	5/19/25	5/20/25 19:34	MFF
o-Xylene	ND	1.0	µg/L	1		SW-846 8260D	5/19/25	5/20/25 19:34	MFF

Surrogates	% Recovery	Recovery Limits	Flag/Qual	
1,2-Dichloroethane-d4	116	70-130		5/20/25 19:34
Toluene-d8	97.6	70-130		5/20/25 19:34
4-Bromofluorobenzene	94.2	70-130		5/20/25 19:34

Pace Analytical Services, LLC - East Longmeadow, Ma

39 Spruce Street * East Longmeadow, MA 01028 * FAX 413/525-6405 * TEL. 413/525-2332

Project Location: Medfield, MA | Sample Description: | Work Order: 25E1382

Date Received: 5/16/2025

Field Sample #: CD-MW-502 | Sampled: 5/15/2025 12:40

Sample ID: 25E1382-26

Sample Matrix: Ground Water

Volatile Organic Compounds by GC/MS

Analyte	Results	RL	Units	Dilution	Flag/Qual	Method	Date Prepared	Date/Time Analyzed	Analyst
Acetone	ND	10	µg/L	1		SW-846 8260D	5/19/25	5/20/25 15:59	MFF
tert-Amyl Methyl Ether (TAME)	ND	0.50	µg/L	1		SW-846 8260D	5/19/25	5/20/25 15:59	MFF
Benzene	ND	1.0	µg/L	1		SW-846 8260D	5/19/25	5/20/25 15:59	MFF
Bromobenzene	ND	1.0	µg/L	1		SW-846 8260D	5/19/25	5/20/25 15:59	MFF
Bromochloromethane	ND	1.0	µg/L	1		SW-846 8260D	5/19/25	5/20/25 15:59	MFF
Bromodichloromethane	ND	1.0	µg/L	1		SW-846 8260D	5/19/25	5/20/25 15:59	MFF
Bromoform	ND	1.0	µg/L	1		SW-846 8260D	5/19/25	5/20/25 15:59	MFF
Bromomethane	ND	2.0	µg/L	1	V-05	SW-846 8260D	5/19/25	5/20/25 15:59	MFF
2-Butanone (MEK)	ND	10	µg/L	1		SW-846 8260D	5/19/25	5/20/25 15:59	MFF
n-Butylbenzene	ND	1.0	µg/L	1		SW-846 8260D	5/19/25	5/20/25 15:59	MFF
sec-Butylbenzene	ND	1.0	µg/L	1		SW-846 8260D	5/19/25	5/20/25 15:59	MFF
tert-Butylbenzene	ND	1.0	µg/L	1		SW-846 8260D	5/19/25	5/20/25 15:59	MFF
tert-Butyl Ethyl Ether (TBEE)	ND	0.50	µg/L	1		SW-846 8260D	5/19/25	5/20/25 15:59	MFF
Carbon Disulfide	ND	5.0	µg/L	1	RL-07	SW-846 8260D	5/19/25	5/20/25 15:59	MFF
Carbon Tetrachloride	ND	1.0	µg/L	1		SW-846 8260D	5/19/25	5/20/25 15:59	MFF
Chlorobenzene	ND	1.0	µg/L	1		SW-846 8260D	5/19/25	5/20/25 15:59	MFF
Chlorodibromomethane	ND	0.50	µg/L	1		SW-846 8260D	5/19/25	5/20/25 15:59	MFF
Chloroethane	ND	2.0	µg/L	1	V-05	SW-846 8260D	5/19/25	5/20/25 15:59	MFF
Chloroform	ND	2.0	µg/L	1		SW-846 8260D	5/19/25	5/20/25 15:59	MFF
Chloromethane	ND	2.0	µg/L	1		SW-846 8260D	5/19/25	5/20/25 15:59	MFF
2-Chlorotoluene	ND	1.0	µg/L	1		SW-846 8260D	5/19/25	5/20/25 15:59	MFF
4-Chlorotoluene	ND	1.0	µg/L	1		SW-846 8260D	5/19/25	5/20/25 15:59	MFF
1,2-Dibromo-3-chloropropane (DBCP)	ND	2.0	µg/L	1		SW-846 8260D	5/19/25	5/20/25 15:59	MFF
1,2-Dibromoethane (EDB)	ND	0.50	µg/L	1		SW-846 8260D	5/19/25	5/20/25 15:59	MFF
Dibromomethane	ND	1.0	µg/L	1		SW-846 8260D	5/19/25	5/20/25 15:59	MFF
1,2-Dichlorobenzene	ND	1.0	µg/L	1		SW-846 8260D	5/19/25	5/20/25 15:59	MFF
1,3-Dichlorobenzene	ND	1.0	µg/L	1		SW-846 8260D	5/19/25	5/20/25 15:59	MFF
1,4-Dichlorobenzene	ND	1.0	µg/L	1		SW-846 8260D	5/19/25	5/20/25 15:59	MFF
Dichlorodifluoromethane (Freon 12)	ND	2.0	µg/L	1		SW-846 8260D	5/19/25	5/20/25 15:59	MFF
1,1-Dichloroethane	ND	1.0	µg/L	1		SW-846 8260D	5/19/25	5/20/25 15:59	MFF
1,2-Dichloroethane	ND	1.0	µg/L	1		SW-846 8260D	5/19/25	5/20/25 15:59	MFF
1,1-Dichloroethylene	ND	1.0	µg/L	1		SW-846 8260D	5/19/25	5/20/25 15:59	MFF
cis-1,2-Dichloroethylene	ND	1.0	µg/L	1		SW-846 8260D	5/19/25	5/20/25 15:59	MFF
trans-1,2-Dichloroethylene	ND	1.0	µg/L	1		SW-846 8260D	5/19/25	5/20/25 15:59	MFF
1,2-Dichloropropane	ND	1.0	µg/L	1		SW-846 8260D	5/19/25	5/20/25 15:59	MFF
1,3-Dichloropropane	ND	0.50	µg/L	1		SW-846 8260D	5/19/25	5/20/25 15:59	MFF
2,2-Dichloropropane	ND	1.0	µg/L	1		SW-846 8260D	5/19/25	5/20/25 15:59	MFF
1,1-Dichloropropene	ND	0.50	µg/L	1		SW-846 8260D	5/19/25	5/20/25 15:59	MFF
cis-1,3-Dichloropropene	ND	0.40	µg/L	1		SW-846 8260D	5/19/25	5/20/25 15:59	MFF
trans-1,3-Dichloropropene	ND	0.40	µg/L	1		SW-846 8260D	5/19/25	5/20/25 15:59	MFF
Diethyl Ether	ND	2.0	µg/L	1		SW-846 8260D	5/19/25	5/20/25 15:59	MFF
Diisopropyl Ether (DIPE)	ND	0.50	µg/L	1		SW-846 8260D	5/19/25	5/20/25 15:59	MFF
1,4-Dioxane	ND	50	µg/L	1		SW-846 8260D	5/19/25	5/20/25 15:59	MFF
Ethylbenzene	ND	1.0	µg/L	1		SW-846 8260D	5/19/25	5/20/25 15:59	MFF

Pace Analytical Services, LLC - East Longmeadow, Ma

39 Spruce Street * East Longmeadow, MA 01028 * FAX 413/525-6405 * TEL. 413/525-2332

Project Location: Medfield, MA | Sample Description: | Work Order: 25E1382

Date Received: 5/16/2025

Field Sample #: CD-MW-502 | Sampled: 5/15/2025 12:40

Sample ID: 25E1382-26

Sample Matrix: Ground Water

Volatile Organic Compounds by GC/MS

Analyte	Results	RL	Units	Dilution	Flag/Qual	Method	Date Prepared	Date/Time Analyzed	Analyst
Hexachlorobutadiene	ND	0.60	µg/L	1		SW-846 8260D	5/19/25	5/20/25 15:59	MFF
2-Hexanone (MBK)	ND	10	µg/L	1		SW-846 8260D	5/19/25	5/20/25 15:59	MFF
Isopropylbenzene (Cumene)	ND	1.0	µg/L	1		SW-846 8260D	5/19/25	5/20/25 15:59	MFF
p-Isopropyltoluene (p-Cymene)	ND	1.0	µg/L	1		SW-846 8260D	5/19/25	5/20/25 15:59	MFF
Methyl tert-Butyl Ether (MTBE)	ND	1.0	µg/L	1		SW-846 8260D	5/19/25	5/20/25 15:59	MFF
Methylene Chloride	ND	5.0	µg/L	1	RL-07	SW-846 8260D	5/19/25	5/20/25 15:59	MFF
4-Methyl-2-pentanone (MIBK)	ND	10	µg/L	1		SW-846 8260D	5/19/25	5/20/25 15:59	MFF
Naphthalene	ND	2.0	µg/L	1		SW-846 8260D	5/19/25	5/20/25 15:59	MFF
n-Propylbenzene	ND	1.0	µg/L	1		SW-846 8260D	5/19/25	5/20/25 15:59	MFF
Styrene	ND	1.0	µg/L	1		SW-846 8260D	5/19/25	5/20/25 15:59	MFF
1,1,1,2-Tetrachloroethane	ND	1.0	µg/L	1		SW-846 8260D	5/19/25	5/20/25 15:59	MFF
1,1,2,2-Tetrachloroethane	ND	0.50	µg/L	1		SW-846 8260D	5/19/25	5/20/25 15:59	MFF
Tetrachloroethylene	ND	1.0	µg/L	1		SW-846 8260D	5/19/25	5/20/25 15:59	MFF
Tetrahydrofuran	ND	2.0	µg/L	1		SW-846 8260D	5/19/25	5/20/25 15:59	MFF
Toluene	ND	1.0	µg/L	1		SW-846 8260D	5/19/25	5/20/25 15:59	MFF
1,2,3-Trichlorobenzene	ND	2.0	µg/L	1		SW-846 8260D	5/19/25	5/20/25 15:59	MFF
1,2,4-Trichlorobenzene	ND	1.0	µg/L	1		SW-846 8260D	5/19/25	5/20/25 15:59	MFF
1,1,1-Trichloroethane	ND	1.0	µg/L	1		SW-846 8260D	5/19/25	5/20/25 15:59	MFF
1,1,2-Trichloroethane	ND	1.0	µg/L	1		SW-846 8260D	5/19/25	5/20/25 15:59	MFF
Trichloroethylene	ND	1.0	µg/L	1		SW-846 8260D	5/19/25	5/20/25 15:59	MFF
Trichlorofluoromethane (Freon 11)	ND	2.0	µg/L	1		SW-846 8260D	5/19/25	5/20/25 15:59	MFF
1,2,3-Trichloropropane	ND	2.0	µg/L	1		SW-846 8260D	5/19/25	5/20/25 15:59	MFF
1,2,4-Trimethylbenzene	ND	1.0	µg/L	1		SW-846 8260D	5/19/25	5/20/25 15:59	MFF
1,3,5-Trimethylbenzene	ND	1.0	µg/L	1		SW-846 8260D	5/19/25	5/20/25 15:59	MFF
Vinyl Chloride	ND	2.0	µg/L	1		SW-846 8260D	5/19/25	5/20/25 15:59	MFF
m+p Xylene	ND	2.0	µg/L	1		SW-846 8260D	5/19/25	5/20/25 15:59	MFF
o-Xylene	ND	1.0	µg/L	1		SW-846 8260D	5/19/25	5/20/25 15:59	MFF

Surrogates	% Recovery	Recovery Limits	Flag/Qual		
1,2-Dichloroethane-d4	112	70-130			5/20/25 15:59
Toluene-d8	102	70-130			5/20/25 15:59
4-Bromofluorobenzene	90.1	70-130			5/20/25 15:59

Pace Analytical Services, LLC - East Longmeadow, Ma

39 Spruce Street * East Longmeadow, MA 01028 * FAX 413/525-6405 * TEL. 413/525-2332

Project Location: Medfield, MA | Sample Description: | Work Order: 25E1382

Date Received: 5/16/2025

Field Sample #: FB | Sampled: 5/14/2025 14:30

Sample ID: 25E1382-27

Sample Matrix: Field Blank

Semivolatile Organic Compounds by - LC/MS-MS

Analyte	Results	RL	Units	Dilution	Flag/Qual	Method	Date Prepared	Date/Time Analyzed	Analyst
Perfluorobutanoic acid (PFBA)	ND	1.9	ng/L	1		SOP-454 PFAS	5/20/25	5/21/25 12:10	AB
Perfluorobutanesulfonic acid (PFBS)	ND	1.9	ng/L	1		SOP-454 PFAS	5/20/25	5/21/25 12:10	AB
Perfluoropentanoic acid (PFPeA)	ND	1.9	ng/L	1		SOP-454 PFAS	5/20/25	5/21/25 12:10	AB
Perfluorohexanoic acid (PFHxA)	ND	1.9	ng/L	1		SOP-454 PFAS	5/20/25	5/21/25 12:10	AB
11Cl-PF3OUdS (F53B Major)	ND	1.9	ng/L	1		SOP-454 PFAS	5/20/25	5/21/25 12:10	AB
9Cl-PF3ONS (F53B Minor)	ND	1.9	ng/L	1		SOP-454 PFAS	5/20/25	5/21/25 12:10	AB
4,8-Dioxa-3H-perfluorononanoic acid (ADONA)	ND	1.9	ng/L	1		SOP-454 PFAS	5/20/25	5/21/25 12:10	AB
Hexafluoropropylene oxide dimer acid (HFPO-DA)	ND	1.9	ng/L	1		SOP-454 PFAS	5/20/25	5/21/25 12:10	AB
8:2 Fluorotelomersulfonic acid (8:2FTS A)	ND	1.9	ng/L	1		SOP-454 PFAS	5/20/25	5/21/25 12:10	AB
Perfluorodecanoic acid (PFDA)	ND	1.9	ng/L	1		SOP-454 PFAS	5/20/25	5/21/25 12:10	AB
Perfluorododecanoic acid (PFDoA)	ND	1.9	ng/L	1		SOP-454 PFAS	5/20/25	5/21/25 12:10	AB
Perfluoro(2-ethoxyethane)sulfonic acid (PFEESA)	ND	1.9	ng/L	1		SOP-454 PFAS	5/20/25	5/21/25 12:10	AB
Perfluoroheptanesulfonic acid (PFHpS)	ND	1.9	ng/L	1		SOP-454 PFAS	5/20/25	5/21/25 12:10	AB
N-EtFOSAA (NEtFOSAA)	ND	1.9	ng/L	1		SOP-454 PFAS	5/20/25	5/21/25 12:10	AB
N-MeFOSAA (NMeFOSAA)	ND	1.9	ng/L	1		SOP-454 PFAS	5/20/25	5/21/25 12:10	AB
Perfluorotetradecanoic acid (PFTA)	ND	1.9	ng/L	1		SOP-454 PFAS	5/20/25	5/21/25 12:10	AB
Perfluorotridecanoic acid (PFTrDA)	ND	1.9	ng/L	1		SOP-454 PFAS	5/20/25	5/21/25 12:10	AB
4:2 Fluorotelomersulfonic acid (4:2FTS A)	ND	1.9	ng/L	1		SOP-454 PFAS	5/20/25	5/21/25 12:10	AB
Perfluorodecanesulfonic acid (PFDS)	ND	1.9	ng/L	1		SOP-454 PFAS	5/20/25	5/21/25 12:10	AB
Perfluorooctanesulfonamide (FOSA)	ND	1.9	ng/L	1		SOP-454 PFAS	5/20/25	5/21/25 12:10	AB
Perfluorononanesulfonic acid (PFNS)	ND	1.9	ng/L	1		SOP-454 PFAS	5/20/25	5/21/25 12:10	AB
Perfluoro-1-hexanesulfonamide (FHxSA)	ND	1.9	ng/L	1		SOP-454 PFAS	5/20/25	5/21/25 12:10	AB
Perfluoro-1-butanesulfonamide (FBSA)	ND	1.9	ng/L	1		SOP-454 PFAS	5/20/25	5/21/25 12:10	AB
Perfluorohexanesulfonic acid (PFHxS)	ND	1.9	ng/L	1		SOP-454 PFAS	5/20/25	5/21/25 12:10	AB
Perfluoro-4-oxapentanoic acid (PFMPA)	ND	1.9	ng/L	1		SOP-454 PFAS	5/20/25	5/21/25 12:10	AB
Perfluoro-5-oxahexanoic acid (PFMBA)	ND	1.9	ng/L	1		SOP-454 PFAS	5/20/25	5/21/25 12:10	AB
6:2 Fluorotelomersulfonic acid (6:2FTS A)	ND	1.9	ng/L	1		SOP-454 PFAS	5/20/25	5/21/25 12:10	AB
Perfluoropentanesulfonic acid (PFPeS)	ND	1.9	ng/L	1		SOP-454 PFAS	5/20/25	5/21/25 12:10	AB
Perfluoroundecanoic acid (PFUnA)	ND	1.9	ng/L	1		SOP-454 PFAS	5/20/25	5/21/25 12:10	AB
Nonafluoro-3,6-dioxaheptanoic acid (NFDHA)	ND	1.9	ng/L	1		SOP-454 PFAS	5/20/25	5/21/25 12:10	AB
Perfluoroheptanoic acid (PFHpA)	ND	1.9	ng/L	1		SOP-454 PFAS	5/20/25	5/21/25 12:10	AB
Perfluorooctanoic acid (PFOA)	ND	1.9	ng/L	1		SOP-454 PFAS	5/20/25	5/21/25 12:10	AB
Perfluorooctanesulfonic acid (PFOS)	ND	1.9	ng/L	1		SOP-454 PFAS	5/20/25	5/21/25 12:10	AB
Perfluorononanoic acid (PFNA)	ND	1.9	ng/L	1		SOP-454 PFAS	5/20/25	5/21/25 12:10	AB

Pace Analytical Services, LLC - East Longmeadow, Ma

39 Spruce Street * East Longmeadow, MA 01028 * FAX 413/525-6405 * TEL. 413/525-2332

Sample Extraction Data

Prep Method:SOP 454-PFAAS **Analytical Method:SOP-454 PFAS**

Lab Number [Field ID]	Batch	Initial [mL]	Final [mL]	Date
25E1382-01 [SPD-MW-906]	B405406	268	1.00	05/20/25
25E1382-02 [SPD-MW-602]	B405406	264	1.00	05/20/25
25E1382-03 [SPD-MW-905]	B405406	268	1.00	05/20/25
25E1382-04 [SPD-MW-501]	B405406	273	1.00	05/20/25
25E1382-05 [SPD-MW-401S]	B405406	263	1.00	05/20/25
25E1382-06 [DUP-1]	B405406	279	1.00	05/20/25
25E1382-07 [SPD-MW-704]	B405406	268	1.00	05/20/25
25E1382-08 [SPD-IW-101]	B405406	275	1.00	05/20/25
25E1382-09 [SPD-MW-903S]	B405406	277	1.00	05/20/25
25E1382-10 [SPD-MW-903D]	B405406	268	1.00	05/20/25
25E1382-11 [SPD-MW-402]	B405406	274	1.00	05/20/25
25E1382-14 [DUP-2]	B405406	259	1.00	05/20/25
25E1382-27 [FB]	B405406	267	1.00	05/20/25

Prep Method:SOP 454-PFAAS **Analytical Method:SOP-454 PFAS**

Lab Number [Field ID]	Batch	Initial [mL]	Final [mL]	Date
25E1382-12RE1 [CD-MW-603]	B405648	266	1.00	05/27/25
25E1382-13RE1 [CD-MW-601]	B405648	276	1.00	05/27/25

Prep Method:SW-846 5030B **Analytical Method:SW-846 8260D**

Lab Number [Field ID]	Batch	Initial [mL]	Final [mL]	Date
25E1382-05 [SPD-MW-401S]	B405452	5	5.00	05/19/25
25E1382-06 [DUP-1]	B405452	5	5.00	05/19/25
25E1382-07 [SPD-MW-704]	B405452	5	5.00	05/19/25
25E1382-08 [SPD-IW-101]	B405452	5	5.00	05/19/25
25E1382-11 [SPD-MW-402]	B405452	5	5.00	05/19/25
25E1382-12 [CD-MW-603]	B405452	5	5.00	05/19/25
25E1382-13 [CD-MW-601]	B405452	5	5.00	05/19/25
25E1382-14 [DUP-2]	B405452	5	5.00	05/19/25
25E1382-15 [CD-MW-500]	B405452	5	5.00	05/19/25
25E1382-16 [CD-MW-501]	B405452	5	5.00	05/19/25
25E1382-17 [CD-MW-503]	B405452	5	5.00	05/19/25
25E1382-18 [CD-MW-605]	B405452	5	5.00	05/19/25
25E1382-19 [CD-MW-505]	B405452	5	5.00	05/19/25
25E1382-20 [CD-MW-504]	B405452	5	5.00	05/19/25
25E1382-21 [SPD-MW-500]	B405452	5	5.00	05/19/25
25E1382-22 [SPD-MW-504R]	B405452	5	5.00	05/19/25
25E1382-23 [CD-MW-604]	B405452	5	5.00	05/19/25
25E1382-24 [CD-MW-600]	B405452	5	5.00	05/19/25
25E1382-25 [CD-MW-602]	B405452	5	5.00	05/19/25
25E1382-26 [CD-MW-502]	B405452	5	5.00	05/19/25

Pace Analytical Services, LLC - East Longmeadow, Ma

39 Spruce Street * East Longmeadow, MA 01028 * FAX 413/525-6405 * TEL. 413/525-2332

QUALITY CONTROL

Volatile Organic Compounds by GC/MS - Quality Control

Analyte	Result	Reporting Limit	Units	Spike Level	Source Result	%REC	%REC Limits	RPD	RPD Limit	Notes
Batch B405452 - SW-846 5030B										
Blank (B405452-BLK1)				Prepared: 05/19/25 Analyzed: 05/20/25						
Acetone	ND	10	µg/L							
tert-Amyl Methyl Ether (TAME)	ND	0.50	µg/L							
Benzene	ND	1.0	µg/L							
Bromobenzene	ND	1.0	µg/L							
Bromochloromethane	ND	1.0	µg/L							
Bromodichloromethane	ND	1.0	µg/L							
Bromoform	ND	1.0	µg/L							
Bromomethane	ND	2.0	µg/L							V-05
2-Butanone (MEK)	ND	10	µg/L							
n-Butylbenzene	ND	1.0	µg/L							
sec-Butylbenzene	ND	1.0	µg/L							
tert-Butylbenzene	ND	1.0	µg/L							
tert-Butyl Ethyl Ether (TBEE)	ND	0.50	µg/L							
Carbon Disulfide	ND	5.0	µg/L							
Carbon Tetrachloride	ND	1.0	µg/L							
Chlorobenzene	ND	1.0	µg/L							
Chlorodibromomethane	ND	0.50	µg/L							
Chloroethane	ND	2.0	µg/L							V-05
Chloroform	ND	2.0	µg/L							
Chloromethane	ND	2.0	µg/L							
2-Chlorotoluene	ND	1.0	µg/L							
4-Chlorotoluene	ND	1.0	µg/L							
1,2-Dibromo-3-chloropropane (DBCP)	ND	2.0	µg/L							
1,2-Dibromoethane (EDB)	ND	0.50	µg/L							
Dibromomethane	ND	1.0	µg/L							
1,2-Dichlorobenzene	ND	1.0	µg/L							
1,3-Dichlorobenzene	ND	1.0	µg/L							
1,4-Dichlorobenzene	ND	1.0	µg/L							
Dichlorodifluoromethane (Freon 12)	ND	2.0	µg/L							
1,1-Dichloroethane	ND	1.0	µg/L							
1,2-Dichloroethane	ND	1.0	µg/L							
1,1-Dichloroethylene	ND	1.0	µg/L							
cis-1,2-Dichloroethylene	ND	1.0	µg/L							
trans-1,2-Dichloroethylene	ND	1.0	µg/L							
1,2-Dichloropropane	ND	1.0	µg/L							
1,3-Dichloropropane	ND	0.50	µg/L							
2,2-Dichloropropane	ND	1.0	µg/L							
1,1-Dichloropropene	ND	0.50	µg/L							
cis-1,3-Dichloropropene	ND	0.40	µg/L							
trans-1,3-Dichloropropene	ND	0.40	µg/L							
Diethyl Ether	ND	2.0	µg/L							
Diisopropyl Ether (DIPE)	ND	0.50	µg/L							
1,4-Dioxane	ND	50	µg/L							
Ethylbenzene	ND	1.0	µg/L							
Hexachlorobutadiene	ND	0.60	µg/L							
2-Hexanone (MBK)	ND	10	µg/L							
Isopropylbenzene (Cumene)	ND	1.0	µg/L							
p-Isopropyltoluene (p-Cymene)	ND	1.0	µg/L							
Methyl tert-Butyl Ether (MTBE)	ND	1.0	µg/L							
Methylene Chloride	ND	5.0	µg/L							
4-Methyl-2-pentanone (MIBK)	ND	10	µg/L							
Naphthalene	ND	2.0	µg/L							

Pace Analytical Services, LLC - East Longmeadow, Ma

39 Spruce Street * East Longmeadow, MA 01028 * FAX 413/525-6405 * TEL. 413/525-2332

QUALITY CONTROL

Volatile Organic Compounds by GC/MS - Quality Control

Analyte	Result	Reporting Limit	Units	Spike Level	Source Result	%REC	%REC Limits	RPD	RPD Limit	Notes	
Batch B405452 - SW-846 5030B											
Blank (B405452-BLK1)				Prepared: 05/19/25 Analyzed: 05/20/25							
n-Propylbenzene	ND	1.0	µg/L								
Styrene	ND	1.0	µg/L								
1,1,1,2-Tetrachloroethane	ND	1.0	µg/L								
1,1,2,2-Tetrachloroethane	ND	0.50	µg/L								
Tetrachloroethylene	ND	1.0	µg/L								
Tetrahydrofuran	ND	2.0	µg/L								
Toluene	ND	1.0	µg/L								
1,2,3-Trichlorobenzene	ND	2.0	µg/L								
1,2,4-Trichlorobenzene	ND	1.0	µg/L								
1,1,1-Trichloroethane	ND	1.0	µg/L								
1,1,2-Trichloroethane	ND	1.0	µg/L								
Trichloroethylene	ND	1.0	µg/L								
Trichlorofluoromethane (Freon 11)	ND	2.0	µg/L								
1,2,3-Trichloropropane	ND	2.0	µg/L								
1,2,4-Trimethylbenzene	ND	1.0	µg/L								
1,3,5-Trimethylbenzene	ND	1.0	µg/L								
Vinyl Chloride	ND	2.0	µg/L								
m+p Xylene	ND	2.0	µg/L								
o-Xylene	ND	1.0	µg/L								
Surrogate: 1,2-Dichloroethane-d4	*29.6*		µg/L	25.00		118	70-130				
Surrogate: Toluene-d8	*24.1*		µg/L	25.00		96.2	70-130				
Surrogate: 4-Bromofluorobenzene	*22.9*		µg/L	25.00		91.6	70-130				
LCS (B405452-BS1)				Prepared: 05/19/25 Analyzed: 05/20/25							
Acetone	116	10	µg/L	100.0		116	40-160				†
tert-Amyl Methyl Ether (TAME)	11.2	0.50	µg/L	10.00		112	70-130				
Benzene	11.1	1.0	µg/L	10.00		111	70-130				
Bromobenzene	10.2	1.0	µg/L	10.00		102	70-130				
Bromochloromethane	12.8	1.0	µg/L	10.00		128	70-130			V-20	
Bromodichloromethane	10.9	1.0	µg/L	10.00		109	70-130				
Bromoform	9.34	1.0	µg/L	10.00		93.4	70-130				
Bromomethane	7.90	2.0	µg/L	10.00		79.0	40-160			V-05	†
2-Butanone (MEK)	129	10	µg/L	100.0		129	40-160				†
n-Butylbenzene	10.3	1.0	µg/L	10.00		103	70-130				
sec-Butylbenzene	9.47	1.0	µg/L	10.00		94.7	70-130				
tert-Butylbenzene	9.79	1.0	µg/L	10.00		97.9	70-130				
tert-Butyl Ethyl Ether (TBEE)	12.0	0.50	µg/L	10.00		120	70-130				
Carbon Disulfide	85.2	5.0	µg/L	100.0		85.2	70-130				
Carbon Tetrachloride	10.9	1.0	µg/L	10.00		109	70-130				
Chlorobenzene	10.2	1.0	µg/L	10.00		102	70-130				
Chlorodibromomethane	10.3	0.50	µg/L	10.00		103	70-130				
Chloroethane	8.03	2.0	µg/L	10.00		80.3	70-130			V-05	
Chloroform	11.1	2.0	µg/L	10.00		111	70-130				
Chloromethane	12.6	2.0	µg/L	10.00		126	40-160			V-20	†
2-Chlorotoluene	9.68	1.0	µg/L	10.00		96.8	70-130				
4-Chlorotoluene	10.1	1.0	µg/L	10.00		101	70-130				
1,2-Dibromo-3-chloropropane (DBCP)	9.87	2.0	µg/L	10.00		98.7	70-130				
1,2-Dibromoethane (EDB)	10.9	0.50	µg/L	10.00		109	70-130				
Dibromomethane	10.6	1.0	µg/L	10.00		106	70-130				
1,2-Dichlorobenzene	10.0	1.0	µg/L	10.00		100	70-130				
1,3-Dichlorobenzene	9.76	1.0	µg/L	10.00		97.6	70-130				
1,4-Dichlorobenzene	9.51	1.0	µg/L	10.00		95.1	70-130				

Pace Analytical Services, LLC - East Longmeadow, Ma

39 Spruce Street * East Longmeadow, MA 01028 * FAX 413/525-6405 * TEL. 413/525-2332

QUALITY CONTROL

Volatile Organic Compounds by GC/MS - Quality Control

Analyte	Result	Reporting Limit	Units	Spike Level	Source Result	%REC	%REC Limits	RPD	RPD Limit	Notes	
Batch B405452 - SW-846 5030B											
LCS (B405452-BS1)				Prepared: 05/19/25 Analyzed: 05/20/25							
Dichlorodifluoromethane (Freon 12)	10.6	2.0	µg/L	10.00		106	40-160				†
1,1-Dichloroethane	10.8	1.0	µg/L	10.00		108	70-130				
1,2-Dichloroethane	13.0	1.0	µg/L	10.00		130	70-130				
1,1-Dichloroethylene	9.13	1.0	µg/L	10.00		91.3	70-130				
cis-1,2-Dichloroethylene	11.3	1.0	µg/L	10.00		113	70-130				
trans-1,2-Dichloroethylene	10.4	1.0	µg/L	10.00		104	70-130				
1,2-Dichloropropane	11.0	1.0	µg/L	10.00		110	70-130				
1,3-Dichloropropane	10.9	0.50	µg/L	10.00		109	70-130				
2,2-Dichloropropane	11.5	1.0	µg/L	10.00		115	70-130				
1,1-Dichloropropene	11.1	0.50	µg/L	10.00		111	70-130				
cis-1,3-Dichloropropene	11.3	0.40	µg/L	10.00		113	70-130				
trans-1,3-Dichloropropene	12.6	0.40	µg/L	10.00		126	70-130			V-20	
Diethyl Ether	10.2	2.0	µg/L	10.00		102	70-130				
Diisopropyl Ether (DIPE)	11.5	0.50	µg/L	10.00		115	70-130				
1,4-Dioxane	119	50	µg/L	100.0		119	40-160				†
Ethylbenzene	10.5	1.0	µg/L	10.00		105	70-130				
Hexachlorobutadiene	12.7	0.60	µg/L	10.00		127	70-130			V-20	
2-Hexanone (MBK)	119	10	µg/L	100.0		119	40-160				†
Isopropylbenzene (Cumene)	9.86	1.0	µg/L	10.00		98.6	70-130				
p-Isopropyltoluene (p-Cymene)	10.1	1.0	µg/L	10.00		101	70-130				
Methyl tert-Butyl Ether (MTBE)	10.8	1.0	µg/L	10.00		108	70-130				
Methylene Chloride	10.6	5.0	µg/L	10.00		106	70-130				
4-Methyl-2-pentanone (MIBK)	113	10	µg/L	100.0		113	40-160				†
Naphthalene	9.41	2.0	µg/L	10.00		94.1	70-130				
n-Propylbenzene	10.2	1.0	µg/L	10.00		102	70-130				
Styrene	9.88	1.0	µg/L	10.00		98.8	70-130				
1,1,1,2-Tetrachloroethane	10.4	1.0	µg/L	10.00		104	70-130				
1,1,2,2-Tetrachloroethane	9.40	0.50	µg/L	10.00		94.0	70-130				
Tetrachloroethylene	11.2	1.0	µg/L	10.00		112	70-130				
Tetrahydrofuran	12.0	2.0	µg/L	10.00		120	70-130				
Toluene	10.3	1.0	µg/L	10.00		103	70-130				
1,2,3-Trichlorobenzene	10.4	2.0	µg/L	10.00		104	70-130				
1,2,4-Trichlorobenzene	10.9	1.0	µg/L	10.00		109	70-130				
1,1,1-Trichloroethane	11.2	1.0	µg/L	10.00		112	70-130				
1,1,2-Trichloroethane	10.7	1.0	µg/L	10.00		107	70-130				
Trichloroethylene	11.0	1.0	µg/L	10.00		110	70-130				
Trichlorofluoromethane (Freon 11)	9.99	2.0	µg/L	10.00		99.9	70-130				
1,2,3-Trichloropropane	8.93	2.0	µg/L	10.00		89.3	70-130				
1,2,4-Trimethylbenzene	9.80	1.0	µg/L	10.00		98.0	70-130				
1,3,5-Trimethylbenzene	10.6	1.0	µg/L	10.00		106	70-130				
Vinyl Chloride	9.28	2.0	µg/L	10.00		92.8	70-130				
m+p Xylene	20.5	2.0	µg/L	20.00		102	70-130				
o-Xylene	10.4	1.0	µg/L	10.00		104	70-130				
Surrogate: 1,2-Dichloroethane-d4	*28.6*		µg/L	25.00		115	70-130				
Surrogate: Toluene-d8	*24.2*		µg/L	25.00		96.8	70-130				
Surrogate: 4-Bromofluorobenzene	*24.1*		µg/L	25.00		96.5	70-130				

Pace Analytical Services, LLC - East Longmeadow, Ma

39 Spruce Street * East Longmeadow, MA 01028 * FAX 413/525-6405 * TEL. 413/525-2332

QUALITY CONTROL

Volatile Organic Compounds by GC/MS - Quality Control

Analyte	Result	Reporting Limit	Units	Spike Level	Source Result	%REC		%REC Limits	RPD	RPD Limit	Notes	
Batch B405452 - SW-846 5030B												
LCS Dup (B405452-BSD1)				Prepared: 05/19/25 Analyzed: 05/20/25								
Acetone	115	10	µg/L	100.0		115		40-160	0.686	20		†
tert-Amyl Methyl Ether (TAME)	11.0	0.50	µg/L	10.00		110		70-130	2.34	20		
Benzene	10.9	1.0	µg/L	10.00		109		70-130	2.18	20		
Bromobenzene	10.4	1.0	µg/L	10.00		104		70-130	1.55	20		
Bromochloromethane	13.3	1.0	µg/L	10.00		**133**	*	70-130	3.68	20	L-07, V-20	
Bromodichloromethane	11.3	1.0	µg/L	10.00		113		70-130	3.15	20		
Bromoform	9.34	1.0	µg/L	10.00		93.4		70-130	0.00	20		
Bromomethane	7.95	2.0	µg/L	10.00		79.5		40-160	0.631	20	V-05	†
2-Butanone (MEK)	130	10	µg/L	100.0		130		40-160	0.401	20		†
n-Butylbenzene	10.4	1.0	µg/L	10.00		104		70-130	0.484	20		
sec-Butylbenzene	9.53	1.0	µg/L	10.00		95.3		70-130	0.632	20		
tert-Butylbenzene	10.2	1.0	µg/L	10.00		102		70-130	4.30	20		
tert-Butyl Ethyl Ether (TBEE)	11.7	0.50	µg/L	10.00		117		70-130	3.20	20		
Carbon Disulfide	84.7	5.0	µg/L	100.0		84.7		70-130	0.589	20		
Carbon Tetrachloride	10.9	1.0	µg/L	10.00		109		70-130	0.0920	20		
Chlorobenzene	10.2	1.0	µg/L	10.00		102		70-130	0.293	20		
Chlorodibromomethane	10.6	0.50	µg/L	10.00		106		70-130	2.95	20		
Chloroethane	8.04	2.0	µg/L	10.00		80.4		70-130	0.124	20	V-05	
Chloroform	10.7	2.0	µg/L	10.00		107		70-130	3.31	20		
Chloromethane	11.9	2.0	µg/L	10.00		119		40-160	5.62	20	V-20	†
2-Chlorotoluene	9.93	1.0	µg/L	10.00		99.3		70-130	2.55	20		
4-Chlorotoluene	9.64	1.0	µg/L	10.00		96.4		70-130	5.06	20		
1,2-Dibromo-3-chloropropane (DBCP)	9.87	2.0	µg/L	10.00		98.7		70-130	0.00	20		
1,2-Dibromoethane (EDB)	11.0	0.50	µg/L	10.00		110		70-130	0.912	20		
Dibromomethane	10.8	1.0	µg/L	10.00		108		70-130	1.88	20		
1,2-Dichlorobenzene	9.64	1.0	µg/L	10.00		96.4		70-130	4.07	20		
1,3-Dichlorobenzene	10.6	1.0	µg/L	10.00		106		70-130	8.44	20		
1,4-Dichlorobenzene	9.41	1.0	µg/L	10.00		94.1		70-130	1.06	20		
Dichlorodifluoromethane (Freon 12)	11.5	2.0	µg/L	10.00		115		40-160	8.44	20		†
1,1-Dichloroethane	10.9	1.0	µg/L	10.00		109		70-130	0.276	20		
1,2-Dichloroethane	13.2	1.0	µg/L	10.00		**132**	*	70-130	1.15	20	L-07	
1,1-Dichloroethylene	9.17	1.0	µg/L	10.00		91.7		70-130	0.437	20		
cis-1,2-Dichloroethylene	11.4	1.0	µg/L	10.00		114		70-130	0.703	20		
trans-1,2-Dichloroethylene	10.2	1.0	µg/L	10.00		102		70-130	2.42	20		
1,2-Dichloropropane	12.1	1.0	µg/L	10.00		121		70-130	9.33	20		
1,3-Dichloropropane	11.4	0.50	µg/L	10.00		114		70-130	4.57	20		
2,2-Dichloropropane	11.9	1.0	µg/L	10.00		119		70-130	3.58	20		
1,1-Dichloropropene	11.6	0.50	µg/L	10.00		116		70-130	4.23	20		
cis-1,3-Dichloropropene	11.4	0.40	µg/L	10.00		114		70-130	0.967	20		
trans-1,3-Dichloropropene	12.6	0.40	µg/L	10.00		126		70-130	0.635	20	V-20	
Diethyl Ether	10.7	2.0	µg/L	10.00		107		70-130	5.06	20		
Diisopropyl Ether (DIPE)	11.9	0.50	µg/L	10.00		119		70-130	3.17	20		
1,4-Dioxane	124	50	µg/L	100.0		124		40-160	4.46	20		†
Ethylbenzene	10.2	1.0	µg/L	10.00		102		70-130	2.32	20		
Hexachlorobutadiene	13.4	0.60	µg/L	10.00		**134**	*	70-130	4.83	20	L-07, V-20	
2-Hexanone (MBK)	122	10	µg/L	100.0		122		40-160	2.77	20		†
Isopropylbenzene (Cumene)	9.93	1.0	µg/L	10.00		99.3		70-130	0.707	20		
p-Isopropyltoluene (p-Cymene)	10.2	1.0	µg/L	10.00		102		70-130	0.890	20		
Methyl tert-Butyl Ether (MTBE)	11.0	1.0	µg/L	10.00		110		70-130	2.21	20		
Methylene Chloride	10.5	5.0	µg/L	10.00		105		70-130	0.666	20		
4-Methyl-2-pentanone (MIBK)	116	10	µg/L	100.0		116		40-160	2.83	20		†
Naphthalene	10.3	2.0	µg/L	10.00		103		70-130	9.03	20		

Pace Analytical Services, LLC - East Longmeadow, Ma

39 Spruce Street * East Longmeadow, MA 01028 * FAX 413/525-6405 * TEL. 413/525-2332

QUALITY CONTROL

Volatile Organic Compounds by GC/MS - Quality Control

Analyte	Result	Reporting Limit	Units	Spike Level	Source Result	%REC	%REC Limits	RPD	RPD Limit	Notes
Batch B405452 - SW-846 5030B										
LCS Dup (B405452-BSD1)				Prepared: 05/19/25 Analyzed: 05/20/25						
n-Propylbenzene	10.1	1.0	µg/L	10.00		101	70-130	1.08	20	
Styrene	10.2	1.0	µg/L	10.00		102	70-130	3.38	20	
1,1,1,2-Tetrachloroethane	10.4	1.0	µg/L	10.00		104	70-130	0.00	20	
1,1,2,2-Tetrachloroethane	9.78	0.50	µg/L	10.00		97.8	70-130	3.96	20	
Tetrachloroethylene	11.0	1.0	µg/L	10.00		110	70-130	1.81	20	
Tetrahydrofuran	12.9	2.0	µg/L	10.00		129	70-130	7.33	20	
Toluene	10.5	1.0	µg/L	10.00		105	70-130	1.25	20	
1,2,3-Trichlorobenzene	11.5	2.0	µg/L	10.00		115	70-130	10.3	20	
1,2,4-Trichlorobenzene	11.1	1.0	µg/L	10.00		111	70-130	2.37	20	
1,1,1-Trichloroethane	11.2	1.0	µg/L	10.00		112	70-130	0.537	20	
1,1,2-Trichloroethane	10.5	1.0	µg/L	10.00		105	70-130	1.70	20	
Trichloroethylene	11.2	1.0	µg/L	10.00		112	70-130	1.71	20	
Trichlorofluoromethane (Freon 11)	9.70	2.0	µg/L	10.00		97.0	70-130	2.95	20	
1,2,3-Trichloropropane	9.65	2.0	µg/L	10.00		96.5	70-130	7.75	20	
1,2,4-Trimethylbenzene	10.1	1.0	µg/L	10.00		101	70-130	2.62	20	
1,3,5-Trimethylbenzene	10.2	1.0	µg/L	10.00		102	70-130	4.03	20	
Vinyl Chloride	9.45	2.0	µg/L	10.00		94.5	70-130	1.82	20	
m+p Xylene	20.5	2.0	µg/L	20.00		102	70-130	0.0976	20	
o-Xylene	10.3	1.0	µg/L	10.00		103	70-130	0.482	20	
Surrogate: 1,2-Dichloroethane-d4	*29.0*		µg/L	25.00		116	70-130			
Surrogate: Toluene-d8	*24.6*		µg/L	25.00		98.2	70-130			
Surrogate: 4-Bromofluorobenzene	*24.1*		µg/L	25.00		96.5	70-130			

Pace Analytical Services, LLC - East Longmeadow, Ma

39 Spruce Street * East Longmeadow, MA 01028 * FAX 413/525-6405 * TEL. 413/525-2332

QUALITY CONTROL

Semivolatile Organic Compounds by - LC/MS-MS - Quality Control

Analyte	Result	Reporting Limit	Units	Spike Level	Source Result	%REC	%REC Limits	RPD	RPD Limit	Notes
Batch B405406 - SOP 454-PFAAS										
Blank (B405406-BLK1)				Prepared: 05/20/25 Analyzed: 05/21/25						
Perfluorobutanoic acid (PFBA)	ND	1.9	ng/L							
Perfluorobutanesulfonic acid (PFBS)	ND	1.9	ng/L							
Perfluoropentanoic acid (PFPeA)	ND	1.9	ng/L							
Perfluorohexanoic acid (PFHxA)	ND	1.9	ng/L							
11Cl-PF3OUdS (F53B Major)	ND	1.9	ng/L							
9Cl-PF3ONS (F53B Minor)	ND	1.9	ng/L							
4,8-Dioxa-3H-perfluorononanoic acid (ADONA)	ND	1.9	ng/L							
Hexafluoropropylene oxide dimer acid (HFPO-DA)	ND	1.9	ng/L							
8:2 Fluorotelomersulfonic acid (8:2FTS A)	ND	1.9	ng/L							
Perfluorodecanoic acid (PFDA)	ND	1.9	ng/L							
Perfluorododecanoic acid (PFDoA)	ND	1.9	ng/L							
Perfluoro(2-ethoxyethane)sulfonic acid (PFEESA)	ND	1.9	ng/L							
Perfluoroheptanesulfonic acid (PFHpS)	ND	1.9	ng/L							
N-EtFOSAA (NEtFOSAA)	ND	1.9	ng/L							
N-MeFOSAA (NMeFOSAA)	ND	1.9	ng/L							
Perfluorotetradecanoic acid (PFTA)	ND	1.9	ng/L							
Perfluorotridecanoic acid (PFTrDA)	ND	1.9	ng/L							
4:2 Fluorotelomersulfonic acid (4:2FTS A)	ND	1.9	ng/L							
Perfluorodecanesulfonic acid (PFDS)	ND	1.9	ng/L							
Perfluorooctanesulfonamide (FOSA)	ND	1.9	ng/L							
Perfluorononanesulfonic acid (PFNS)	ND	1.9	ng/L							
Perfluoro-1-hexanesulfonamide (FHxSA)	ND	1.9	ng/L							
Perfluoro-1-butanesulfonamide (FBSA)	ND	1.9	ng/L							
Perfluorohexanesulfonic acid (PFHxS)	ND	1.9	ng/L							
Perfluoro-4-oxapentanoic acid (PFMPA)	ND	1.9	ng/L							
Perfluoro-5-oxahexanoic acid (PFMBA)	ND	1.9	ng/L							
6:2 Fluorotelomersulfonic acid (6:2FTS A)	ND	1.9	ng/L							
Perfluoropentanesulfonic acid (PFPeS)	ND	1.9	ng/L							
Perfluoroundecanoic acid (PFUnA)	ND	1.9	ng/L							
Nonafluoro-3,6-dioxaheptanoic acid (NFDHA)	ND	1.9	ng/L							
Perfluoroheptanoic acid (PFHpA)	ND	1.9	ng/L							
Perfluorooctanoic acid (PFOA)	ND	1.9	ng/L							
Perfluorooctanesulfonic acid (PFOS)	ND	1.9	ng/L							
Perfluorononanoic acid (PFNA)	ND	1.9	ng/L							
LCS (B405406-BS1)				Prepared: 05/20/25 Analyzed: 05/21/25						
Perfluorobutanoic acid (PFBA)	8.90	1.9	ng/L	9.263		96.1	73-129			
Perfluorobutanesulfonic acid (PFBS)	8.85	1.9	ng/L	9.263		95.5	72-130			
Perfluoropentanoic acid (PFPeA)	8.04	1.9	ng/L	9.263		86.8	72-129			
Perfluorohexanoic acid (PFHxA)	7.95	1.9	ng/L	9.263		85.9	72-129			
11Cl-PF3OUdS (F53B Major)	7.13	1.9	ng/L	9.263		76.9	35.6-144			
9Cl-PF3ONS (F53B Minor)	7.71	1.9	ng/L	9.263		83.2	51-130			
4,8-Dioxa-3H-perfluorononanoic acid (ADONA)	8.77	1.9	ng/L	9.263		94.7	57.1-131			
Hexafluoropropylene oxide dimer acid (HFPO-DA)	7.73	1.9	ng/L	9.263		83.4	47.6-152			
8:2 Fluorotelomersulfonic acid (8:2FTS A)	8.41	1.9	ng/L	9.263		90.7	67-138			
Perfluorodecanoic acid (PFDA)	8.83	1.9	ng/L	9.263		95.4	71-129			
Perfluorododecanoic acid (PFDoA)	8.28	1.9	ng/L	9.263		89.4	72-134			
Perfluoro(2-ethoxyethane)sulfonic acid (PFEESA)	7.90	1.9	ng/L	9.263		85.3	62.3-144			

Pace Analytical Services, LLC - East Longmeadow, Ma

39 Spruce Street * East Longmeadow, MA 01028 * FAX 413/525-6405 * TEL. 413/525-2332

QUALITY CONTROL

Semivolatile Organic Compounds by - LC/MS-MS - Quality Control

Analyte	Result	Reporting Limit	Units	Spike Level	Source Result	%REC	%REC Limits	RPD	RPD Limit	Notes
Batch B405406 - SOP 454-PFAAS										
LCS (B405406-BS1)				Prepared: 05/20/25 Analyzed: 05/21/25						
Perfluoroheptanesulfonic acid (PFHpS)	7.10	1.9	ng/L	9.263		76.7	69-134			
N-EtFOSAA (NEtFOSAA)	7.22	1.9	ng/L	9.263		78.0	61-135			
N-MeFOSAA (NMeFOSAA)	7.36	1.9	ng/L	9.263		79.5	65-136			
Perfluorotetradecanoic acid (PFTA)	8.81	1.9	ng/L	9.263		95.1	71-132			
Perfluorotridecanoic acid (PFTrDA)	6.96	1.9	ng/L	9.263		75.1	65-144			
4:2 Fluorotelomersulfonic acid (4:2FTS A)	7.73	1.9	ng/L	9.263		83.4	63-143			
Perfluorodecanesulfonic acid (PFDS)	8.39	1.9	ng/L	9.263		90.6	53-142			
Perfluorooctanesulfonamide (FOSA)	7.53	1.9	ng/L	9.263		81.3	67-137			
Perfluorononanesulfonic acid (PFNS)	8.34	1.9	ng/L	9.263		90.0	69-127			
Perfluoro-1-hexanesulfonamide (FHxSA)	9.75	1.9	ng/L	9.263		105	35-131			
Perfluoro-1-butanesulfonamide (FBSA)	8.92	1.9	ng/L	9.263		96.3	53.1-125			
Perfluorohexanesulfonic acid (PFHxS)	9.45	1.9	ng/L	9.263		102	68-131			
Perfluoro-4-oxapentanoic acid (PFMPA)	9.31	1.9	ng/L	9.263		101	62.3-138			
Perfluoro-5-oxahexanoic acid (PFMBA)	8.06	1.9	ng/L	9.263		87.0	60.1-138			
6:2 Fluorotelomersulfonic acid (6:2FTS A)	7.40	1.9	ng/L	9.263		79.9	64-140			
Perfluoropentanesulfonic acid (PFPeS)	7.77	1.9	ng/L	9.263		83.8	71-127			
Perfluoroundecanoic acid (PFUnA)	8.35	1.9	ng/L	9.263		90.2	69-133			
Nonafluoro-3,6-dioxaheptanoic acid (NFDHA)	8.26	1.9	ng/L	9.263		89.2	58.2-144			
Perfluoroheptanoic acid (PFHpA)	7.83	1.9	ng/L	9.263		84.5	72-130			
Perfluorooctanoic acid (PFOA)	7.23	1.9	ng/L	9.263		78.0	71-133			
Perfluorooctanesulfonic acid (PFOS)	9.24	1.9	ng/L	9.263		99.8	65-140			
Perfluorononanoic acid (PFNA)	9.52	1.9	ng/L	9.263		103	69-130			
LCS Dup (B405406-BSD1)				Prepared: 05/20/25 Analyzed: 05/21/25						
Perfluorobutanoic acid (PFBA)	8.97	1.8	ng/L	9.199		97.5	73-129	0.776	30	
Perfluorobutanesulfonic acid (PFBS)	8.99	1.8	ng/L	9.199		97.7	72-130	1.54	30	
Perfluoropentanoic acid (PFPeA)	8.24	1.8	ng/L	9.199		89.6	72-129	2.47	30	
Perfluorohexanoic acid (PFHxA)	8.19	1.8	ng/L	9.199		89.1	72-129	2.95	30	
11Cl-PF3OUdS (F53B Major)	7.13	1.8	ng/L	9.199		77.5	35.6-144	0.0307	30.4	
9Cl-PF3ONS (F53B Minor)	7.24	1.8	ng/L	9.199		78.7	51-130	6.29	27.1	
4,8-Dioxa-3H-perfluorononanoic acid (ADONA)	9.12	1.8	ng/L	9.199		99.1	57.1-131	3.87	20.6	
Hexafluoropropylene oxide dimer acid (HFPO-DA)	7.63	1.8	ng/L	9.199		83.0	47.6-152	1.25	30.8	
8:2 Fluorotelomersulfonic acid (8:2FTS A)	8.79	1.8	ng/L	9.199		95.5	67-138	4.43	30	
Perfluorodecanoic acid (PFDA)	8.92	1.8	ng/L	9.199		97.0	71-129	0.981	30	
Perfluorododecanoic acid (PFDoA)	7.63	1.8	ng/L	9.199		82.9	72-134	8.21	30	
Perfluoro(2-ethoxyethane)sulfonic acid (PFEESA)	8.10	1.8	ng/L	9.199		88.1	62.3-144	2.52	19.9	
Perfluoroheptanesulfonic acid (PFHpS)	6.36	1.8	ng/L	9.199		69.2	69-134	10.9	30	
N-EtFOSAA (NEtFOSAA)	7.61	1.8	ng/L	9.199		82.7	61-135	5.21	30	
N-MeFOSAA (NMeFOSAA)	6.94	1.8	ng/L	9.199		75.5	65-136	5.86	30	
Perfluorotetradecanoic acid (PFTA)	8.74	1.8	ng/L	9.199		95.0	71-132	0.806	30	
Perfluorotridecanoic acid (PFTrDA)	7.46	1.8	ng/L	9.199		81.0	65-144	6.94	30	
4:2 Fluorotelomersulfonic acid (4:2FTS A)	8.23	1.8	ng/L	9.199		89.4	63-143	6.28	30	
Perfluorodecanesulfonic acid (PFDS)	9.42	1.8	ng/L	9.199		102	53-142	11.6	30	
Perfluorooctanesulfonamide (FOSA)	8.26	1.8	ng/L	9.199		89.8	67-137	9.24	30	
Perfluorononanesulfonic acid (PFNS)	8.50	1.8	ng/L	9.199		92.4	69-127	1.93	30	
Perfluoro-1-hexanesulfonamide (FHxSA)	8.94	1.8	ng/L	9.199		97.1	35-131	8.72	25.1	
Perfluoro-1-butanesulfonamide (FBSA)	8.56	1.8	ng/L	9.199		93.0	53.1-125	4.19	22.5	
Perfluorohexanesulfonic acid (PFHxS)	9.13	1.8	ng/L	9.199		99.3	68-131	3.47	30	
Perfluoro-4-oxapentanoic acid (PFMPA)	9.58	1.8	ng/L	9.199		104	62.3-138	2.86	20.6	
Perfluoro-5-oxahexanoic acid (PFMBA)	8.32	1.8	ng/L	9.199		90.4	60.1-138	3.20	20.4	

Pace Analytical Services, LLC - East Longmeadow, Ma

39 Spruce Street * East Longmeadow, MA 01028 * FAX 413/525-6405 * TEL. 413/525-2332

QUALITY CONTROL

Semivolatile Organic Compounds by - LC/MS-MS - Quality Control

Analyte	Result	Reporting Limit	Units	Spike Level	Source Result	%REC	%REC Limits	RPD	RPD Limit	Notes
Batch B405406 - SOP 454-PFAAS										
LCS Dup (B405406-BSD1)				Prepared: 05/20/25 Analyzed: 05/21/25						
6:2 Fluorotelomersulfonic acid (6:2FTS A)	7.41	1.8	ng/L	9.199		80.6	64-140	0.116	30	
Perfluoropentanesulfonic acid (PFPeS)	8.21	1.8	ng/L	9.199		89.2	71-127	5.53	30	
Perfluoroundecanoic acid (PFUnA)	8.20	1.8	ng/L	9.199		89.2	69-133	1.81	30	
Nonafluoro-3,6-dioxaheptanoic acid (NFDHA)	8.53	1.8	ng/L	9.199		92.7	58.2-144	3.22	21.9	
Perfluoroheptanoic acid (PFHpA)	8.40	1.8	ng/L	9.199		91.3	72-130	7.05	30	
Perfluorooctanoic acid (PFOA)	6.94	1.8	ng/L	9.199		75.5	71-133	4.03	30	
Perfluorooctanesulfonic acid (PFOS)	8.51	1.8	ng/L	9.199		92.5	65-140	8.26	30	
Perfluorononanoic acid (PFNA)	9.29	1.8	ng/L	9.199		101	69-130	2.44	30	
Batch B405648 - SOP 454-PFAAS										
Blank (B405648-BLK1)				Prepared: 05/27/25 Analyzed: 05/28/25						
Perfluorobutanoic acid (PFBA)	ND	1.8	ng/L							
Perfluorobutanesulfonic acid (PFBS)	ND	1.8	ng/L							
Perfluoropentanoic acid (PFPeA)	ND	1.8	ng/L							
Perfluorohexanoic acid (PFHxA)	ND	1.8	ng/L							
11Cl-PF3OUdS (F53B Major)	ND	1.8	ng/L							
9Cl-PF3ONS (F53B Minor)	ND	1.8	ng/L							
4,8-Dioxa-3H-perfluorononanoic acid (ADONA)	ND	1.8	ng/L							
Hexafluoropropylene oxide dimer acid (HFPO-DA)	ND	1.8	ng/L							
8:2 Fluorotelomersulfonic acid (8:2FTS A)	ND	1.8	ng/L							
Perfluorodecanoic acid (PFDA)	ND	1.8	ng/L							
Perfluorododecanoic acid (PFDoA)	ND	1.8	ng/L							
Perfluoro(2-ethoxyethane)sulfonic acid (PFEESA)	ND	1.8	ng/L							
Perfluoroheptanesulfonic acid (PFHpS)	ND	1.8	ng/L							
N-EtFOSAA (NEtFOSAA)	ND	1.8	ng/L							
N-MeFOSAA (NMeFOSAA)	ND	1.8	ng/L							
Perfluorotetradecanoic acid (PFTA)	ND	1.8	ng/L							
Perfluorotridecanoic acid (PFTrDA)	ND	1.8	ng/L							
4:2 Fluorotelomersulfonic acid (4:2FTS A)	ND	1.8	ng/L							
Perfluorodecanesulfonic acid (PFDS)	ND	1.8	ng/L							
Perfluorooctanesulfonamide (FOSA)	ND	1.8	ng/L							
Perfluorononanesulfonic acid (PFNS)	ND	1.8	ng/L							
Perfluoro-1-hexanesulfonamide (FHxSA)	ND	1.8	ng/L							
Perfluoro-1-butanesulfonamide (FBSA)	ND	1.8	ng/L							
Perfluorohexanesulfonic acid (PFHxS)	ND	1.8	ng/L							
Perfluoro-4-oxapentanoic acid (PFMPA)	ND	1.8	ng/L							
Perfluoro-5-oxahexanoic acid (PFMBA)	ND	1.8	ng/L							
6:2 Fluorotelomersulfonic acid (6:2FTS A)	ND	1.8	ng/L							
Perfluoropentanesulfonic acid (PFPeS)	ND	1.8	ng/L							
Perfluoroundecanoic acid (PFUnA)	ND	1.8	ng/L							
Nonafluoro-3,6-dioxaheptanoic acid (NFDHA)	ND	1.8	ng/L							
Perfluoroheptanoic acid (PFHpA)	ND	1.8	ng/L							
Perfluorooctanoic acid (PFOA)	ND	1.8	ng/L							
Perfluorooctanesulfonic acid (PFOS)	ND	1.8	ng/L							
Perfluorononanoic acid (PFNA)	ND	1.8	ng/L							

Pace Analytical Services, LLC - East Longmeadow, Ma

39 Spruce Street * East Longmeadow, MA 01028 * FAX 413/525-6405 * TEL. 413/525-2332

QUALITY CONTROL

Semivolatile Organic Compounds by - LC/MS-MS - Quality Control

Analyte	Result	Reporting Limit	Units	Spike Level	Source Result	%REC	%REC Limits	RPD	RPD Limit	Notes
Batch B405648 - SOP 454-PFAAS										
LCS (B405648-BS1)				Prepared: 05/27/25 Analyzed: 05/28/25						
Perfluorobutanoic acid (PFBA)	9.75	1.9	ng/L	9.311		105	73-129			
Perfluorobutanesulfonic acid (PFBS)	8.54	1.9	ng/L	9.311		91.7	72-130			
Perfluoropentanoic acid (PFPeA)	8.23	1.9	ng/L	9.311		88.4	72-129			
Perfluorohexanoic acid (PFHxA)	8.18	1.9	ng/L	9.311		87.8	72-129			
11Cl-PF3OUdS (F53B Major)	7.35	1.9	ng/L	9.311		79.0	35.6-144			
9Cl-PF3ONS (F53B Minor)	7.37	1.9	ng/L	9.311		79.2	51-130			
4,8-Dioxa-3H-perfluorononanoic acid (ADONA)	8.00	1.9	ng/L	9.311		85.9	57.1-131			
Hexafluoropropylene oxide dimer acid (HFPO-DA)	7.00	1.9	ng/L	9.311		75.1	47.6-152			
8:2 Fluorotelomersulfonic acid (8:2FTS A)	8.48	1.9	ng/L	9.311		91.0	67-138			
Perfluorodecanoic acid (PFDA)	8.69	1.9	ng/L	9.311		93.4	71-129			
Perfluorododecanoic acid (PFDoA)	7.32	1.9	ng/L	9.311		78.6	72-134			
Perfluoro(2-ethoxyethane)sulfonic acid (PFEESA)	7.56	1.9	ng/L	9.311		81.2	62.3-144			
Perfluoroheptanesulfonic acid (PFHpS)	7.86	1.9	ng/L	9.311		84.4	69-134			
N-EtFOSAA (NEtFOSAA)	9.61	1.9	ng/L	9.311		103	61-135			
N-MeFOSAA (NMeFOSAA)	8.85	1.9	ng/L	9.311		95.0	65-136			
Perfluorotetradecanoic acid (PFTA)	8.09	1.9	ng/L	9.311		86.9	71-132			
Perfluorotridecanoic acid (PFTrDA)	7.28	1.9	ng/L	9.311		78.2	65-144			
4:2 Fluorotelomersulfonic acid (4:2FTS A)	9.44	1.9	ng/L	9.311		101	63-143			
Perfluorodecanesulfonic acid (PFDS)	7.85	1.9	ng/L	9.311		84.3	53-142			
Perfluorooctanesulfonamide (FOSA)	7.87	1.9	ng/L	9.311		84.5	67-137			
Perfluorononanesulfonic acid (PFNS)	7.86	1.9	ng/L	9.311		84.4	69-127			
Perfluoro-1-hexanesulfonamide (FHxSA)	9.23	1.9	ng/L	9.311		99.1	35-131			
Perfluoro-1-butanesulfonamide (FBSA)	8.05	1.9	ng/L	9.311		86.4	53.1-125			
Perfluorohexanesulfonic acid (PFHxS)	9.01	1.9	ng/L	9.311		96.8	68-131			
Perfluoro-4-oxapentanoic acid (PFMPA)	8.87	1.9	ng/L	9.311		95.2	62.3-138			
Perfluoro-5-oxahexanoic acid (PFMBA)	8.04	1.9	ng/L	9.311		86.4	60.1-138			
6:2 Fluorotelomersulfonic acid (6:2FTS A)	9.31	1.9	ng/L	9.311		100	64-140			
Perfluoropentanesulfonic acid (PFPeS)	8.35	1.9	ng/L	9.311		89.7	71-127			
Perfluoroundecanoic acid (PFUnA)	7.29	1.9	ng/L	9.311		78.3	69-133			
Nonafluoro-3,6-dioxaheptanoic acid (NFDHA)	8.25	1.9	ng/L	9.311		88.6	58.2-144			
Perfluoroheptanoic acid (PFHpA)	7.61	1.9	ng/L	9.311		81.7	72-130			
Perfluorooctanoic acid (PFOA)	7.40	1.9	ng/L	9.311		79.5	71-133			
Perfluorooctanesulfonic acid (PFOS)	7.62	1.9	ng/L	9.311		81.8	65-140			
Perfluorononanoic acid (PFNA)	8.35	1.9	ng/L	9.311		89.6	69-130			
LCS Dup (B405648-BSD1)				Prepared: 05/27/25 Analyzed: 05/28/25						
Perfluorobutanoic acid (PFBA)	10.5	1.9	ng/L	9.392		112	73-129	7.53	30	
Perfluorobutanesulfonic acid (PFBS)	9.40	1.9	ng/L	9.392		100	72-130	9.53	30	
Perfluoropentanoic acid (PFPeA)	9.08	1.9	ng/L	9.392		96.7	72-129	9.81	30	
Perfluorohexanoic acid (PFHxA)	8.72	1.9	ng/L	9.392		92.9	72-129	6.46	30	
11Cl-PF3OUdS (F53B Major)	8.40	1.9	ng/L	9.392		89.4	35.6-144	13.3	30.4	
9Cl-PF3ONS (F53B Minor)	9.11	1.9	ng/L	9.392		97.0	51-130	21.1	27.1	
4,8-Dioxa-3H-perfluorononanoic acid (ADONA)	9.37	1.9	ng/L	9.392		99.7	57.1-131	15.8	20.6	
Hexafluoropropylene oxide dimer acid (HFPO-DA)	7.48	1.9	ng/L	9.392		79.6	47.6-152	6.67	30.8	
8:2 Fluorotelomersulfonic acid (8:2FTS A)	9.37	1.9	ng/L	9.392		99.8	67-138	10.0	30	
Perfluorodecanoic acid (PFDA)	9.20	1.9	ng/L	9.392		98.0	71-129	5.69	30	
Perfluorododecanoic acid (PFDoA)	7.17	1.9	ng/L	9.392		76.3	72-134	2.11	30	
Perfluoro(2-ethoxyethane)sulfonic acid (PFEESA)	8.19	1.9	ng/L	9.392		87.2	62.3-144	8.05	19.9	

Pace Analytical Services, LLC - East Longmeadow, Ma

39 Spruce Street * East Longmeadow, MA 01028 * FAX 413/525-6405 * TEL. 413/525-2332

QUALITY CONTROL

Semivolatile Organic Compounds by - LC/MS-MS - Quality Control

Analyte	Result	Reporting Limit	Units	Spike Level	Source Result	%REC	%REC Limits	RPD	RPD Limit	Notes
Batch B405648 - SOP 454-PFAAS										
LCS Dup (B405648-BSD1)				Prepared: 05/27/25 Analyzed: 05/28/25						
Perfluoroheptanesulfonic acid (PFHpS)	8.99	1.9	ng/L	9.392		95.7	69-134	13.4	30	
N-EtFOSAA (NEtFOSAA)	9.75	1.9	ng/L	9.392		104	61-135	1.41	30	
N-MeFOSAA (NMeFOSAA)	8.95	1.9	ng/L	9.392		95.3	65-136	1.16	30	
Perfluorotetradecanoic acid (PFTA)	9.30	1.9	ng/L	9.392		99.1	71-132	13.9	30	
Perfluorotridecanoic acid (PFTrDA)	7.51	1.9	ng/L	9.392		80.0	65-144	3.07	30	
4:2 Fluorotelomersulfonic acid (4:2FTS A)	10.6	1.9	ng/L	9.392		113	63-143	11.4	30	
Perfluorodecanesulfonic acid (PFDS)	8.80	1.9	ng/L	9.392		93.7	53-142	11.4	30	
Perfluorooctanesulfonamide (FOSA)	7.97	1.9	ng/L	9.392		84.9	67-137	1.27	30	
Perfluorononanesulfonic acid (PFNS)	8.95	1.9	ng/L	9.392		95.3	69-127	13.0	30	
Perfluoro-1-hexanesulfonamide (FHxSA)	9.10	1.9	ng/L	9.392		96.9	35-131	1.40	25.1	
Perfluoro-1-butanesulfonamide (FBSA)	8.57	1.9	ng/L	9.392		91.2	53.1-125	6.25	22.5	
Perfluorohexanesulfonic acid (PFHxS)	9.14	1.9	ng/L	9.392		97.3	68-131	1.36	30	
Perfluoro-4-oxapentanoic acid (PFMPA)	9.22	1.9	ng/L	9.392		98.2	62.3-138	3.93	20.6	
Perfluoro-5-oxahexanoic acid (PFMBA)	8.32	1.9	ng/L	9.392		88.6	60.1-138	3.37	20.4	
6:2 Fluorotelomersulfonic acid (6:2FTS A)	9.80	1.9	ng/L	9.392		104	64-140	5.09	30	
Perfluoropentanesulfonic acid (PFPeS)	8.81	1.9	ng/L	9.392		93.9	71-127	5.36	30	
Perfluoroundecanoic acid (PFUnA)	8.00	1.9	ng/L	9.392		85.1	69-133	9.20	30	
Nonafluoro-3,6-dioxaheptanoic acid (NFDHA)	8.97	1.9	ng/L	9.392		95.5	58.2-144	8.34	21.9	
Perfluoroheptanoic acid (PFHpA)	8.55	1.9	ng/L	9.392		91.1	72-130	11.7	30	
Perfluorooctanoic acid (PFOA)	7.75	1.9	ng/L	9.392		82.5	71-133	4.57	30	
Perfluorooctanesulfonic acid (PFOS)	8.87	1.9	ng/L	9.392		94.5	65-140	15.2	30	
Perfluorononanoic acid (PFNA)	9.29	1.9	ng/L	9.392		98.9	69-130	10.7	30	

Pace Analytical Services, LLC - East Longmeadow, Ma

39 Spruce Street * East Longmeadow, MA 01028 * FAX 413/525-6405 * TEL. 413/525-2332

FLAG/QUALIFIER SUMMARY

*	QC result is outside of established limits.
†	Wide recovery limits established for difficult compound.
‡	Wide RPD limits established for difficult compound.
#	Data exceeded client recommended or regulatory level
ND	Not Detected
RL	Reporting Limit is at the level of quantitation (LOQ)
DL	Detection Limit is the lower limit of detection determined by the MDL study
MCL	Maximum Contaminant Level
	Percent recoveries and relative percent differences (RPDs) are determined by the software using values in the calculation which have not been rounded.
	No results have been blank subtracted unless specified in the case narrative section.
L-07	Either laboratory fortified blank/laboratory control sample or duplicate recovery is outside of control limits, but the other is within limits. RPD between the two LFB/LCS results is within method specified criteria.
PF-17	Extracted Internal Standard recovery is outside of control limits. Data is not significantly affected since associated analyte is not detected and bias is on the high side.
PF-18	Re-analysis confirmed Extracted Internal Standard failure due to matrix effects.
PF-23	Qualifier ion ratio <50% of associated calibration. Detection is suspect.
RL-07	Elevated reporting limit based on lowest point in calibration. MA CAM reporting limit not met.
S-29	Extracted Internal Standard is outside of control limits.
V-05	Continuing calibration verification (CCV) did not meet method specifications and was biased on the low side for this compound.
V-16	Response factor is less than method specified minimum acceptable value. Reduced precision and accuracy may be associated with reported result.
V-20	Continuing calibration verification (CCV) did not meet method specifications and was biased on the high side. Data validation is not affected since sample result was "not detected" for this compound.

Pace Analytical Services, LLC - East Longmeadow, Ma

39 Spruce Street * East Longmeadow, MA 01028 * FAX 413/525-6405 * TEL. 413/525-2332

INTERNAL STANDARD AREA AND RT SUMMARY

SOP-454 PFAS

Internal Standard	Response	RT	Reference Response	Reference RT	Area %	Area % Limits	RT Diff	RT Diff Limit	Q
SPD-MW-906 (25E1382-01)			Lab File ID: 25E1382-01.d			Analyzed: 05/21/25 10:08			
M8FOSA	336876.5	4.0628	442,982.00	4.0628	76	50 - 150	0.0000	+/-0.50	
M2-4:2FTS	158770.6	2.704533	271,477.00	2.71275	58	50 - 150	-0.0082	+/-0.50	
M2PFTA	1076582	4.404267	1,358,116.00	4.404267	79	50 - 150	0.0000	+/-0.50	
M2-8:2FTS	84084.3	3.877333	118,368.00	3.877333	71	50 - 150	0.0000	+/-0.50	
MPFBA	464239.3	1.1593	688,562.00	1.151	67	50 - 150	0.0083	+/-0.50	
M3HFPO-DA	83227.59	2.997283	107,883.00	2.997283	77	50 - 150	0.0000	+/-0.50	
M6PFDA	679996.4	3.877817	785,350.00	3.877817	87	50 - 150	0.0000	+/-0.50	
M3PFBS	180537.8	2.0716	198,915.00	2.0716	91	50 - 150	0.0000	+/-0.50	
M7PFUnA	649572.9	4.028266	805,474.00	4.028266	81	50 - 150	0.0000	+/-0.50	
M2-6:2FTS	139737.6	3.527583	143,408.00	3.527583	97	50 - 150	0.0000	+/-0.50	
M5PFPeA	572557.4	1.88415	632,088.00	1.88415	91	50 - 150	0.0000	+/-0.50	
M5PFHxA	1175450	2.790217	1,271,044.00	2.7984	92	50 - 150	-0.0082	+/-0.50	
M3PFHxS	131701.4	3.31875	156,211.00	3.31875	84	50 - 150	0.0000	+/-0.50	
M4PFHpA	1280560	3.2869	1,437,223.00	3.2869	89	50 - 150	0.0000	+/-0.50	
M8PFOA	1036794	3.544333	1,147,741.00	3.544317	90	50 - 150	0.0000	+/-0.50	
M8PFOS	142598.6	3.7185	154,171.00	3.7185	92	50 - 150	0.0000	+/-0.50	
M9PFNA	711812.8	3.719533	784,414.00	3.719533	91	50 - 150	0.0000	+/-0.50	
MPFDoA	623590.3	4.163033	827,180.00	4.17105	75	50 - 150	-0.0080	+/-0.50	
D5-NEtFOSAA	173887.3	4.035733	231,849.00	4.035733	75	50 - 150	0.0000	+/-0.50	
D3-NMeFOSAA	220912	3.956167	268,584.00	3.956167	82	50 - 150	0.0000	+/-0.50	

Pace Analytical Services, LLC - East Longmeadow, Ma

39 Spruce Street * East Longmeadow, MA 01028 * FAX 413/525-6405 * TEL. 413/525-2332

INTERNAL STANDARD AREA AND RT SUMMARY

SOP-454 PFAS

Internal Standard	Response	RT	Reference Response	Reference RT	Area %	Area % Limits	RT Diff	RT Diff Limit	Q
SPD-MW-602 (25E1382-02)			Lab File ID: 25E1382-02.d			Analyzed: 05/21/25 10:15			
M8FOSA	286032.8	4.062817	442,982.00	4.0628	65	50 - 150	0.0000	+/-0.50	
M2-4:2FTS	219091	2.704533	271,477.00	2.71275	81	50 - 150	-0.0082	+/-0.50	
M2PFTA	414590.9	4.404267	1,358,116.00	4.404267	31	50 - 150	0.0000	+/-0.50	*
M2-8:2FTS	130395.2	3.877333	118,368.00	3.877333	110	50 - 150	0.0000	+/-0.50	
MPFBA	499639.5	1.1593	688,562.00	1.151	73	50 - 150	0.0083	+/-0.50	
M3HFPO-DA	89888.14	2.997283	107,883.00	2.997283	83	50 - 150	0.0000	+/-0.50	
M6PFDA	672768	3.877817	785,350.00	3.877817	86	50 - 150	0.0000	+/-0.50	
M3PFBS	190551.5	2.0716	198,915.00	2.0716	96	50 - 150	0.0000	+/-0.50	
M7PFUnA	607063	4.028266	805,474.00	4.028266	75	50 - 150	0.0000	+/-0.50	
M2-6:2FTS	198178.3	3.527583	143,408.00	3.527583	138	50 - 150	0.0000	+/-0.50	
M5PFPeA	587954.6	1.88415	632,088.00	1.88415	93	50 - 150	0.0000	+/-0.50	
M5PFHxA	1202856	2.790217	1,271,044.00	2.7984	95	50 - 150	-0.0082	+/-0.50	
M3PFHxS	138431.3	3.31875	156,211.00	3.31875	89	50 - 150	0.0000	+/-0.50	
M4PFHpA	1346207	3.2869	1,437,223.00	3.2869	94	50 - 150	0.0000	+/-0.50	
M8PFOA	1064032	3.544333	1,147,741.00	3.544317	93	50 - 150	0.0000	+/-0.50	
M8PFOS	138287.9	3.7185	154,171.00	3.7185	90	50 - 150	0.0000	+/-0.50	
M9PFNA	712715.3	3.719533	784,414.00	3.719533	91	50 - 150	0.0000	+/-0.50	
MPFDoA	549962.1	4.163033	827,180.00	4.17105	66	50 - 150	-0.0080	+/-0.50	
D5-NEtFOSAA	189801.1	4.035733	231,849.00	4.035733	82	50 - 150	0.0000	+/-0.50	
D3-NMeFOSAA	229468.6	3.956167	268,584.00	3.956167	85	50 - 150	0.0000	+/-0.50	

Pace Analytical Services, LLC - East Longmeadow, Ma

39 Spruce Street * East Longmeadow, MA 01028 * FAX 413/525-6405 * TEL. 413/525-2332

INTERNAL STANDARD AREA AND RT SUMMARY

SOP-454 PFAS

Internal Standard	Response	RT	Reference Response	Reference RT	Area %	Area % Limits	RT Diff	RT Diff Limit	Q
SPD-MW-905 (25E1382-03)			Lab File ID: 25E1382-03.d			Analyzed: 05/21/25 10:22			
M8FOSA	247721.6	4.062817	442,982.00	4.0628	56	50 - 150	0.0000	+/-0.50	
M2-4:2FTS	437706.8	2.696317	271,477.00	2.71275	161	50 - 150	-0.0164	+/-0.50	*
M2PFTA	774500.1	4.404267	1,358,116.00	4.404267	57	50 - 150	0.0000	+/-0.50	
M2-8:2FTS	173895.1	3.877333	118,368.00	3.877333	147	50 - 150	0.0000	+/-0.50	
MPFBA	214039.7	1.151	688,562.00	1.151	31	50 - 150	0.0000	+/-0.50	*
M3HFPO-DA	63862.94	2.989167	107,883.00	2.997283	59	50 - 150	-0.0081	+/-0.50	
M6PFDA	535535.2	3.877833	785,350.00	3.877817	68	50 - 150	0.0000	+/-0.50	
M3PFBS	149562.5	2.063317	198,915.00	2.0716	75	50 - 150	-0.0083	+/-0.50	
M7PFUnA	587132.1	4.028266	805,474.00	4.028266	73	50 - 150	0.0000	+/-0.50	
M2-6:2FTS	240493.8	3.527583	143,408.00	3.527583	168	50 - 150	0.0000	+/-0.50	*
M5PFPeA	417889.3	1.87585	632,088.00	1.88415	66	50 - 150	-0.0083	+/-0.50	
M5PFHxA	983894.7	2.782033	1,271,044.00	2.7984	77	50 - 150	-0.0164	+/-0.50	
M3PFHxS	109981	3.31075	156,211.00	3.31875	70	50 - 150	-0.0080	+/-0.50	
M4PFHpA	986865.6	3.2869	1,437,223.00	3.2869	69	50 - 150	0.0000	+/-0.50	
M8PFOA	789898.3	3.536067	1,147,741.00	3.544317	69	50 - 150	-0.0082	+/-0.50	
M8PFOS	109116.8	3.7185	154,171.00	3.7185	71	50 - 150	0.0000	+/-0.50	
M9PFNA	539706.9	3.719533	784,414.00	3.719533	69	50 - 150	0.0000	+/-0.50	
MPFDoA	549600.8	4.163033	827,180.00	4.17105	66	50 - 150	-0.0080	+/-0.50	
D5-NEtFOSAA	180592.2	4.03575	231,849.00	4.035733	78	50 - 150	0.0000	+/-0.50	
D3-NMeFOSAA	200949	3.956167	268,584.00	3.956167	75	50 - 150	0.0000	+/-0.50	

Pace Analytical Services, LLC - East Longmeadow, Ma

39 Spruce Street * East Longmeadow, MA 01028 * FAX 413/525-6405 * TEL. 413/525-2332

INTERNAL STANDARD AREA AND RT SUMMARY

SOP-454 PFAS

Internal Standard	Response	RT	Reference Response	Reference RT	Area %	Area % Limits	RT Diff	RT Diff Limit	Q
SPD-MW-501 (25E1382-04)			Lab File ID: 25E1382-04.d			Analyzed: 05/21/25 10:29			
M8FOSA	337625.6	4.0628	442,982.00	4.0628	76	50 - 150	0.0000	+/-0.50	
M2-4:2FTS	245477.5	2.704533	271,477.00	2.71275	90	50 - 150	-0.0082	+/-0.50	
M2PFTA	784802.9	4.404267	1,358,116.00	4.404267	58	50 - 150	0.0000	+/-0.50	
M2-8:2FTS	102497.8	3.877333	118,368.00	3.877333	87	50 - 150	0.0000	+/-0.50	
MPFBA	409944.8	1.1593	688,562.00	1.151	60	50 - 150	0.0083	+/-0.50	
M3HFPO-DA	75816.2	2.997283	107,883.00	2.997283	70	50 - 150	0.0000	+/-0.50	
M6PFDA	644200.4	3.877817	785,350.00	3.877817	82	50 - 150	0.0000	+/-0.50	
M3PFBS	172188.5	2.0716	198,915.00	2.0716	87	50 - 150	0.0000	+/-0.50	
M7PFUnA	603611.4	4.028266	805,474.00	4.028266	75	50 - 150	0.0000	+/-0.50	
M2-6:2FTS	179970.6	3.527583	143,408.00	3.527583	125	50 - 150	0.0000	+/-0.50	
M5PFPeA	562694.7	1.88415	632,088.00	1.88415	89	50 - 150	0.0000	+/-0.50	
M5PFHxA	1166656	2.790217	1,271,044.00	2.7984	92	50 - 150	-0.0082	+/-0.50	
M3PFHxS	127273	3.31875	156,211.00	3.31875	81	50 - 150	0.0000	+/-0.50	
M4PFHpA	1264059	3.2869	1,437,223.00	3.2869	88	50 - 150	0.0000	+/-0.50	
M8PFOA	1011012	3.544333	1,147,741.00	3.544317	88	50 - 150	0.0000	+/-0.50	
M8PFOS	130336.4	3.7185	154,171.00	3.7185	85	50 - 150	0.0000	+/-0.50	
M9PFNA	698250.9	3.719533	784,414.00	3.719533	89	50 - 150	0.0000	+/-0.50	
MPFDoA	563748.2	4.163033	827,180.00	4.17105	68	50 - 150	-0.0080	+/-0.50	
D5-NEtFOSAA	173278.2	4.035733	231,849.00	4.035733	75	50 - 150	0.0000	+/-0.50	
D3-NMeFOSAA	234502	3.956167	268,584.00	3.956167	87	50 - 150	0.0000	+/-0.50	

Pace Analytical Services, LLC - East Longmeadow, Ma

39 Spruce Street * East Longmeadow, MA 01028 * FAX 413/525-6405 * TEL. 413/525-2332

INTERNAL STANDARD AREA AND RT SUMMARY

SOP-454 PFAS

Internal Standard	Response	RT	Reference Response	Reference RT	Area %	Area % Limits	RT Diff	RT Diff Limit	Q
SPD-MW-401S (25E1382-05)			Lab File ID: 25E1382-05.d			Analyzed: 05/21/25 10:37			
M8FOSA	224667.3	4.062817	442,982.00	4.0628	51	50 - 150	0.0000	+/-0.50	
M2-4:2FTS	284297.4	2.704533	271,477.00	2.71275	105	50 - 150	-0.0082	+/-0.50	
M2PFTA	281178.3	4.404267	1,358,116.00	4.404267	21	50 - 150	0.0000	+/-0.50	*
M2-8:2FTS	131474.1	3.877333	118,368.00	3.877333	111	50 - 150	0.0000	+/-0.50	
MPFBA	369601.4	1.1593	688,562.00	1.151	54	50 - 150	0.0083	+/-0.50	
M3HFPO-DA	70487.38	2.997283	107,883.00	2.997283	65	50 - 150	0.0000	+/-0.50	
M6PFDA	600721.9	3.877817	785,350.00	3.877817	76	50 - 150	0.0000	+/-0.50	
M3PFBS	167400.2	2.0716	198,915.00	2.0716	84	50 - 150	0.0000	+/-0.50	
M7PFUnA	570640.7	4.028266	805,474.00	4.028266	71	50 - 150	0.0000	+/-0.50	
M2-6:2FTS	191380.5	3.527583	143,408.00	3.527583	133	50 - 150	0.0000	+/-0.50	
M5PFPeA	527443.3	1.88415	632,088.00	1.88415	83	50 - 150	0.0000	+/-0.50	
M5PFHxA	1115385	2.790217	1,271,044.00	2.7984	88	50 - 150	-0.0082	+/-0.50	
M3PFHxS	129719.3	3.31075	156,211.00	3.31875	83	50 - 150	-0.0080	+/-0.50	
M4PFHpA	1188890	3.2869	1,437,223.00	3.2869	83	50 - 150	0.0000	+/-0.50	
M8PFOA	972348.1	3.544333	1,147,741.00	3.544317	85	50 - 150	0.0000	+/-0.50	
M8PFOS	130698.3	3.7185	154,171.00	3.7185	85	50 - 150	0.0000	+/-0.50	
M9PFNA	629114.9	3.719533	784,414.00	3.719533	80	50 - 150	0.0000	+/-0.50	
MPFDoA	440930.6	4.163033	827,180.00	4.17105	53	50 - 150	-0.0080	+/-0.50	
D5-NEtFOSAA	158989.5	4.035733	231,849.00	4.035733	69	50 - 150	0.0000	+/-0.50	
D3-NMeFOSAA	240436.2	3.956167	268,584.00	3.956167	90	50 - 150	0.0000	+/-0.50	
Pentafluorobenzene	160747	4.272	167,543.00	4.275	96	50 - 200	-0.0030	+/-0.50	
1,4-Difluorobenzene	240178	4.997	242,720.00	4.994	99	50 - 200	0.0030	+/-0.50	
Chlorobenzene-d5	118862	7.836	127,681.00	7.833	93	50 - 200	0.0030	+/-0.50	
1,4-Dichlorobenzene-d4	112084	10.131	129,921.00	10.128	86	50 - 200	0.0030	+/-0.50	

Pace Analytical Services, LLC - East Longmeadow, Ma

39 Spruce Street * East Longmeadow, MA 01028 * FAX 413/525-6405 * TEL. 413/525-2332

INTERNAL STANDARD AREA AND RT SUMMARY

SOP-454 PFAS

Internal Standard	Response	RT	Reference Response	Reference RT	Area %	Area % Limits	RT Diff	RT Diff Limit	Q
DUP-1 (25E1382-06)			Lab File ID: 25E1382-06.d			Analyzed: 05/21/25 11:05			
M8FOSA	308050.8	4.062817	442,982.00	4.0628	70	50 - 150	0.0000	+/-0.50	
M2-4:2FTS	310496	2.704533	271,477.00	2.704533	114	50 - 150	0.0000	+/-0.50	
M2PFTA	778643.5	4.404267	1,358,116.00	4.404267	57	50 - 150	0.0000	+/-0.50	
M2-8:2FTS	141184.9	3.877333	118,368.00	3.877333	119	50 - 150	0.0000	+/-0.50	
MPFBA	353047.3	1.1593	688,562.00	1.151	51	50 - 150	0.0083	+/-0.50	
M3HFPO-DA	66143.12	2.997283	107,883.00	2.997283	61	50 - 150	0.0000	+/-0.50	
M6PFDA	637662.1	3.877817	785,350.00	3.877817	81	50 - 150	0.0000	+/-0.50	
M3PFBS	167280.8	2.0716	198,915.00	2.0716	84	50 - 150	0.0000	+/-0.50	
M7PFUnA	530637.2	4.028266	805,474.00	4.028266	66	50 - 150	0.0000	+/-0.50	
M2-6:2FTS	201699.4	3.527583	143,408.00	3.53555	141	50 - 150	-0.0080	+/-0.50	
M5PFPeA	512066.8	1.88415	632,088.00	1.88415	81	50 - 150	0.0000	+/-0.50	
M5PFHxA	1104177	2.790217	1,271,044.00	2.790217	87	50 - 150	0.0000	+/-0.50	
M3PFHxS	118615.6	3.31075	156,211.00	3.31875	76	50 - 150	-0.0080	+/-0.50	
M4PFHpA	1171880	3.2869	1,437,223.00	3.2869	82	50 - 150	0.0000	+/-0.50	
M8PFOA	938175	3.544333	1,147,741.00	3.544333	82	50 - 150	0.0000	+/-0.50	
M8PFOS	125861.5	3.7185	154,171.00	3.7185	82	50 - 150	0.0000	+/-0.50	
M9PFNA	633367.1	3.719533	784,414.00	3.719533	81	50 - 150	0.0000	+/-0.50	
MPFDoA	518998.3	4.163033	827,180.00	4.163033	63	50 - 150	0.0000	+/-0.50	
D5-NEtFOSAA	171828.8	4.035733	231,849.00	4.035733	74	50 - 150	0.0000	+/-0.50	
D3-NMeFOSAA	236454.3	3.956167	268,584.00	3.956167	88	50 - 150	0.0000	+/-0.50	
Pentafluorobenzene	159200	4.269	167,543.00	4.275	95	50 - 200	-0.0060	+/-0.50	
1,4-Difluorobenzene	233994	4.994	242,720.00	4.994	96	50 - 200	0.0000	+/-0.50	
Chlorobenzene-d5	117809	7.83	127,681.00	7.833	92	50 - 200	-0.0030	+/-0.50	
1,4-Dichlorobenzene-d4	107642	10.131	129,921.00	10.128	83	50 - 200	0.0030	+/-0.50	

Pace Analytical Services, LLC - East Longmeadow, Ma

39 Spruce Street * East Longmeadow, MA 01028 * FAX 413/525-6405 * TEL. 413/525-2332

INTERNAL STANDARD AREA AND RT SUMMARY

SOP-454 PFAS

Internal Standard	Response	RT	Reference Response	Reference RT	Area %	Area % Limits	RT Diff	RT Diff Limit	Q
SPD-MW-704 (25E1382-07)			Lab File ID: 25E1382-07.d			Analyzed: 05/21/25 11:12			
M8FOSA	199415.9	4.0628	442,982.00	4.0628	45	50 - 150	0.0000	+/-0.50	*
M2-4:2FTS	140543	2.704533	271,477.00	2.704533	52	50 - 150	0.0000	+/-0.50	
M2PFTA	361098.3	4.404267	1,358,116.00	4.404267	27	50 - 150	0.0000	+/-0.50	*
M2-8:2FTS	75466.9	3.877333	118,368.00	3.877333	64	50 - 150	0.0000	+/-0.50	
MPFBA	409716.5	1.1593	688,562.00	1.151	60	50 - 150	0.0083	+/-0.50	
M3HFPO-DA	75157.02	2.997283	107,883.00	2.997283	70	50 - 150	0.0000	+/-0.50	
M6PFDA	519103	3.877817	785,350.00	3.877817	66	50 - 150	0.0000	+/-0.50	
M3PFBS	151810.3	2.0716	198,915.00	2.0716	76	50 - 150	0.0000	+/-0.50	
M7PFUnA	472993.2	4.028266	805,474.00	4.028266	59	50 - 150	0.0000	+/-0.50	
M2-6:2FTS	113795.9	3.527583	143,408.00	3.53555	79	50 - 150	-0.0080	+/-0.50	
M5PFPeA	482609.9	1.88415	632,088.00	1.88415	76	50 - 150	0.0000	+/-0.50	
M5PFHxA	971443.6	2.790217	1,271,044.00	2.790217	76	50 - 150	0.0000	+/-0.50	
M3PFHxS	113084.7	3.31875	156,211.00	3.31875	72	50 - 150	0.0000	+/-0.50	
M4PFHpA	1049265	3.2869	1,437,223.00	3.2869	73	50 - 150	0.0000	+/-0.50	
M8PFOA	857064.3	3.544333	1,147,741.00	3.544333	75	50 - 150	0.0000	+/-0.50	
M8PFOS	114288.8	3.7185	154,171.00	3.7185	74	50 - 150	0.0000	+/-0.50	
M9PFNA	572501.9	3.719533	784,414.00	3.719533	73	50 - 150	0.0000	+/-0.50	
MPFDoA	390463	4.163033	827,180.00	4.163033	47	50 - 150	0.0000	+/-0.50	*
D5-NEtFOSAA	140011.4	4.035733	231,849.00	4.035733	60	50 - 150	0.0000	+/-0.50	
D3-NMeFOSAA	167373.8	3.956167	268,584.00	3.956167	62	50 - 150	0.0000	+/-0.50	
Pentafluorobenzene	160408	4.269	167,543.00	4.275	96	50 - 200	-0.0060	+/-0.50	
1,4-Difluorobenzene	235640	4.994	242,720.00	4.994	97	50 - 200	0.0000	+/-0.50	
Chlorobenzene-d5	120910	7.83	127,681.00	7.833	95	50 - 200	-0.0030	+/-0.50	
1,4-Dichlorobenzene-d4	110223	10.131	129,921.00	10.128	85	50 - 200	0.0030	+/-0.50	

Pace Analytical Services, LLC - East Longmeadow, Ma

39 Spruce Street * East Longmeadow, MA 01028 * FAX 413/525-6405 * TEL. 413/525-2332

INTERNAL STANDARD AREA AND RT SUMMARY

SOP-454 PFAS

Internal Standard	Response	RT	Reference Response	Reference RT	Area %	Area % Limits	RT Diff	RT Diff Limit	Q
SPD-IW-101 (25E1382-08)			Lab File ID: 25E1382-08.d			Analyzed: 05/21/25 11:20			
M8FOSA	327267.5	4.0628	442,982.00	4.0628	74	50 - 150	0.0000	+/-0.50	
M2-4:2FTS	225729.5	2.704533	271,477.00	2.704533	83	50 - 150	0.0000	+/-0.50	
M2PFTA	1066168	4.404267	1,358,116.00	4.404267	79	50 - 150	0.0000	+/-0.50	
M2-8:2FTS	94285.1	3.877333	118,368.00	3.877333	80	50 - 150	0.0000	+/-0.50	
MPFBA	425589.4	1.151	688,562.00	1.151	62	50 - 150	0.0000	+/-0.50	
M3HFPO-DA	76216.96	2.997283	107,883.00	2.997283	71	50 - 150	0.0000	+/-0.50	
M6PFDA	706467.8	3.877817	785,350.00	3.877817	90	50 - 150	0.0000	+/-0.50	
M3PFBS	187144.9	2.0716	198,915.00	2.0716	94	50 - 150	0.0000	+/-0.50	
M7PFUnA	709339.5	4.028266	805,474.00	4.028266	88	50 - 150	0.0000	+/-0.50	
M2-6:2FTS	168824.7	3.527583	143,408.00	3.53555	118	50 - 150	-0.0080	+/-0.50	
M5PFPeA	587402.4	1.88415	632,088.00	1.88415	93	50 - 150	0.0000	+/-0.50	
M5PFHxA	1230523	2.790217	1,271,044.00	2.790217	97	50 - 150	0.0000	+/-0.50	
M3PFHxS	139740.9	3.31075	156,211.00	3.31875	89	50 - 150	-0.0080	+/-0.50	
M4PFHpA	1340100	3.2869	1,437,223.00	3.2869	93	50 - 150	0.0000	+/-0.50	
M8PFOA	1105171	3.544333	1,147,741.00	3.544333	96	50 - 150	0.0000	+/-0.50	
M8PFOS	142564.3	3.7185	154,171.00	3.7185	92	50 - 150	0.0000	+/-0.50	
M9PFNA	733976.5	3.719533	784,414.00	3.719533	94	50 - 150	0.0000	+/-0.50	
MPFDoA	670360.6	4.163033	827,180.00	4.163033	81	50 - 150	0.0000	+/-0.50	
D5-NEtFOSAA	203368.2	4.035733	231,849.00	4.035733	88	50 - 150	0.0000	+/-0.50	
D3-NMeFOSAA	263777.9	3.956167	268,584.00	3.956167	98	50 - 150	0.0000	+/-0.50	
Pentafluorobenzene	164202	4.272	167,543.00	4.275	98	50 - 200	-0.0030	+/-0.50	
1,4-Difluorobenzene	242119	4.992	242,720.00	4.994	100	50 - 200	-0.0020	+/-0.50	
Chlorobenzene-d5	123493	7.83	127,681.00	7.833	97	50 - 200	-0.0030	+/-0.50	
1,4-Dichlorobenzene-d4	114438	10.128	129,921.00	10.128	88	50 - 200	0.0000	+/-0.50	

Pace Analytical Services, LLC - East Longmeadow, Ma

39 Spruce Street * East Longmeadow, MA 01028 * FAX 413/525-6405 * TEL. 413/525-2332

INTERNAL STANDARD AREA AND RT SUMMARY

SOP-454 PFAS

Internal Standard	Response	RT	Reference Response	Reference RT	Area %	Area % Limits	RT Diff	RT Diff Limit	Q
SPD-MW-903S (25E1382-09)			Lab File ID: 25E1382-09.d			Analyzed: 05/21/25 11:27			
M8FOSA	261377.7	4.062817	442,982.00	4.0628	59	50 - 150	0.0000	+/-0.50	
M2-4:2FTS	323696	2.696317	271,477.00	2.704533	119	50 - 150	-0.0082	+/-0.50	
M2PFTA	273536	4.404267	1,358,116.00	4.404267	20	50 - 150	0.0000	+/-0.50	*
M2-8:2FTS	129181.3	3.877333	118,368.00	3.877333	109	50 - 150	0.0000	+/-0.50	
MPFBA	322937.5	1.151	688,562.00	1.151	47	50 - 150	0.0000	+/-0.50	*
M3HFPO-DA	74222.02	2.997283	107,883.00	2.997283	69	50 - 150	0.0000	+/-0.50	
M6PFDA	643091.1	3.877817	785,350.00	3.877817	82	50 - 150	0.0000	+/-0.50	
M3PFBS	170671.1	2.0716	198,915.00	2.0716	86	50 - 150	0.0000	+/-0.50	
M7PFUnA	556548	4.028266	805,474.00	4.028266	69	50 - 150	0.0000	+/-0.50	
M2-6:2FTS	221132.5	3.527583	143,408.00	3.53555	154	50 - 150	-0.0080	+/-0.50	*
M5PFPeA	511578.5	1.87585	632,088.00	1.88415	81	50 - 150	-0.0083	+/-0.50	
M5PFHxA	1139706	2.790217	1,271,044.00	2.790217	90	50 - 150	0.0000	+/-0.50	
M3PFHxS	138843.6	3.31075	156,211.00	3.31875	89	50 - 150	-0.0080	+/-0.50	
M4PFHpA	1235206	3.2869	1,437,223.00	3.2869	86	50 - 150	0.0000	+/-0.50	
M8PFOA	958143	3.536067	1,147,741.00	3.544333	83	50 - 150	-0.0083	+/-0.50	
M8PFOS	134907.6	3.7185	154,171.00	3.7185	88	50 - 150	0.0000	+/-0.50	
M9PFNA	665820.7	3.719533	784,414.00	3.719533	85	50 - 150	0.0000	+/-0.50	
MPFDoA	474196.5	4.163033	827,180.00	4.163033	57	50 - 150	0.0000	+/-0.50	
D5-NEtFOSAA	160523.4	4.035733	231,849.00	4.035733	69	50 - 150	0.0000	+/-0.50	
D3-NMeFOSAA	233967.1	3.956167	268,584.00	3.956167	87	50 - 150	0.0000	+/-0.50	

Pace Analytical Services, LLC - East Longmeadow, Ma

39 Spruce Street * East Longmeadow, MA 01028 * FAX 413/525-6405 * TEL. 413/525-2332

INTERNAL STANDARD AREA AND RT SUMMARY

SOP-454 PFAS

Internal Standard	Response	RT	Reference Response	Reference RT	Area %	Area % Limits	RT Diff	RT Diff Limit	Q
SPD-MW-903D (25E1382-10)			Lab File ID: 25E1382-10.d			Analyzed: 05/21/25 11:34			
M8FOSA	149966.8	4.0628	442,982.00	4.0628	34	50 - 150	0.0000	+/-0.50	*
M2-4:2FTS	212261.6	2.704533	271,477.00	2.704533	78	50 - 150	0.0000	+/-0.50	
M2PFTA	333734.8	4.404267	1,358,116.00	4.404267	25	50 - 150	0.0000	+/-0.50	*
M2-8:2FTS	81637.41	3.877333	118,368.00	3.877333	69	50 - 150	0.0000	+/-0.50	
MPFBA	373109.4	1.151	688,562.00	1.151	54	50 - 150	0.0000	+/-0.50	
M3HFPO-DA	109286	2.997283	107,883.00	2.997283	101	50 - 150	0.0000	+/-0.50	
M6PFDA	562084.1	3.877817	785,350.00	3.877817	72	50 - 150	0.0000	+/-0.50	
M3PFBS	162680.7	2.0716	198,915.00	2.0716	82	50 - 150	0.0000	+/-0.50	
M7PFUnA	546473.1	4.028266	805,474.00	4.028266	68	50 - 150	0.0000	+/-0.50	
M2-6:2FTS	152467.3	3.527583	143,408.00	3.53555	106	50 - 150	-0.0080	+/-0.50	
M5PFPeA	513116.4	1.88415	632,088.00	1.88415	81	50 - 150	0.0000	+/-0.50	
M5PFHxA	1052213	2.790217	1,271,044.00	2.790217	83	50 - 150	0.0000	+/-0.50	
M3PFHxS	121885.4	3.31075	156,211.00	3.31875	78	50 - 150	-0.0080	+/-0.50	
M4PFHpA	1178364	3.2869	1,437,223.00	3.2869	82	50 - 150	0.0000	+/-0.50	
M8PFOA	950752.5	3.536067	1,147,741.00	3.544333	83	50 - 150	-0.0083	+/-0.50	
M8PFOS	127180.5	3.7185	154,171.00	3.7185	82	50 - 150	0.0000	+/-0.50	
M9PFNA	638081.1	3.719533	784,414.00	3.719533	81	50 - 150	0.0000	+/-0.50	
MPFDoA	438712.1	4.163033	827,180.00	4.163033	53	50 - 150	0.0000	+/-0.50	
D5-NEtFOSAA	141168	4.035733	231,849.00	4.035733	61	50 - 150	0.0000	+/-0.50	
D3-NMeFOSAA	198217.6	3.956167	268,584.00	3.956167	74	50 - 150	0.0000	+/-0.50	

Pace Analytical Services, LLC - East Longmeadow, Ma

39 Spruce Street * East Longmeadow, MA 01028 * FAX 413/525-6405 * TEL. 413/525-2332

INTERNAL STANDARD AREA AND RT SUMMARY

SOP-454 PFAS

Internal Standard	Response	RT	Reference Response	Reference RT	Area %	Area % Limits	RT Diff	RT Diff Limit	Q
SPD-MW-402 (25E1382-11)			Lab File ID: 25E1382-11.d			Analyzed: 05/21/25 11:41			
M8FOSA	194335.9	4.062817	442,982.00	4.0628	44	50 - 150	0.0000	+/-0.50	*
M2-4:2FTS	380584.9	2.696317	271,477.00	2.704533	140	50 - 150	-0.0082	+/-0.50	
M2PFTA	346109.3	4.404267	1,358,116.00	4.404267	25	50 - 150	0.0000	+/-0.50	*
M2-8:2FTS	153167.7	3.877333	118,368.00	3.877333	129	50 - 150	0.0000	+/-0.50	
MPFBA	274278.2	1.151	688,562.00	1.151	40	50 - 150	0.0000	+/-0.50	*
M3HFPO-DA	66729.29	2.989167	107,883.00	2.997283	62	50 - 150	-0.0081	+/-0.50	
M6PFDA	612983.3	3.877817	785,350.00	3.877817	78	50 - 150	0.0000	+/-0.50	
M3PFBS	174880.3	2.063317	198,915.00	2.0716	88	50 - 150	-0.0083	+/-0.50	
M7PFUnA	600447.8	4.028266	805,474.00	4.028266	75	50 - 150	0.0000	+/-0.50	
M2-6:2FTS	229170.8	3.527583	143,408.00	3.53555	160	50 - 150	-0.0080	+/-0.50	*
M5PFPeA	501564.4	1.87585	632,088.00	1.88415	79	50 - 150	-0.0083	+/-0.50	
M5PFHxA	1157983	2.782033	1,271,044.00	2.790217	91	50 - 150	-0.0082	+/-0.50	
M3PFHxS	125338.8	3.31075	156,211.00	3.31875	80	50 - 150	-0.0080	+/-0.50	
M4PFHpA	1197917	3.2869	1,437,223.00	3.2869	83	50 - 150	0.0000	+/-0.50	
M8PFOA	970434.9	3.544333	1,147,741.00	3.544333	85	50 - 150	0.0000	+/-0.50	
M8PFOS	124059.6	3.7185	154,171.00	3.7185	80	50 - 150	0.0000	+/-0.50	
M9PFNA	686106.4	3.719533	784,414.00	3.719533	87	50 - 150	0.0000	+/-0.50	
MPFDoA	499253.7	4.163033	827,180.00	4.163033	60	50 - 150	0.0000	+/-0.50	
D5-NEtFOSAA	194724.9	4.035733	231,849.00	4.035733	84	50 - 150	0.0000	+/-0.50	
D3-NMeFOSAA	225234.4	3.956167	268,584.00	3.956167	84	50 - 150	0.0000	+/-0.50	
Pentafluorobenzene	160368	4.272	167,543.00	4.275	96	50 - 200	-0.0030	+/-0.50	
1,4-Difluorobenzene	236484	4.994	242,720.00	4.994	97	50 - 200	0.0000	+/-0.50	
Chlorobenzene-d5	120543	7.83	127,681.00	7.833	94	50 - 200	-0.0030	+/-0.50	
1,4-Dichlorobenzene-d4	113748	10.128	129,921.00	10.128	88	50 - 200	0.0000	+/-0.50	
CD-MW-603 (25E1382-12)			Lab File ID: C25V14018.D			Analyzed: 05/20/25 16:53			
Pentafluorobenzene	162686	4.272	167,543.00	4.275	97	50 - 200	-0.0030	+/-0.50	
1,4-Difluorobenzene	240997	4.994	242,720.00	4.994	99	50 - 200	0.0000	+/-0.50	
Chlorobenzene-d5	121760	7.836	127,681.00	7.833	95	50 - 200	0.0030	+/-0.50	
1,4-Dichlorobenzene-d4	111031	10.131	129,921.00	10.128	85	50 - 200	0.0030	+/-0.50	

Pace Analytical Services, LLC - East Longmeadow, Ma

39 Spruce Street * East Longmeadow, MA 01028 * FAX 413/525-6405 * TEL. 413/525-2332

INTERNAL STANDARD AREA AND RT SUMMARY

SOP-454 PFAS

Internal Standard	Response	RT	Reference Response	Reference RT	Area %	Area % Limits	RT Diff	RT Diff Limit	Q
CD-MW-603 (25E1382-12RE1)			Lab File ID: 25E1382-12RE1.d			Analyzed: 05/28/25 09:23			
M8FOSA	520406	4.011483	1,138,690.00	4.011483	46	50 - 150	0.0000	+/-0.50	*
M2-4:2FTS	480309.7	2.54	597,480.00	2.556417	80	50 - 150	-0.0164	+/-0.50	
M2PFTA	990706.1	4.288867	2,950,100.00	4.297017	34	50 - 150	-0.0082	+/-0.50	*
M2-8:2FTS	672564.9	3.785667	753,884.00	3.793633	89	50 - 150	-0.0080	+/-0.50	
MPFBA	436225.4	1.086867	1,352,245.00	1.09515	32	50 - 150	-0.0083	+/-0.50	*
M3HFPO-DA	268735.7	2.864817	407,261.00	2.873	66	50 - 150	-0.0082	+/-0.50	
M6PFDA	1551153	3.786183	2,856,033.00	3.794133	54	50 - 150	-0.0080	+/-0.50	
M3PFBS	307698.1	1.937	486,073.00	1.9453	63	50 - 150	-0.0083	+/-0.50	
M7PFUnA	1587258	3.920417	2,486,173.00	3.928417	64	50 - 150	-0.0080	+/-0.50	
M2-6:2FTS	476972.3	3.444367	384,862.00	3.452317	124	50 - 150	-0.0079	+/-0.50	
M5PFPeA	715985.4	1.758283	1,252,587.00	1.774867	57	50 - 150	-0.0166	+/-0.50	
M5PFHxA	1434417	2.6237	2,142,982.00	2.640117	67	50 - 150	-0.0164	+/-0.50	
M3PFHxS	254519.5	3.218417	365,580.00	3.227317	70	50 - 150	-0.0089	+/-0.50	
M4PFHpA	1622297	3.187317	2,394,783.00	3.195383	68	50 - 150	-0.0081	+/-0.50	
M8PFOA	1780303	3.4528	2,513,758.00	3.46095	71	50 - 150	-0.0082	+/-0.50	
M8PFOS	240259.2	3.634833	328,269.00	3.642817	73	50 - 150	-0.0080	+/-0.50	
M9PFNA	1530403	3.63585	2,231,941.00	3.643833	69	50 - 150	-0.0080	+/-0.50	
MPFDoA	1302460	4.055517	2,358,755.00	4.06355	55	50 - 150	-0.0080	+/-0.50	
D5-NEtFOSAA	467497.8	3.9279	677,132.00	3.9361	69	50 - 150	-0.0082	+/-0.50	
D3-NMeFOSAA	585428.8	3.856217	985,618.00	3.8642	59	50 - 150	-0.0080	+/-0.50	
CD-MW-601 (25E1382-13)			Lab File ID: C25V14019.D			Analyzed: 05/20/25 17:20			
Pentafluorobenzene	163141	4.269	167,543.00	4.275	97	50 - 200	-0.0060	+/-0.50	
1,4-Difluorobenzene	235859	4.994	242,720.00	4.994	97	50 - 200	0.0000	+/-0.50	
Chlorobenzene-d5	119224	7.83	127,681.00	7.833	93	50 - 200	-0.0030	+/-0.50	
1,4-Dichlorobenzene-d4	112234	10.131	129,921.00	10.128	86	50 - 200	0.0030	+/-0.50	

Pace Analytical Services, LLC - East Longmeadow, Ma

39 Spruce Street * East Longmeadow, MA 01028 * FAX 413/525-6405 * TEL. 413/525-2332

INTERNAL STANDARD AREA AND RT SUMMARY

SOP-454 PFAS

Internal Standard	Response	RT	Reference Response	Reference RT	Area %	Area % Limits	RT Diff	RT Diff Limit	Q
CD-MW-601 (25E1382-13RE1)			Lab File ID: 25E1382-13RE1.d			Analyzed: 05/28/25 09:30			
M8FOSA	325759.3	4.011483	1,138,690.00	4.011483	29	50 - 150	0.0000	+/-0.50	*
M2-4:2FTS	658795.1	2.54	597,480.00	2.556417	110	50 - 150	-0.0164	+/-0.50	
M2PFTA	342761.9	4.288883	2,950,100.00	4.297017	12	50 - 150	-0.0081	+/-0.50	*
M2-8:2FTS	816318.9	3.785683	753,884.00	3.793633	108	50 - 150	-0.0079	+/-0.50	
MPFBA	605095.8	1.086867	1,352,245.00	1.09515	45	50 - 150	-0.0083	+/-0.50	*
M3HFPO-DA	449879	2.864817	407,261.00	2.873	110	50 - 150	-0.0082	+/-0.50	
M6PFDA	2049990	3.786183	2,856,033.00	3.794133	72	50 - 150	-0.0080	+/-0.50	
M3PFBS	422125.4	1.937	486,073.00	1.9453	87	50 - 150	-0.0083	+/-0.50	
M7PFUnA	1684007	3.920433	2,486,173.00	3.928417	68	50 - 150	-0.0080	+/-0.50	
M2-6:2FTS	572054.6	3.444367	384,862.00	3.452317	149	50 - 150	-0.0079	+/-0.50	
M5PFPeA	1046514	1.758283	1,252,587.00	1.774867	84	50 - 150	-0.0166	+/-0.50	
M5PFHxA	2072245	2.6237	2,142,982.00	2.640117	97	50 - 150	-0.0164	+/-0.50	
M3PFHxS	351230.2	3.218417	365,580.00	3.227317	96	50 - 150	-0.0089	+/-0.50	
M4PFHpA	2276550	3.187317	2,394,783.00	3.195383	95	50 - 150	-0.0081	+/-0.50	
M8PFOA	2421214	3.4528	2,513,758.00	3.46095	96	50 - 150	-0.0082	+/-0.50	
M8PFOS	275501.9	3.63485	328,269.00	3.642817	84	50 - 150	-0.0080	+/-0.50	
M9PFNA	2166735	3.635867	2,231,941.00	3.643833	97	50 - 150	-0.0080	+/-0.50	
MPFDoA	1012420	4.055533	2,358,755.00	4.06355	43	50 - 150	-0.0080	+/-0.50	*
D5-NEtFOSAA	541376.4	3.9279	677,132.00	3.9361	80	50 - 150	-0.0082	+/-0.50	
D3-NMeFOSAA	705291.9	3.856217	985,618.00	3.8642	72	50 - 150	-0.0080	+/-0.50	

Pace Analytical Services, LLC - East Longmeadow, Ma

39 Spruce Street * East Longmeadow, MA 01028 * FAX 413/525-6405 * TEL. 413/525-2332

INTERNAL STANDARD AREA AND RT SUMMARY

SOP-454 PFAS

Internal Standard	Response	RT	Reference Response	Reference RT	Area %	Area % Limits	RT Diff	RT Diff Limit	Q
DUP-2 (25E1382-14)			Lab File ID: 25E1382-14.d			Analyzed: 05/21/25 12:03			
M8FOSA	266562.8	4.062817	442,982.00	4.0628	60	50 - 150	0.0000	+/-0.50	
M2-4:2FTS	332664.9	2.696317	271,477.00	2.704533	123	50 - 150	-0.0082	+/-0.50	
M2PFTA	479198.4	4.404267	1,358,116.00	4.404267	35	50 - 150	0.0000	+/-0.50	*
M2-8:2FTS	132841.4	3.877333	118,368.00	3.877333	112	50 - 150	0.0000	+/-0.50	
MPFBA	231776.9	1.151	688,562.00	1.151	34	50 - 150	0.0000	+/-0.50	*
M3HFPO-DA	60606.23	2.989167	107,883.00	2.997283	56	50 - 150	-0.0081	+/-0.50	
M6PFDA	576699.2	3.877833	785,350.00	3.877817	73	50 - 150	0.0000	+/-0.50	
M3PFBS	158998.5	2.063317	198,915.00	2.0716	80	50 - 150	-0.0083	+/-0.50	
M7PFUnA	560684	4.028266	805,474.00	4.028266	70	50 - 150	0.0000	+/-0.50	
M2-6:2FTS	218521.4	3.527583	143,408.00	3.53555	152	50 - 150	-0.0080	+/-0.50	*
M5PFPeA	444802.8	1.87585	632,088.00	1.88415	70	50 - 150	-0.0083	+/-0.50	
M5PFHxA	1043409	2.782033	1,271,044.00	2.790217	82	50 - 150	-0.0082	+/-0.50	
M3PFHxS	122306.2	3.31075	156,211.00	3.31875	78	50 - 150	-0.0080	+/-0.50	
M4PFHpA	1111424	3.2869	1,437,223.00	3.2869	77	50 - 150	0.0000	+/-0.50	
M8PFOA	912834.8	3.536067	1,147,741.00	3.544333	80	50 - 150	-0.0083	+/-0.50	
M8PFOS	124641.2	3.7185	154,171.00	3.7185	81	50 - 150	0.0000	+/-0.50	
M9PFNA	616915.1	3.719533	784,414.00	3.719533	79	50 - 150	0.0000	+/-0.50	
MPFDoA	508771.3	4.163033	827,180.00	4.163033	62	50 - 150	0.0000	+/-0.50	
D5-NEtFOSAA	176475.7	4.035733	231,849.00	4.035733	76	50 - 150	0.0000	+/-0.50	
D3-NMeFOSAA	206803.8	3.956167	268,584.00	3.956167	77	50 - 150	0.0000	+/-0.50	
Pentafluorobenzene	160149	4.272	167,543.00	4.275	96	50 - 200	-0.0030	+/-0.50	
1,4-Difluorobenzene	244390	4.994	242,720.00	4.994	101	50 - 200	0.0000	+/-0.50	
Chlorobenzene-d5	124691	7.833	127,681.00	7.833	98	50 - 200	0.0000	+/-0.50	
1,4-Dichlorobenzene-d4	113493	10.134	129,921.00	10.128	87	50 - 200	0.0060	+/-0.50	
CD-MW-500 (25E1382-15)			Lab File ID: C25V14009.D			Analyzed: 05/20/25 12:52			
Pentafluorobenzene	158237	4.269	167,543.00	4.275	94	50 - 200	-0.0060	+/-0.50	
1,4-Difluorobenzene	239566	4.994	242,720.00	4.994	99	50 - 200	0.0000	+/-0.50	
Chlorobenzene-d5	123000	7.833	127,681.00	7.833	96	50 - 200	0.0000	+/-0.50	
1,4-Dichlorobenzene-d4	114009	10.131	129,921.00	10.128	88	50 - 200	0.0030	+/-0.50	
CD-MW-501 (25E1382-16)			Lab File ID: C25V14010.D			Analyzed: 05/20/25 13:19			
Pentafluorobenzene	167346	4.272	167,543.00	4.275	100	50 - 200	-0.0030	+/-0.50	
1,4-Difluorobenzene	249421	4.994	242,720.00	4.994	103	50 - 200	0.0000	+/-0.50	
Chlorobenzene-d5	127992	7.83	127,681.00	7.833	100	50 - 200	-0.0030	+/-0.50	
1,4-Dichlorobenzene-d4	117236	10.134	129,921.00	10.128	90	50 - 200	0.0060	+/-0.50	

Pace Analytical Services, LLC - East Longmeadow, Ma

39 Spruce Street * East Longmeadow, MA 01028 * FAX 413/525-6405 * TEL. 413/525-2332

INTERNAL STANDARD AREA AND RT SUMMARY

SW-846 8260D

Internal Standard	Response	RT	Reference Response	Reference RT	Area %	Area % Limits	RT Diff	RT Diff Limit	Q
CD-MW-503 (25E1382-17)			Lab File ID: C25V14011.D			Analyzed: 05/20/25 13:45			
Pentafluorobenzene	162249	4.272	167,543.00	4.275	97	50 - 200	-0.0030	+/-0.50	
1,4-Difluorobenzene	246358	4.994	242,720.00	4.994	101	50 - 200	0.0000	+/-0.50	
Chlorobenzene-d5	124809	7.833	127,681.00	7.833	98	50 - 200	0.0000	+/-0.50	
1,4-Dichlorobenzene-d4	108970	10.131	129,921.00	10.128	84	50 - 200	0.0030	+/-0.50	
CD-MW-605 (25E1382-18)			Lab File ID: C25V14021.D			Analyzed: 05/20/25 18:13			
Pentafluorobenzene	162324	4.275	167,543.00	4.275	97	50 - 200	0.0000	+/-0.50	
1,4-Difluorobenzene	244334	4.994	242,720.00	4.994	101	50 - 200	0.0000	+/-0.50	
Chlorobenzene-d5	121597	7.833	127,681.00	7.833	95	50 - 200	0.0000	+/-0.50	
1,4-Dichlorobenzene-d4	113489	10.131	129,921.00	10.128	87	50 - 200	0.0030	+/-0.50	
CD-MW-505 (25E1382-19)			Lab File ID: C25V14012.D			Analyzed: 05/20/25 14:12			
Pentafluorobenzene	160903	4.272	167,543.00	4.275	96	50 - 200	-0.0030	+/-0.50	
1,4-Difluorobenzene	238243	4.994	242,720.00	4.994	98	50 - 200	0.0000	+/-0.50	
Chlorobenzene-d5	119512	7.833	127,681.00	7.833	94	50 - 200	0.0000	+/-0.50	
1,4-Dichlorobenzene-d4	114325	10.131	129,921.00	10.128	88	50 - 200	0.0030	+/-0.50	
CD-MW-504 (25E1382-20)			Lab File ID: C25V14013.D			Analyzed: 05/20/25 14:39			
Pentafluorobenzene	164580	4.272	167,543.00	4.275	98	50 - 200	-0.0030	+/-0.50	
1,4-Difluorobenzene	247297	4.994	242,720.00	4.994	102	50 - 200	0.0000	+/-0.50	
Chlorobenzene-d5	123770	7.83	127,681.00	7.833	97	50 - 200	-0.0030	+/-0.50	
1,4-Dichlorobenzene-d4	116678	10.131	129,921.00	10.128	90	50 - 200	0.0030	+/-0.50	
SPD-MW-500 (25E1382-21)			Lab File ID: C25V14014.D			Analyzed: 05/20/25 15:06			
Pentafluorobenzene	160431	4.272	167,543.00	4.275	96	50 - 200	-0.0030	+/-0.50	
1,4-Difluorobenzene	239940	4.994	242,720.00	4.994	99	50 - 200	0.0000	+/-0.50	
Chlorobenzene-d5	125282	7.833	127,681.00	7.833	98	50 - 200	0.0000	+/-0.50	
1,4-Dichlorobenzene-d4	119012	10.257	129,921.00	10.128	92	50 - 200	0.1290	+/-0.50	
SPD-MW-504R (25E1382-22)			Lab File ID: C25V14015.D			Analyzed: 05/20/25 15:33			
Pentafluorobenzene	166579	4.272	167,543.00	4.275	99	50 - 200	-0.0030	+/-0.50	
1,4-Difluorobenzene	243694	4.997	242,720.00	4.994	100	50 - 200	0.0030	+/-0.50	
Chlorobenzene-d5	125525	7.833	127,681.00	7.833	98	50 - 200	0.0000	+/-0.50	
1,4-Dichlorobenzene-d4	116662	10.131	129,921.00	10.128	90	50 - 200	0.0030	+/-0.50	
CD-MW-604 (25E1382-23)			Lab File ID: C25V14022.D			Analyzed: 05/20/25 18:40			
Pentafluorobenzene	159047	4.272	167,543.00	4.275	95	50 - 200	-0.0030	+/-0.50	
1,4-Difluorobenzene	235029	4.997	242,720.00	4.994	97	50 - 200	0.0030	+/-0.50	
Chlorobenzene-d5	121017	7.83	127,681.00	7.833	95	50 - 200	-0.0030	+/-0.50	
1,4-Dichlorobenzene-d4	109413	10.131	129,921.00	10.128	84	50 - 200	0.0030	+/-0.50	

Pace Analytical Services, LLC - East Longmeadow, Ma

39 Spruce Street * East Longmeadow, MA 01028 * FAX 413/525-6405 * TEL. 413/525-2332

INTERNAL STANDARD AREA AND RT SUMMARY

SW-846 8260D

Internal Standard	Response	RT	Reference Response	Reference RT	Area %	Area % Limits	RT Diff	RT Diff Limit	Q
CD-MW-600 (25E1382-24)			Lab File ID: C25V14023.D			Analyzed: 05/20/25 19:07			
Pentafluorobenzene	155217	4.272	167,543.00	4.275	93	50 - 200	-0.0030	+/-0.50	
1,4-Difluorobenzene	234437	4.994	242,720.00	4.994	97	50 - 200	0.0000	+/-0.50	
Chlorobenzene-d5	121905	7.833	127,681.00	7.833	95	50 - 200	0.0000	+/-0.50	
1,4-Dichlorobenzene-d4	111897	10.131	129,921.00	10.128	86	50 - 200	0.0030	+/-0.50	
CD-MW-602 (25E1382-25)			Lab File ID: C25V14024.D			Analyzed: 05/20/25 19:34			
Pentafluorobenzene	155719	4.272	167,543.00	4.275	93	50 - 200	-0.0030	+/-0.50	
1,4-Difluorobenzene	239192	4.994	242,720.00	4.994	99	50 - 200	0.0000	+/-0.50	
Chlorobenzene-d5	118644	7.833	127,681.00	7.833	93	50 - 200	0.0000	+/-0.50	
1,4-Dichlorobenzene-d4	111526	10.134	129,921.00	10.128	86	50 - 200	0.0060	+/-0.50	
CD-MW-502 (25E1382-26)			Lab File ID: C25V14016.D			Analyzed: 05/20/25 15:59			
Pentafluorobenzene	163353	4.272	167,543.00	4.275	97	50 - 200	-0.0030	+/-0.50	
1,4-Difluorobenzene	232640	4.991	242,720.00	4.994	96	50 - 200	-0.0030	+/-0.50	
Chlorobenzene-d5	124271	7.833	127,681.00	7.833	97	50 - 200	0.0000	+/-0.50	
1,4-Dichlorobenzene-d4	114320	10.131	129,921.00	10.128	88	50 - 200	0.0030	+/-0.50	
FB (25E1382-27)			Lab File ID: 25E1382-27.d			Analyzed: 05/21/25 12:10			
M8FOSA	347435.7	4.0628	442,982.00	4.0628	78	50 - 150	0.0000	+/-0.50	
M2-4:2FTS	170310.7	2.704533	271,477.00	2.704533	63	50 - 150	0.0000	+/-0.50	
M2PFTA	874208.9	4.396183	1,358,116.00	4.404267	64	50 - 150	-0.0081	+/-0.50	
M2-8:2FTS	72157.81	3.877333	118,368.00	3.877333	61	50 - 150	0.0000	+/-0.50	
MPFBA	590460.6	1.151	688,562.00	1.151	86	50 - 150	0.0000	+/-0.50	
M3HFPO-DA	80558.09	2.997283	107,883.00	2.997283	75	50 - 150	0.0000	+/-0.50	
M6PFDA	622232.1	3.877817	785,350.00	3.877817	79	50 - 150	0.0000	+/-0.50	
M3PFBS	175400.2	2.0716	198,915.00	2.0716	88	50 - 150	0.0000	+/-0.50	
M7PFUnA	579876.3	4.020283	805,474.00	4.028266	72	50 - 150	-0.0080	+/-0.50	
M2-6:2FTS	105845.3	3.527583	143,408.00	3.53555	74	50 - 150	-0.0080	+/-0.50	
M5PFPeA	568635.8	1.88415	632,088.00	1.88415	90	50 - 150	0.0000	+/-0.50	
M5PFHxA	1116025	2.790217	1,271,044.00	2.790217	88	50 - 150	0.0000	+/-0.50	
M3PFHxS	132821.3	3.31075	156,211.00	3.31875	85	50 - 150	-0.0080	+/-0.50	
M4PFHpA	1200745	3.2869	1,437,223.00	3.2869	84	50 - 150	0.0000	+/-0.50	
M8PFOA	983458.8	3.544333	1,147,741.00	3.544333	86	50 - 150	0.0000	+/-0.50	
M8PFOS	127261.7	3.7185	154,171.00	3.7185	83	50 - 150	0.0000	+/-0.50	
M9PFNA	643222.6	3.719533	784,414.00	3.719533	82	50 - 150	0.0000	+/-0.50	
MPFDoA	548839.9	4.163033	827,180.00	4.163033	66	50 - 150	0.0000	+/-0.50	
D5-NEtFOSAA	160837.4	4.02775	231,849.00	4.035733	69	50 - 150	-0.0080	+/-0.50	
D3-NMeFOSAA	218640.6	3.956167	268,584.00	3.956167	81	50 - 150	0.0000	+/-0.50	

Pace Analytical Services, LLC - East Longmeadow, Ma

39 Spruce Street * East Longmeadow, MA 01028 * FAX 413/525-6405 * TEL. 413/525-2332

INTERNAL STANDARD AREA AND RT SUMMARY

SOP-454 PFAS

Internal Standard	Response	RT	Reference Response	Reference RT	Area %	Area % Limits	RT Diff	RT Diff Limit	Q
Blank (B405406-BLK1)			Lab File ID: B405406-BLK1.d			Analyzed: 05/21/25 09:25			
M8FOSA	336174.8	4.0628	442,982.00	4.0628	76	50 - 150	0.0000	+/-0.50	
M2-4:2FTS	195811.4	2.71275	271,477.00	2.71275	72	50 - 150	0.0000	+/-0.50	
M2PFTA	975952.8	4.404267	1,358,116.00	4.404267	72	50 - 150	0.0000	+/-0.50	
M2-8:2FTS	77859.38	3.877333	118,368.00	3.877333	66	50 - 150	0.0000	+/-0.50	
MPFBA	539790.1	1.1593	688,562.00	1.151	78	50 - 150	0.0083	+/-0.50	
M3HFPO-DA	81749.3	3.005417	107,883.00	2.997283	76	50 - 150	0.0081	+/-0.50	
M6PFDA	584791.9	3.877817	785,350.00	3.877817	74	50 - 150	0.0000	+/-0.50	
M3PFBS	156260.7	2.079883	198,915.00	2.0716	79	50 - 150	0.0083	+/-0.50	
M7PFUnA	607864.8	4.028266	805,474.00	4.028266	75	50 - 150	0.0000	+/-0.50	
M2-6:2FTS	122555.4	3.53555	143,408.00	3.527583	85	50 - 150	0.0080	+/-0.50	
M5PFPeA	523483	1.88415	632,088.00	1.88415	83	50 - 150	0.0000	+/-0.50	
M5PFHxA	1066990	2.7984	1,271,044.00	2.7984	84	50 - 150	0.0000	+/-0.50	
M3PFHxS	117837	3.31875	156,211.00	3.31875	75	50 - 150	0.0000	+/-0.50	
M4PFHpA	1152754	3.2869	1,437,223.00	3.2869	80	50 - 150	0.0000	+/-0.50	
M8PFOA	969291	3.544333	1,147,741.00	3.544317	84	50 - 150	0.0000	+/-0.50	
M8PFOS	113744.3	3.7185	154,171.00	3.7185	74	50 - 150	0.0000	+/-0.50	
M9PFNA	598195.2	3.727517	784,414.00	3.719533	76	50 - 150	0.0080	+/-0.50	
MPFDoA	565056.6	4.163033	827,180.00	4.17105	68	50 - 150	-0.0080	+/-0.50	
D5-NEtFOSAA	176240.8	4.035733	231,849.00	4.035733	76	50 - 150	0.0000	+/-0.50	
D3-NMeFOSAA	211015.3	3.956167	268,584.00	3.956167	79	50 - 150	0.0000	+/-0.50	

Pace Analytical Services, LLC - East Longmeadow, Ma

39 Spruce Street * East Longmeadow, MA 01028 * FAX 413/525-6405 * TEL. 413/525-2332

INTERNAL STANDARD AREA AND RT SUMMARY

SOP-454 PFAS

Internal Standard	Response	RT	Reference Response	Reference RT	Area %	Area % Limits	RT Diff	RT Diff Limit	Q
LCS (B405406-BS1)			Lab File ID: B405406-BS1.d			Analyzed: 05/21/25 09:10			
M8FOSA	344994	4.0628	442,982.00	4.0628	78	50 - 150	0.0000	+/-0.50	
M2-4:2FTS	219325	2.71275	271,477.00	2.71275	81	50 - 150	0.0000	+/-0.50	
M2PFTA	1025456	4.404267	1,358,116.00	4.404267	76	50 - 150	0.0000	+/-0.50	
M2-8:2FTS	91469.93	3.877333	118,368.00	3.877333	77	50 - 150	0.0000	+/-0.50	
MPFBA	550229.7	1.1593	688,562.00	1.151	80	50 - 150	0.0083	+/-0.50	
M3HFPO-DA	89122.33	2.997283	107,883.00	2.997283	83	50 - 150	0.0000	+/-0.50	
M6PFDA	630666	3.877817	785,350.00	3.877817	80	50 - 150	0.0000	+/-0.50	
M3PFBS	150921.7	2.079883	198,915.00	2.0716	76	50 - 150	0.0083	+/-0.50	
M7PFUnA	619476.6	4.028266	805,474.00	4.028266	77	50 - 150	0.0000	+/-0.50	
M2-6:2FTS	121024.3	3.53555	143,408.00	3.527583	84	50 - 150	0.0080	+/-0.50	
M5PFPeA	536855.1	1.88415	632,088.00	1.88415	85	50 - 150	0.0000	+/-0.50	
M5PFHxA	1077597	2.7984	1,271,044.00	2.7984	85	50 - 150	0.0000	+/-0.50	
M3PFHxS	114773.3	3.31875	156,211.00	3.31875	73	50 - 150	0.0000	+/-0.50	
M4PFHpA	1191670	3.2869	1,437,223.00	3.2869	83	50 - 150	0.0000	+/-0.50	
M8PFOA	969875.2	3.544333	1,147,741.00	3.544317	85	50 - 150	0.0000	+/-0.50	
M8PFOS	113600.7	3.7185	154,171.00	3.7185	74	50 - 150	0.0000	+/-0.50	
M9PFNA	608862.9	3.719533	784,414.00	3.719533	78	50 - 150	0.0000	+/-0.50	
MPFDoA	598611.3	4.17105	827,180.00	4.17105	72	50 - 150	0.0000	+/-0.50	
D5-NEtFOSAA	184944.5	4.035733	231,849.00	4.035733	80	50 - 150	0.0000	+/-0.50	
D3-NMeFOSAA	218970.8	3.956167	268,584.00	3.956167	82	50 - 150	0.0000	+/-0.50	

Pace Analytical Services, LLC - East Longmeadow, Ma

39 Spruce Street * East Longmeadow, MA 01028 * FAX 413/525-6405 * TEL. 413/525-2332

INTERNAL STANDARD AREA AND RT SUMMARY

SOP-454 PFAS

Internal Standard	Response	RT	Reference Response	Reference RT	Area %	Area % Limits	RT Diff	RT Diff Limit	Q
LCS Dup (B405406-BSD1)			Lab File ID: B405406-BSD1.d			Analyzed: 05/21/25 09:17			
M8FOSA	284877.1	4.0628	442,982.00	4.0628	64	50 - 150	0.0000	+/-0.50	
M2-4:2FTS	197326.7	2.71275	271,477.00	2.71275	73	50 - 150	0.0000	+/-0.50	
M2PFTA	947279.4	4.404267	1,358,116.00	4.404267	70	50 - 150	0.0000	+/-0.50	
M2-8:2FTS	87197.58	3.877333	118,368.00	3.877333	74	50 - 150	0.0000	+/-0.50	
MPFBA	513007.6	1.1593	688,562.00	1.151	75	50 - 150	0.0083	+/-0.50	
M3HFPO-DA	81794.35	2.997283	107,883.00	2.997283	76	50 - 150	0.0000	+/-0.50	
M6PFDA	606602.1	3.877817	785,350.00	3.877817	77	50 - 150	0.0000	+/-0.50	
M3PFBS	142714.3	2.079883	198,915.00	2.0716	72	50 - 150	0.0083	+/-0.50	
M7PFUnA	591899.1	4.028266	805,474.00	4.028266	73	50 - 150	0.0000	+/-0.50	
M2-6:2FTS	112184.2	3.53555	143,408.00	3.527583	78	50 - 150	0.0080	+/-0.50	
M5PFPeA	500899	1.88415	632,088.00	1.88415	79	50 - 150	0.0000	+/-0.50	
M5PFHxA	996400.5	2.7984	1,271,044.00	2.7984	78	50 - 150	0.0000	+/-0.50	
M3PFHxS	106102.4	3.31875	156,211.00	3.31875	68	50 - 150	0.0000	+/-0.50	
M4PFHpA	1077855	3.2869	1,437,223.00	3.2869	75	50 - 150	0.0000	+/-0.50	
M8PFOA	924896.3	3.544333	1,147,741.00	3.544317	81	50 - 150	0.0000	+/-0.50	
M8PFOS	110188.2	3.7185	154,171.00	3.7185	71	50 - 150	0.0000	+/-0.50	
M9PFNA	577567.6	3.727517	784,414.00	3.719533	74	50 - 150	0.0080	+/-0.50	
MPFDoA	610769.3	4.163033	827,180.00	4.17105	74	50 - 150	-0.0080	+/-0.50	
D5-NEtFOSAA	173040.5	4.035733	231,849.00	4.035733	75	50 - 150	0.0000	+/-0.50	
D3-NMeFOSAA	219344.5	3.956167	268,584.00	3.956167	82	50 - 150	0.0000	+/-0.50	
Blank (B405452-BLK1)			Lab File ID: C25V14007.D			Analyzed: 05/20/25 11:58			
Pentafluorobenzene	156713	4.275	167,543.00	4.275	94	50 - 200	0.0000	+/-0.50	
1,4-Difluorobenzene	241424	4.994	242,720.00	4.994	99	50 - 200	0.0000	+/-0.50	
Chlorobenzene-d5	117763	7.833	127,681.00	7.833	92	50 - 200	0.0000	+/-0.50	
1,4-Dichlorobenzene-d4	110153	10.131	129,921.00	10.128	85	50 - 200	0.0030	+/-0.50	
LCS (B405452-BS1)			Lab File ID: C25V14003.D			Analyzed: 05/20/25 10:11			
Pentafluorobenzene	160587	4.272	167,543.00	4.275	96	50 - 200	-0.0030	+/-0.50	
1,4-Difluorobenzene	237670	4.994	242,720.00	4.994	98	50 - 200	0.0000	+/-0.50	
Chlorobenzene-d5	122586	7.83	127,681.00	7.833	96	50 - 200	-0.0030	+/-0.50	
1,4-Dichlorobenzene-d4	130529	10.131	129,921.00	10.128	100	50 - 200	0.0030	+/-0.50	
LCS Dup (B405452-BSD1)			Lab File ID: C25V14004.D			Analyzed: 05/20/25 10:38			
Pentafluorobenzene	161781	4.269	167,543.00	4.275	97	50 - 200	-0.0060	+/-0.50	
1,4-Difluorobenzene	236107	4.994	242,720.00	4.994	97	50 - 200	0.0000	+/-0.50	
Chlorobenzene-d5	122551	7.833	127,681.00	7.833	96	50 - 200	0.0000	+/-0.50	
1,4-Dichlorobenzene-d4	127177	10.128	129,921.00	10.128	98	50 - 200	0.0000	+/-0.50	

Pace Analytical Services, LLC - East Longmeadow, Ma

39 Spruce Street * East Longmeadow, MA 01028 * FAX 413/525-6405 * TEL. 413/525-2332

INTERNAL STANDARD AREA AND RT SUMMARY

SOP-454 PFAS

Internal Standard	Response	RT	Reference Response	Reference RT	Area %	Area % Limits	RT Diff	RT Diff Limit	Q
Blank (B405648-BLK1)			Lab File ID: B405648-BLK1.d			Analyzed: 05/28/25 08:25			
M8FOSA	858172.8	4.011483	1,138,690.00	4.011483	75	50 - 150	0.0000	+/-0.50	
M2-4:2FTS	413728.4	2.556433	597,480.00	2.556417	69	50 - 150	0.0000	+/-0.50	
M2PFTA	2227596	4.288883	2,950,100.00	4.297017	76	50 - 150	-0.0081	+/-0.50	
M2-8:2FTS	698323.8	3.785683	753,884.00	3.793633	93	50 - 150	-0.0079	+/-0.50	
MPFBA	1103473	1.09515	1,352,245.00	1.09515	82	50 - 150	0.0000	+/-0.50	
M3HFPO-DA	446226	2.873	407,261.00	2.873	110	50 - 150	0.0000	+/-0.50	
M6PFDA	2366649	3.786183	2,856,033.00	3.794133	83	50 - 150	-0.0080	+/-0.50	
M3PFBS	403173	1.9535	486,073.00	1.9453	83	50 - 150	0.0082	+/-0.50	
M7PFUnA	2089504	3.928417	2,486,173.00	3.928417	84	50 - 150	0.0000	+/-0.50	
M2-6:2FTS	313699.8	3.444383	384,862.00	3.452317	82	50 - 150	-0.0079	+/-0.50	
M5PFPeA	1047421	1.774867	1,252,587.00	1.774867	84	50 - 150	0.0000	+/-0.50	
M5PFHxA	1831222	2.640117	2,142,982.00	2.640117	85	50 - 150	0.0000	+/-0.50	
M3PFHxS	290761.4	3.227317	365,580.00	3.227317	80	50 - 150	0.0000	+/-0.50	
M4PFHpA	1995272	3.1954	2,394,783.00	3.195383	83	50 - 150	0.0000	+/-0.50	
M8PFOA	2208767	3.460967	2,513,758.00	3.46095	88	50 - 150	0.0000	+/-0.50	
M8PFOS	314389.5	3.642817	328,269.00	3.642817	96	50 - 150	0.0000	+/-0.50	
M9PFNA	1965165	3.643833	2,231,941.00	3.643833	88	50 - 150	0.0000	+/-0.50	
MPFDoA	1782000	4.06355	2,358,755.00	4.06355	76	50 - 150	0.0000	+/-0.50	
D5-NEtFOSAA	556301.8	3.9361	677,132.00	3.9361	82	50 - 150	0.0000	+/-0.50	
D3-NMeFOSAA	681365.5	3.8642	985,618.00	3.8642	69	50 - 150	0.0000	+/-0.50	

Pace Analytical Services, LLC - East Longmeadow, Ma

39 Spruce Street * East Longmeadow, MA 01028 * FAX 413/525-6405 * TEL. 413/525-2332

INTERNAL STANDARD AREA AND RT SUMMARY

SOP-454 PFAS

Internal Standard	Response	RT	Reference Response	Reference RT	Area %	Area % Limits	RT Diff	RT Diff Limit	Q
LCS (B405648-BS1)			Lab File ID: B405648-BS1R.d			Analyzed: 05/28/25 10:28			
M8FOSA	986859.4	4.011483	1,138,690.00	4.011483	87	50 - 150	0.0000	+/-0.50	
M2-4:2FTS	448892.9	2.54	597,480.00	2.54	75	50 - 150	0.0000	+/-0.50	
M2PFTA	2413964	4.280717	2,950,100.00	4.280717	82	50 - 150	0.0000	+/-0.50	
M2-8:2FTS	653635.4	3.777733	753,884.00	3.785683	87	50 - 150	-0.0080	+/-0.50	
MPFBA	1264388	1.09515	1,352,245.00	1.086867	94	50 - 150	0.0083	+/-0.50	
M3HFPO-DA	474936.3	2.864817	407,261.00	2.864817	117	50 - 150	0.0000	+/-0.50	
M6PFDA	2645407	3.778233	2,856,033.00	3.778217	93	50 - 150	0.0000	+/-0.50	
M3PFBS	473827.4	1.937	486,073.00	1.937	97	50 - 150	0.0000	+/-0.50	
M7PFUnA	2465867	3.920433	2,486,173.00	3.920417	99	50 - 150	0.0000	+/-0.50	
M2-6:2FTS	339253.3	3.436433	384,862.00	3.444383	88	50 - 150	-0.0080	+/-0.50	
M5PFPeA	1200680	1.758283	1,252,587.00	1.758283	96	50 - 150	0.0000	+/-0.50	
M5PFHxA	2138595	2.6237	2,142,982.00	2.6237	100	50 - 150	0.0000	+/-0.50	
M3PFHxS	361282.7	3.218417	365,580.00	3.218417	99	50 - 150	0.0000	+/-0.50	
M4PFHpA	2334367	3.187317	2,394,783.00	3.187317	97	50 - 150	0.0000	+/-0.50	
M8PFOA	2518992	3.452817	2,513,758.00	3.452817	100	50 - 150	0.0000	+/-0.50	
M8PFOS	354806.9	3.626883	328,269.00	3.63485	108	50 - 150	-0.0080	+/-0.50	
M9PFNA	2235126	3.635867	2,231,941.00	3.635867	100	50 - 150	0.0000	+/-0.50	
MPFDoA	2006044	4.047517	2,358,755.00	4.055533	85	50 - 150	-0.0080	+/-0.50	
D5-NEtFOSAA	566624.4	3.9279	677,132.00	3.9279	84	50 - 150	0.0000	+/-0.50	
D3-NMeFOSAA	741141.6	3.856217	985,618.00	3.856217	75	50 - 150	0.0000	+/-0.50	

Pace Analytical Services, LLC - East Longmeadow, Ma

39 Spruce Street * East Longmeadow, MA 01028 * FAX 413/525-6405 * TEL. 413/525-2332

INTERNAL STANDARD AREA AND RT SUMMARY

SOP-454 PFAS

Internal Standard	Response	RT	Reference Response	Reference RT	Area %	Area % Limits	RT Diff	RT Diff Limit	Q
LCS Dup (B405648-BSD1)			Lab File ID: B405648-BSD1.d			Analyzed: 05/28/25 08:18			
M8FOSA	967665.3	4.011483	1,138,690.00	4.011483	85	50 - 150	0.0000	+/-0.50	
M2-4:2FTS	471877.4	2.556417	597,480.00	2.556417	79	50 - 150	0.0000	+/-0.50	
M2PFTA	2449661	4.288883	2,950,100.00	4.297017	83	50 - 150	-0.0081	+/-0.50	
M2-8:2FTS	722827.8	3.785683	753,884.00	3.793633	96	50 - 150	-0.0079	+/-0.50	
MPFBA	1229689	1.09515	1,352,245.00	1.09515	91	50 - 150	0.0000	+/-0.50	
M3HFPO-DA	450657.2	2.872983	407,261.00	2.873	111	50 - 150	0.0000	+/-0.50	
M6PFDA	2385095	3.786183	2,856,033.00	3.794133	84	50 - 150	-0.0080	+/-0.50	
M3PFBS	437108.3	1.9453	486,073.00	1.9453	90	50 - 150	0.0000	+/-0.50	
M7PFUnA	2158449	3.928417	2,486,173.00	3.928417	87	50 - 150	0.0000	+/-0.50	
M2-6:2FTS	341445.4	3.444367	384,862.00	3.452317	89	50 - 150	-0.0079	+/-0.50	
M5PFPeA	1164305	1.774867	1,252,587.00	1.774867	93	50 - 150	0.0000	+/-0.50	
M5PFHxA	2003046	2.640117	2,142,982.00	2.640117	93	50 - 150	0.0000	+/-0.50	
M3PFHxS	323342.1	3.227317	365,580.00	3.227317	88	50 - 150	0.0000	+/-0.50	
M4PFHpA	2140846	3.195383	2,394,783.00	3.195383	89	50 - 150	0.0000	+/-0.50	
M8PFOA	2413902	3.46095	2,513,758.00	3.46095	96	50 - 150	0.0000	+/-0.50	
M8PFOS	298649.2	3.63485	328,269.00	3.642817	91	50 - 150	-0.0080	+/-0.50	
M9PFNA	1997202	3.63585	2,231,941.00	3.643833	89	50 - 150	-0.0080	+/-0.50	
MPFDoA	1963446	4.06355	2,358,755.00	4.06355	83	50 - 150	0.0000	+/-0.50	
D5-NEtFOSAA	585478.6	3.9361	677,132.00	3.9361	86	50 - 150	0.0000	+/-0.50	
D3-NMeFOSAA	771789.1	3.8642	985,618.00	3.8642	78	50 - 150	0.0000	+/-0.50	

Pace Analytical Services, LLC - East Longmeadow, Ma

39 Spruce Street * East Longmeadow, MA 01028 * FAX 413/525-6405 * TEL. 413/525-2332

CERTIFICATIONS

Certified Analyses included in this Report

Analyte	Certifications
SOP-454 PFAS in Water	
Perfluorobutanoic acid (PFBA)	NH-P,PA,NY
Perfluorobutanesulfonic acid (PFBS)	NH-P,PA,NY
Perfluoropentanoic acid (PFPeA)	NH-P,PA,NY
Perfluorohexanoic acid (PFHxA)	NH-P,PA,NY
11Cl-PF3OUdS (F53B Major)	NH-P,PA,NY
9Cl-PF3ONS (F53B Minor)	NH-P,PA
4,8-Dioxa-3H-perfluorononanoic acid (ADONA)	NH-P,PA,NY
Hexafluoropropylene oxide dimer acid (HFPO-DA)	NH-P,PA,NY
8:2 Fluorotelomersulfonic acid (8:2FTS A)	NH-P,PA
Perfluorodecanoic acid (PFDA)	NH-P,PA,NY
Perfluorododecanoic acid (PFDoA)	NH-P,PA,NY
Perfluoro(2-ethoxyethane)sulfonic acid (PFEESA)	NH-P,PA,NY
Perfluoroheptanesulfonic acid (PFHpS)	NH-P,PA,NY
N-EtFOSAA (NEtFOSAA)	NH-P,PA,NY
N-MeFOSAA (NMeFOSAA)	NH-P,PA,NY
Perfluorotetradecanoic acid (PFTA)	NH-P,PA,NY
Perfluorotridecanoic acid (PFTrDA)	NH-P,PA,NY
4:2 Fluorotelomersulfonic acid (4:2FTS A)	NH-P,PA,NY
Perfluorodecanesulfonic acid (PFDS)	NH-P,PA
Perfluorooctanesulfonamide (FOSA)	NH-P,PA
Perfluorononanesulfonic acid (PFNS)	NH-P,PA
Perfluoro-1-hexanesulfonamide (FHxSA)	NH-P,PA
Perfluoro-1-butanesulfonamide (FBSA)	NH-P,PA
Perfluorohexanesulfonic acid (PFHxS)	NH-P,PA,NY
Perfluoro-4-oxapentanoic acid (PFMPA)	NH-P,PA,NY
Perfluoro-5-oxahexanoic acid (PFMBA)	NH-P,PA,NY
6:2 Fluorotelomersulfonic acid (6:2FTS A)	NH-P,PA,NY
Perfluoropentanesulfonic acid (PFPeS)	NH-P,PA,NY
Perfluoroundecanoic acid (PFUnA)	NH-P,PA,NY
Nonafluoro-3,6-dioxaheptanoic acid (NFDHA)	NH-P,PA
Perfluoroheptanoic acid (PFHpA)	NH-P,PA,NY
Perfluorooctanoic acid (PFOA)	NH-P,PA,NY
Perfluorooctanesulfonic acid (PFOS)	NH-P,PA,NY
Perfluorononanoic acid (PFNA)	NH-P,PA,NY
SW-846 8260D in Water	
Acetone	CT,NH,NY,ME,NJ
tert-Amyl Methyl Ether (TAME)	NH,NY,ME,NJ
Benzene	CT,NH,NY,ME,NJ
Bromobenzene	ME,NJ
Bromochloromethane	NH,NY,ME,NJ
Bromodichloromethane	CT,NH,NY,ME,NJ
Bromoform	CT,NH,NY,ME,NJ
Bromomethane	CT,NH,NY,ME,NJ
2-Butanone (MEK)	CT,NH,NY,ME,NJ
n-Butylbenzene	NY,ME,NJ
sec-Butylbenzene	NY,ME,NJ

Pace Analytical Services, LLC - East Longmeadow, Ma

39 Spruce Street * East Longmeadow, MA 01028 * FAX 413/525-6405 * TEL. 413/525-2332

CERTIFICATIONS

Certified Analyses included in this Report

Analyte	Certifications
SW-846 8260D in Water	
tert-Butylbenzene	NY,ME,NJ
tert-Butyl Ethyl Ether (TBEE)	NH,NY,ME,NJ
Carbon Disulfide	CT,NH,NY,ME,NJ
Carbon Tetrachloride	CT,NH,NY,ME,NJ
Chlorobenzene	CT,NH,NY,ME,NJ
Chlorodibromomethane	CT,NH,NY,ME,NJ
Chloroethane	CT,NH,NY,ME,NJ
Chloroform	CT,NH,NY,ME,NJ
Chloromethane	CT,NH,NY,ME,NJ
2-Chlorotoluene	NY,ME,NJ
4-Chlorotoluene	NY,ME,NJ
1,2-Dibromo-3-chloropropane (DBCP)	NY,NJ
1,2-Dibromoethane (EDB)	NY,NJ
Dibromomethane	NH,NY,ME,NJ
1,2-Dichlorobenzene	CT,NY,ME,NJ
1,3-Dichlorobenzene	CT,NH,NY,ME,NJ
1,4-Dichlorobenzene	CT,NH,NY,ME,NJ
Dichlorodifluoromethane (Freon 12)	NH,NY,ME,NJ
1,1-Dichloroethane	CT,NH,NY,ME,NJ
1,2-Dichloroethane	CT,NH,NY,ME,NJ
1,1-Dichloroethylene	CT,NH,NY,ME,NJ
cis-1,2-Dichloroethylene	NY,ME,NJ
trans-1,2-Dichloroethylene	CT,NH,NY,ME,NJ
1,2-Dichloropropane	CT,NH,NY,ME,NJ
1,3-Dichloropropane	NY,ME,NJ
2,2-Dichloropropane	NH,NY,ME,NJ
1,1-Dichloropropene	NH,NY,ME,NJ
cis-1,3-Dichloropropene	CT,NH,NY,ME,NJ
trans-1,3-Dichloropropene	CT,NH,NY,ME,NJ
Diethyl Ether	NJ
Diisopropyl Ether (DIPE)	NH,NY,ME,NJ
1,4-Dioxane	NJ
Ethylbenzene	CT,NH,NY,ME,NJ
Hexachlorobutadiene	CT,NH,NY,ME,NJ
2-Hexanone (MBK)	CT,NH,NY,ME,NJ
Isopropylbenzene (Cumene)	NY,ME,NJ
p-Isopropyltoluene (p-Cymene)	CT,NH,NY,ME,NJ
Methyl tert-Butyl Ether (MTBE)	CT,NH,NY,ME,NJ
Methylene Chloride	CT,NH,NY,ME,NJ
4-Methyl-2-pentanone (MIBK)	CT,NH,NY,ME,NJ
Naphthalene	NH,NY,ME,NJ
n-Propylbenzene	CT,NH,NY,ME,NJ
Styrene	CT,NH,NY,ME,NJ
1,1,1,2-Tetrachloroethane	CT,NH,NY,ME,NJ
1,1,2,2-Tetrachloroethane	CT,NH,NY,ME,NJ
Tetrachloroethylene	CT,NH,NY,ME,NJ
Toluene	CT,NH,NY,ME,NJ

Pace Analytical Services, LLC - East Longmeadow, Ma

39 Spruce Street * East Longmeadow, MA 01028 * FAX 413/525-6405 * TEL. 413/525-2332

CERTIFICATIONS

Certified Analyses included in this Report

Analyte	Certifications
SW-846 8260D in Water	
1,2,3-Trichlorobenzene	NH,NY,ME,NJ
1,2,4-Trichlorobenzene	CT,NH,NY,ME,NJ
1,1,1-Trichloroethane	CT,NH,NY,ME,NJ
1,1,2-Trichloroethane	CT,NH,NY,ME,NJ
Trichloroethylene	CT,NH,NY,ME,NJ
Trichlorofluoromethane (Freon 11)	CT,NH,NY,ME,NJ
1,2,3-Trichloropropane	NH,NY,ME,NJ
1,2,4-Trimethylbenzene	NY,ME,NJ
1,3,5-Trimethylbenzene	NY,ME,NJ
Vinyl Chloride	CT,NH,NY,ME,NJ
m+p Xylene	CT,NH,NY,ME,NJ
o-Xylene	CT,NH,NY,ME,NJ

Pace Analytical Services, LLC - East Longmeadow, Ma, operates under the following certifications and accreditations:

Code	Description	Number	Expires
CT	Connecticut Department of Public Health	PH-0821	12/31/2026
NY	New York State Department of Health	10899 NELAP	04/1/2026
NH	New Hampshire Environmental Lab	2516 NELAP	02/5/2026
NJ	New Jersey DEP	MA007 NELAP	06/30/2026
ME	State of Maine	MA00100	06/9/2027
NH-P	New Hampshire Environmental Lab	2557 NELAP	09/6/2025
PA	Commonwealth of Pennsylvania DEP	68-05812	06/30/2026

25E1382

Pace Analytical

Phone: 413-525-2332
Fax: 413-525-6405
Access COC's and Support Requests

http://www.pacelabs.com

CHAIN OF CUSTODY RECORD

39 Spruce Street
East Longmeadow, MA 01028

Doc # 381 Rev 5_07/13/2021

Page 1 of 3

Company Name:	Weston & Sampson
Address:	55 Walkers Brook Dr., Reading MA
Phone:	1-800-SAMPSON
Project Name:	Medfield State Hospital
Project Location:	Medfield, MA
Project Number:	
Project Manager:	Daron Kurkjian
Pace Quote Name/Number:	
Invoice Recipient:	Peter Bottiglio
Sampled By:	PRB, NCF, LNM

Requested Turnaround Time
7-Day ☐ 10-Day ☐
PFAS 10-Day (std) ☐ Due Date: Std

Rush-Approval Required
1-Day ☐ 3-Day ☐
2-Day ☐ 4-Day ☐

Data Delivery
Format: PDF ☒ EXCEL ☒
Other: Enviradata
CLP Like Data Pkg Required: ☐
Email To: Daron Kurkjian, Matt McGuire
Fax To #:

Dissolved Metals Samples
○ Field Filtered
○ Lab to Filter

Orthophosphate Samples
○ Field Filtered
○ Lab to Filter

PCB ONLY
SOXHLET ☐
NON SOXHLET ☐

ANALYSIS REQUESTED

Pace Work Order#	Client Sample ID / Description	Beginning Date/Time	Ending Date/Time	COMP/GRAB	[1]Matrix Code	Conc Code	VIALS	GLASS	PLASTIC	BACTERIA	ENCORE	PFAS	VOCs 8260
1	SPD-MW-906	5/14/25	10:10	G	GW	U			X			X	
2	SPD-MW-602		10:25									X	
3	SPD-MW-905		10:30									X	
4	SPD-MW-501		12:10									X	
5	SPD-MW-401S		11:40				X					X	X
6	DUP-1						X					X	X
7	SPD-MW-704		13:30				X					X	X
8	SPD-IW-101		12:35				X					X	X
9	SPD-MW-903S		11:10									X	
10	SPD-MW-903D		12:06									X	

[1] Preservation Code

Courier Use Only
Total Number Of:
VIALS
GLASS
PLASTIC
BACTERIA
ENCORE

Glassware in the fridge? Y / N
Glassware in freezer? Y / N
Prepackaged Cooler? Y / N

*Pace Analytical is not responsible for missing samples from prepacked coolers

[1] **Matrix Codes:**
GW = Ground Water
WW = Waste Water
DW = Drinking Water
A = Air
S = Soil
SL = Sludge
SOL = Solid
O = Other (please define)

[2] **Preservation Codes:**
I = Iced
H = HCL
M = Methanol
N = Nitric Acid
S = Sulfuric Acid
B = Sodium Bisulfate
X = Sodium Hydroxide
T = Sodium Thiosulfate
O = Other (please define)

Relinquished by: (signature)		Date/Time: 5/15/25 16:30
Received by: (signature)	PACE	Date/Time: 5/16/25 12:52
Relinquished by: (signature)	PACE	Date/Time: 5/16/25 17:12
Received by: (signature)		Date/Time: 5/16 1900
Relinquished by: (signature)		Date/Time: 5/16 2050
Received by: (signature)		Date/Time: 5/17/25
Relinquished by: (signature)		Date/Time: 900
Received by: (signature)		Date/Time:

Client Comments:

Detection Limit Requirements
MA 26.7W-1
CT
Other:

Special Requirements
☒ MA MCP Required
MCP Certification Form Required
☐ CT RCP Required
RCP Certification Form Required
☐ MA State DW Required
PWSID #

Please use the following codes to indicate possible sample concentration within the Conc Code column above:
H - High; M - Medium; L - Low; C - Clean; U - Unknown

NELAC and AIHA-LAP, LLC Accredited

Project Entity
Government ☒ Municipality ☐ MWRA ☐ WRTA ☐
Federal ☐ 21 J ☐ School ☐
City ☐ Brownfield ☐ MBTA ☐

Other
☐ Chromatogram
☐ *AIHA-LAP,LLC*

Comments:

Disclaimer: Pace Analytical is not responsible for any omitted information on the Chain of Custody. The Chain of Custody is a legal document that must be complete and accurate and is used to determine what analyses the laboratory will perform. Any missing information is not the laboratory's responsibility. Pace Analytical values your partnership on each project and will try to assist with missing information, but will not be held accountable.

Table of Contents

25E1382

Pace Analytical

Phone: 413-525-2332
Fax: 413-525-6405
Access COC's and Support Requests

http://www.pacelabs.com

CHAIN OF CUSTODY RECORD

39 Spruce Street
East Longmeadow, MA 01028

Doc # 381 Rev 5_07/13/2021

Company Name: Weston & Sampson
Address: 55 Walkers Brook Dr., Reading MA
Phone: 1-800-SAMPSON
Project Name: Medfield State Hospital
Project Location: Medfield, MA
Project Number:
Project Manager: Daron Kurkjian
Pace Quote Name/Number:
Invoice Recipient: Peter Batticello
Sampled By: PRB, NCF, ENM

Requested Turnaround Time: 7-Day ☐ 10-Day ☐ PFAS 10-Day (std) ☐ Due Date: Std
Rush Approval Required: 1-Day ☐ 3-Day ☐ 2-Day ☐ 4-Day ☐
Data Delivery: Format: PDF ☒ EXCEL ☒ Other: Envirodata CLP Like Data Pkg Required: ☐ Email To: Daron Kurkjian Fax To #: McGuire
Dissolved Metals Samples: ☒ Field Filtered ○ Lab to Filter
Orthophosphate Samples: ○ Field Filtered ○ Lab to Filter
PCB ONLY: SOXHLET ☐ NON SOXHLET ☐

ANALYSIS REQUESTED

Pace Work Order#	Client Sample ID / Description	Beginning Date/Time	Ending Date/Time	COMP/GRAB	[1]Matrix Code	Conc Code	VIALS	GLASS	PLASTIC	BACTERIA	ENCORE	PFAS	VOCs 8260	MCP 14 Metals
11	SPD-MW-402	5/14/25	13:10	G	GW	U	X		X			X	X	
12	CD-MW-603		13:45									X	X	X
13	CD-MW-601		14:10									X	X	X
14	DUP-2											X	X	X
15	CD-MW-500	5/15/25	10:20	G	GW	U	X		X				X	X
16	CD-MW-501		11:30											
17	CD-MW-503		1250											
18	CD-MW-605		1405											
19	CD-MW-505		1201											
20	CD-MW-504		1231											

[3] Preservation Code
Courier Use Only
Total Number Of:
VIALS_____
GLASS_____
PLASTIC_____
BACTERIA_____
ENCORE_____

Glassware in the fridge? Y / N
Glassware in freezer? Y / N
Prepackaged Cooler? Y / N
*Pace Analytical is not responsible for missing samples from prepacked coolers

[1] Matrix Codes:
GW = Ground Water
WW = Waste Water
DW = Drinking Water
A = Air
S = Soil
SL = Sludge
SOL = Solid
O = Other (please define)

[2] Preservation Codes:
I = Iced
H = HCL
M = Methanol
N = Nitric Acid
S = Sulfuric Acid
B = Sodium Bisulfate
X = Sodium Hydroxide
T = Sodium Thiosulfate
O = Other (please define)

	Date/Time:
Relinquished by: (signature)	5/15/25 16:30
Received by: (signature)	5/16/25 12:52
Relinquished by: (signature)	5/16/25 17:22
Received by: (signature)	5-16 1900
Relinquished by: (signature)	5-16 2000
Received by: (signature) 0.9, 6.6, 7.8, 1.9	5/17/25 0900
Relinquished by: (signature)	
Received by: (signature)	

Client Comments:

Detection Limit Requirements: MA: LGW-1; CT:

Special Requirements: ☒ MA MCP Required; ☐ MCP Certification Form Required; ☐ CT RCP Required; ☐ RCP Certification Form Required; ☐ MA State DW Required; PWSID #

Please use the following codes to indicate possible sample concentration within the Conc Code column above:
H - High; M - Medium; L - Low; C - Clean; U - Unknown

NELAC and AIHA-LAP, LLC Accredited

Project Entity: Government ☒ Federal ☐ City ☐ Municipality ☐ 21 J ☐ Brownfield ☐ MWRA ☐ School ☐ MBTA ☐ WRTA ☐

Other: ☐ Chromatogram ☐ AIHA-LAP,LLC

Comments:

Disclaimer: Pace Analytical is not responsible for any omitted information on the Chain of Custody. The Chain of Custody is a legal document that must be complete and accurate and is used to determine what analyses the laboratory will perform. Any missing information is not the laboratory's responsibility. Pace Analytical values your partnership on each project and will try to assist with missing information, but will not be held accountable.

Table of Contents

25E1382

http://www.pacelabs.com

Doc # 381 Rev 5_07/13/2021

Pace Analytical®

Phone: 413-525-2332
Fax: 413-525-6405
Access COC's and Support Requests

CHAIN OF CUSTODY RECORD

39 Spruce Street
East Longmeadow, MA 01028

Page 3 of 3

Company Name: Weston & Sampson
Address: 55 Walkers Brook Dr Reading MA
Phone: 1-800-Sampson
Project Name: Medfield State Hospital
Project Location:
Project Number: Daron Kurkjian
Project Manager:
Pace Quote Name/Number:
Invoice Recipient: Peter Botticello
Sampled By: PCB, NCF, LNM

Requested Turnaround Time
7-Day ☐ 10-Day ☐
PFAS 10-Day (std) ☐ Due Date: Stnd

Rush-Approval Required
1-Day ☐ 3-Day ☐
2-Day ☐ 4-Day ☐

Data Delivery
Format: PDF ☒ EXCEL ☒
Other: envlodata
CLP Like Data Pkg Required: ☐
Email To: Daron Kurkjian
Fax To #: McGuire

Dissolved Metals Samples
☒ Field Filtered
○ Lab to Filter

Orthophosphate Samples
○ Field Filtered
○ Lab to Filter

PCB ONLY
SOXHLET ☐
NON SOXHLET ☐

ANALYSIS REQUESTED

Pace Work Order#	Client Sample ID / Description	Beginning Date/Time	Ending Date/Time	COMP/GRAB	[1]Matrix Code	Conc Code	VIALS	GLASS	PLASTIC	BACTERIA	ENCORE	VOCs 8260	MCP 14 Metals	PFAS
21	SPD-MW-500	5/15/25	1001	G	GW	U	X		X			X	X	
22	SPD-MW-504R	↓	1101	↓	↓	↓	↓		↓			X	X	
23	CD-MW-604	↓	1331	↓	↓	↓	↓		↓			X	X	
24	CD-MW-600	↓	13:00	↓	↓	↓	↓		↓			X	X	
25	CD-MW-602	↓	11:15	↓	↓	↓	↓		↓			X	X	
26	CD-MW-502	↓	12:40	↓	↓	↓	↓		↓			X	X	
27	FB	5/14/25	1430											X
28	TB											X		
29	TB											X		

[2] Preservation Code
Courier Use Only
Total Number Of:
VIALS_____
GLASS_____
PLASTIC_____
BACTERIA_____
ENCORE_____

Glassware in the fridge? Y / N
Glassware in freezer? Y / N
Prepackaged Cooler? Y / N

*Pace Analytical is not responsible for missing samples from prepacked coolers

[1] Matrix Codes:
GW = Ground Water
WW = Waste Water
DW = Drinking Water
A = Air
S = Soil
SL = Sludge
SOL = Solid
O = Other (please define)

[2] Preservation Codes:
I = Iced
H = HCL
M = Methanol
N = Nitric Acid
S = Sulfuric Acid
B = Sodium Bisulfate
X = Sodium Hydroxide
T = Sodium Thiosulfate
O = Other (please define)

Relinquished by: (signature)	Date/Time:	Client Comments:
[signature]	5/15/25 16:30	
Received by: (signature) [signature] RACE	Date/Time: 5/16/25 12:52	
Relinquished by: (signature) [signature] RACE	Date/Time: 5/16/25 17:22	
Received by: (signature) [signature]	Date/Time: 5-16 1900	
Relinquished by: (signature) [signature]	Date/Time: 5-16 2050	
Received by: (signature) [signature] 0.9, 6.6, 7.8, 1	Date/Time: 5/17/25 9:00	
Relinquished by: (signature)	Date/Time:	
Received by: (signature)	Date/Time:	

Detection Limit Requirements
MA: LGW-1
CT:
Other:

Special Requirements
☒ MA MCP Required
MCP Certification Form Required
☐ CT RCP Required
RCP Certification Form Required
☐ MA State DW Required
PWSID #

Please use the following codes to indicate possible sample concentration within the Conc Code column above:
H - High; M - Medium; L - Low; C - Clean; U - Unknown

NELAC and AIHA-LAP, LLC Accredited

Project Entity
Government ☒ Municipality ☐ MWRA ☐ WRTA ☐
Federal ☐ 21 J ☐ School ☐
City ☐ Brownfield ☐ MBTA ☐

Other
☐ Chromatogram
☐ AIHA-LAP,LLC

Comments:

Disclaimer: Pace Analytical is not responsible for any omitted information on the Chain of Custody. The Chain of Custody is a legal document that must be complete and accurate and is used to determine what analyses the laboratory will perform. Any missing information is not the laboratory's responsibility. Pace Analytical values your partnership on each project and will try to assist with missing information, but will not be held accountable.

Table of Contents

Pace ANALYTICAL SERVICES

DC#_Title: ENV-FRM-ELON-0001 v08_Sample Receiving Checklist

Effective Date: 06/11/2024

Log In Back-Sheet

Login Sample Receipt Checklist – (Rejection Criteria Listing – Using Acceptance Policy) Any False statement will be brought to the attention of the Client – True or False

Client W & S

Project Mid field State Hospital

MCP/RCP Required MA MCP

Deliverable Package Requirement GW-1

Location MA

PWSID# (When Applicable) na

Arrival Method:

Courier ☑ Fed Ex ☐ Walk In ☐ Other ☐

Received By / Date / Time SC 5/16/25 2050

Back-Sheet By / Date / Time SC 5/17/25 1143

Temperature Method gun # 6

WV samples: Yes (see note*) / (No) (follow normal procedure)

Temp < 6° C Actual Temperature 0.9, 6.6, 7.8, 1.9

Rush Samples: Yes / (No) Notify

Short Hold: Yes / (No) Notify

	True	False
Received on Ice	☑	☐
Received in Cooler	☑	☐
Custody Seal: DATE TIME	☐	☑
COC Relinquished	☑	☐
COC/Samples Labels Agree	☑	☐
All Samples in Good Condition	☑	☐
Samples Received within Holding Time	☑	☐
Is there enough Volume	☑	☐
Proper Media/Container Used	☐	☑ m
Splitting Samples Required	☐	☑
MS/MSD	☐	☑
Trip Blanks	☑	☒ cy
Lab to Filters	☐	☑
COC Legible	☑	☐

COC Included: (Check all included)

Client	☑	Analysis	☑	Sampler Name	☐
Project	☑	IDs	☑	Collection Date/Time	☑

All Samples Proper pH: N/A ☑ ☐

Notes regarding Samples/COC outside of SOP:

received 5/16/25 @ 2050
temp ; signed 5/17/25 @ 900

two temps out of range
melted ice

no vials received for TB, received 250 ml plastic instead

Additional Container Notes

**Note: West Virginia requires all samples to have their temperature taken. Note any outliers.*

Qualtrax ID: 120836

Qualtrax ID: 120836

Sample	Soils Jars (Circle Amb/Clear)				Ambers						Plastics										VOA Vials						Other / Fill in					
	16oz Amb/Clear	8oz Amb/Clear	4oz Amb/Clear	2oz Amb/Clear	1 Liter	Unpreserved	HCL	Sulfuric	250mL	Sulfuric	Phosphoric	HCl	100mL	Unpreserved	1 Liter	Unpreserved	Sulfuric	500mL	Unpreserved	Sulfuric	250mL	Unpreserved	Trizma	Sulfuric	Nitric	NaOH	Ammonium Acetate	NaOH/Zinc	Unpreserved	HCl	MeOH	D.I. Water	Bisulfate	Col/Bact						
1																																							
2																						2																	
3																																							
4																																							
5																														3									
6																														3									
7																														3									
8																														3									
9																																							
10																																							
11																														3									
12																										1				3									
13																										1													
14																						2																	
15																																							
16																																							
17																																							
18																																							
19																										1													
20																										1				3									

Pace ANALYTICAL SERVICES	DC#_Title: ENV-FRM-ELON-0001 v08_Sample Receiving Checklist
	Effective Date: 06/11/2024

Sample	Soils Jars (Circle Amb/Clear)				Ambers							Plastics												VOA Vials						Other / Fill in					
					1 Liter			250mL				1 Liter		500mL		250mL																				
	16oz Amb/Clear	8oz Amb/Clear	4oz Amb/Clear	2oz Amb/Clear	Unpreserved	HCL	Sulfuric	Sulfuric	Phosphoric	HCl	Unpreserved	Unpreserved	Sulfuric	Unpreserved	Sulfuric	Unpreserved	Trizma	Sulfuric	Nitric	NaOH	Ammonium Acetate	NaOH/Zinc	Unpreserved	HCl	MeOH	D.I. Water	Bisulfate	Col/Bact						
1																								2										
2																								2										
3																			—					—										
4																			—					—										
5																			—					2										
6																			—															
7																	—																	
8																	—																	
9																	—																	
10																																		
11																																		
12																																		
13																																		
14																																		
15																																		
16																																		
17																																		
18																																		
19																																		
20																																		

Pace	DC#_Title: ENV-FRM-ELON-0001 v08_Sample Receiving Checklist
	Effective Date: 06/11/2024

ANALYTICAL REPORT

Lab Number:	L2532656
Client:	Pace New England 39 Spruce St. East Longmeadow, MA 01028
ATTN:	Rebecca Faust
Phone:	(413) 525-2332
Project Name:	25E1382
Project Number:	25E1382
Report Date:	06/04/25

The original project report/data package is held by Pace Analytical Services. This report/data package is paginated and should be reproduced only in its entirety. Pace Analytical Services holds no responsibility for results and/or data that are not consistent with the original.

Certifications & Approvals: MA (M-MA030), NH NELAP (2062), CT (PH-0825), DoD (L2474), FL (E87814), IL (200081), IN (C-MA-04), KY (KY98046), LA (85084), ME (MA00030), MD (350), MI (9110), MN (025-999-495), NJ (MA015), NY (11627), NC (685), OR (MA-0262), PA (68-02089), RI (LAO00299), TX (T104704419), VT (VT-0015), VA (460194), WA (C954), US Army Corps of Engineers, USDA (Permit #525-23-107-88708A1), USFWS (Permit #A24920).

Project Name: 25E1382
Project Number: 25E1382

Lab Number: L2532656
Report Date: 06/04/25

Lab Sample ID	Client ID	Matrix	Sample Location	Collection Date/Time	Receive Date
L2532656-01	25E1382-12	WATER	Not Specified	05/14/25 13:45	05/23/25
L2532656-02	25E1382-13	WATER	Not Specified	05/14/25 14:10	05/23/25
L2532656-03	25E1382-14	WATER	Not Specified	05/14/25 00:00	05/23/25
L2532656-04	25E1382-15	WATER	Not Specified	05/15/25 10:20	05/23/25
L2532656-05	25E1382-16	WATER	Not Specified	05/15/25 11:30	05/23/25
L2532656-06	25E1382-17	WATER	Not Specified	05/15/25 12:50	05/23/25
L2532656-07	25E1382-18	WATER	Not Specified	05/15/25 14:05	05/23/25
L2532656-08	25E1382-19	WATER	Not Specified	05/15/25 12:01	05/23/25
L2532656-09	25E1382-20	WATER	Not Specified	05/15/25 12:31	05/23/25
L2532656-10	25E1382-23	WATER	Not Specified	05/15/25 13:31	05/23/25
L2532656-11	25E1382-24	WATER	Not Specified	05/15/25 13:00	05/23/25
L2532656-12	25E1382-25	WATER	Not Specified	05/15/25 11:15	05/23/25
L2532656-13	25E1382-26	WATER	Not Specified	05/15/25 12:40	05/23/25

Project Name: 25E1382 **Lab Number:** L2532656

Project Number: 25E1382 **Report Date:** 06/04/25

MADEP MCP Response Action Analytical Report Certification

This form provides certifications for all samples performed by MCP methods. Please refer to the Sample Results and Container Information sections of this report for specification of MCP methods used for each analysis. The following questions pertain only to MCP Analytical Methods.

An affirmative response to questions A through F is required for "Presumptive Certainty" status		
A	Were all samples received in a condition consistent with those described on the Chain-of-Custody, properly preserved (including temperature) in the field or laboratory, and prepared/analyzed within method holding times?	YES
B	Were the analytical method(s) and all associated QC requirements specified in the selected CAM protocol(s) followed?	YES
C	Were all required corrective actions and analytical response actions specified in the selected CAM protocol(s) implemented for all identified performance standard non-conformances?	YES
D	Does the laboratory report comply with all the reporting requirements specified in CAM VII A, "Quality Assurance and Quality Control Guidelines for the Acquisition and Reporting of Analytical Data?"	YES
E a.	VPH, EPH, and APH Methods only: Was each method conducted without significant modification(s)? (Refer to the individual method(s) for a list of significant modifications).	N/A
E b.	APH and TO-15 Methods only: Was the complete analyte list reported for each method?	N/A
F	Were all applicable CAM protocol QC and performance standard non-conformances identified and evaluated in a laboratory narrative (including all "No" responses to Questions A through E)?	YES

A response to questions G, H and I is required for "Presumptive Certainty" status		
G	Were the reporting limits at or below all CAM reporting limits specified in the selected CAM protocol(s)?	YES
H	Were all QC performance standards specified in the CAM protocol(s) achieved?	YES
I	Were results reported for the complete analyte list specified in the selected CAM protocol(s)?	YES

For any questions answered "No", please refer to the case narrative section on the following page(s).

Please note that sample matrix information is located in the Sample Results section of this report.

Project Name:	25E1382	**Lab Number:**	L2532656
Project Number:	25E1382	**Report Date:**	06/04/25

Case Narrative

The samples were received in accordance with the Chain of Custody and no significant deviations were encountered during the preparation or analysis unless otherwise noted. Sample Receipt, Container Information, and the Chain of Custody are located at the back of the report.

Results contained within this report relate only to the samples submitted under this Pace Lab Number and meet NELAP requirements for all NELAP accredited parameters unless otherwise noted in the following narrative. The data presented in this report is organized by parameter (i.e. VOC, SVOC, etc.). Sample specific Quality Control data (i.e. Surrogate Spike Recovery) is reported at the end of the target analyte list for each individual sample, followed by the Laboratory Batch Quality Control at the end of each parameter. Tentatively Identified Compounds (TICs), if requested, are reported for compounds identified to be present and are not part of the method/program Target Compound List, even if only a subset of the TCL are being reported. If a sample was re-analyzed or re-extracted due to a required quality control corrective action and if both sets of data are reported, the Laboratory ID of the re-analysis or re-extraction is designated with an "R" or "RE", respectively.

When multiple Batch Quality Control elements are reported (e.g. more than one LCS), the associated samples for each element are noted in the grey shaded header line of each data table. Any Laboratory Batch, Sample Specific % recovery or RPD value that is outside the listed Acceptance Criteria is bolded in the report. In reference to questions H (CAM) or 4 (RCP) when "NO" is checked, the performance criteria for CAM and RCP methods allow for some quality control failures to occur and still be within method compliance. In these instances, the specific failure is not narrated but noted in the associated QC Outlier Summary Report, located directly after the Case Narrative. QC information is also incorporated in the Data Usability Assessment table (Format 11) of our Data Merger tool, where it can be reviewed in conjunction with the sample result, associated regulatory criteria and any associated data usability implications.

Soil/sediments and solids are reported on a dry weight basis unless otherwise noted. Tissues are reported "as received" or on a wet weight basis, unless otherwise noted. Definitions of all data qualifiers and acronyms used in this report are provided in the Glossary located at the back of the report.

HOLD POLICY - For samples submitted on hold, Pace's policy is to hold samples (with the exception of Air canisters) free of charge for 21 calendar days from the date the project is completed. After 21 calendar days, we will dispose of all samples submitted including those put on hold unless you have contacted your Pace Project Manager and made arrangements for Pace to continue to hold the samples. Air canisters will be disposed after 3 business days from the date the project is completed.

Please contact Project Management at 800-624-9220 with any questions.

Project Name: 25E1382 **Lab Number:** L2532656
Project Number: 25E1382 **Report Date:** 06/04/25

Case Narrative (continued)

MCP Related Narratives

Sample Receipt

The samples were field filtered for Dissolved Metals.

I, the undersigned, attest under the pains and penalties of perjury that, to the best of my knowledge and belief and based upon my personal inquiry of those responsible for providing the information contained in this analytical report, such information is accurate and complete. This certificate of analysis is not complete unless this page accompanies any and all pages of this report.

Authorized Signature: Kelly O'Neill

Title: Technical Director/Representative Date: 06/04/25

QC OUTLIER SUMMARY REPORT

Project Name: 25E1382
Project Number: 25E1382

Lab Number: L2532656
Report Date: 06/04/25

Method	Client ID (Native ID)	Lab ID	Parameter	QC Type	Recovery/RPD (%)	QC Limits (%)	Associated Samples	Data Quality Assessment

There are no QC Outliers associated with this report.

METALS

Project Name: 25E1382 **Lab Number:** L2532656

Project Number: 25E1382 **Report Date:** 06/04/25

SAMPLE RESULTS

Lab ID: L2532656-01 Date Collected: 05/14/25 13:45

Client ID: 25E1382-12 Date Received: 05/23/25

Sample Location: Not Specified Field Prep: Refer to COC

Sample Depth:

Matrix: Water

Parameter	Result	Qualifier	Units	RL	MDL	Dilution Factor	Date Prepared	Date Analyzed	Prep Method	Analytical Method	Analyst
MCP Dissolved Metals - Mansfield Lab											
Antimony, Dissolved	ND		mg/l	0.0040	--	1	05/30/25 10:08	06/04/25 12:54	EPA 3005A	97,6020B	BLR
Arsenic, Dissolved	ND		mg/l	0.0005	--	1	05/30/25 10:08	06/04/25 12:54	EPA 3005A	97,6020B	BLR
Barium, Dissolved	0.0604		mg/l	0.0005	--	1	05/30/25 10:08	06/04/25 12:54	EPA 3005A	97,6020B	BLR
Beryllium, Dissolved	ND		mg/l	0.0005	--	1	05/30/25 10:08	06/04/25 12:54	EPA 3005A	97,6020B	BLR
Cadmium, Dissolved	0.0020		mg/l	0.0005	--	1	05/30/25 10:08	06/04/25 12:54	EPA 3005A	97,6020B	BLR
Chromium, Dissolved	ND		mg/l	0.0010	--	1	05/30/25 10:08	06/04/25 12:54	EPA 3005A	97,6020B	BLR
Lead, Dissolved	0.0360		mg/l	0.0010	--	1	05/30/25 10:08	06/04/25 12:54	EPA 3005A	97,6020B	BLR
Mercury, Dissolved	ND		mg/l	0.0002	--	1	05/30/25 10:40	06/02/25 13:14	EPA 7470A	97,7470A	JWN
Nickel, Dissolved	0.0117		mg/l	0.0020	--	1	05/30/25 10:08	06/04/25 12:54	EPA 3005A	97,6020B	BLR
Selenium, Dissolved	ND		mg/l	0.005	--	1	05/30/25 10:08	06/04/25 12:54	EPA 3005A	97,6020B	BLR
Silver, Dissolved	ND		mg/l	0.0005	--	1	05/30/25 10:08	06/04/25 12:54	EPA 3005A	97,6020B	BLR
Thallium, Dissolved	ND		mg/l	0.0020	--	1	05/30/25 10:08	06/04/25 12:54	EPA 3005A	97,6020B	BLR
Vanadium, Dissolved	ND		mg/l	0.0050	--	1	05/30/25 10:08	06/04/25 12:54	EPA 3005A	97,6020B	BLR
Zinc, Dissolved	0.9305		mg/l	0.0100	--	1	05/30/25 10:08	06/04/25 12:54	EPA 3005A	97,6020B	BLR

Project Name: 25E1382 **Lab Number:** L2532656

Project Number: 25E1382 **Report Date:** 06/04/25

SAMPLE RESULTS

Lab ID: L2532656-02 Date Collected: 05/14/25 14:10

Client ID: 25E1382-13 Date Received: 05/23/25

Sample Location: Not Specified Field Prep: Refer to COC

Sample Depth:

Matrix: Water

Parameter	Result	Qualifier	Units	RL	MDL	Dilution Factor	Date Prepared	Date Analyzed	Prep Method	Analytical Method	Analyst
MCP Dissolved Metals - Mansfield Lab											
Antimony, Dissolved	ND		mg/l	0.0040	--	1	05/30/25 10:08	06/04/25 12:59	EPA 3005A	97,6020B	BLR
Arsenic, Dissolved	ND		mg/l	0.0005	--	1	05/30/25 10:08	06/04/25 12:59	EPA 3005A	97,6020B	BLR
Barium, Dissolved	0.0727		mg/l	0.0005	--	1	05/30/25 10:08	06/04/25 12:59	EPA 3005A	97,6020B	BLR
Beryllium, Dissolved	ND		mg/l	0.0005	--	1	05/30/25 10:08	06/04/25 12:59	EPA 3005A	97,6020B	BLR
Cadmium, Dissolved	0.0022		mg/l	0.0005	--	1	05/30/25 10:08	06/04/25 12:59	EPA 3005A	97,6020B	BLR
Chromium, Dissolved	ND		mg/l	0.0010	--	1	05/30/25 10:08	06/04/25 12:59	EPA 3005A	97,6020B	BLR
Lead, Dissolved	0.004		mg/l	0.0010	--	1	05/30/25 10:08	06/04/25 12:59	EPA 3005A	97,6020B	BLR
Mercury, Dissolved	ND		mg/l	0.0002	--	1	05/30/25 10:40	06/02/25 13:24	EPA 7470A	97,7470A	JWN
Nickel, Dissolved	0.0195		mg/l	0.0020	--	1	05/30/25 10:08	06/04/25 12:59	EPA 3005A	97,6020B	BLR
Selenium, Dissolved	ND		mg/l	0.005	--	1	05/30/25 10:08	06/04/25 12:59	EPA 3005A	97,6020B	BLR
Silver, Dissolved	ND		mg/l	0.0005	--	1	05/30/25 10:08	06/04/25 12:59	EPA 3005A	97,6020B	BLR
Thallium, Dissolved	ND		mg/l	0.0020	--	1	05/30/25 10:08	06/04/25 12:59	EPA 3005A	97,6020B	BLR
Vanadium, Dissolved	ND		mg/l	0.0050	--	1	05/30/25 10:08	06/04/25 12:59	EPA 3005A	97,6020B	BLR
Zinc, Dissolved	1.102		mg/l	0.0100	--	1	05/30/25 10:08	06/04/25 12:59	EPA 3005A	97,6020B	BLR

Project Name: 25E1382 **Lab Number:** L2532656

Project Number: 25E1382 **Report Date:** 06/04/25

SAMPLE RESULTS

Lab ID: L2532656-03 Date Collected: 05/14/25 00:00

Client ID: 25E1382-14 Date Received: 05/23/25

Sample Location: Not Specified Field Prep: Refer to COC

Sample Depth:

Matrix: Water

Parameter	Result	Qualifier	Units	RL	MDL	Dilution Factor	Date Prepared	Date Analyzed	Prep Method	Analytical Method	Analyst
MCP Dissolved Metals - Mansfield Lab											
Antimony, Dissolved	ND		mg/l	0.0040	--	1	05/30/25 10:08	06/04/25 13:03	EPA 3005A	97,6020B	BLR
Arsenic, Dissolved	ND		mg/l	0.0005	--	1	05/30/25 10:08	06/04/25 13:03	EPA 3005A	97,6020B	BLR
Barium, Dissolved	0.0590		mg/l	0.0005	--	1	05/30/25 10:08	06/04/25 13:03	EPA 3005A	97,6020B	BLR
Beryllium, Dissolved	ND		mg/l	0.0005	--	1	05/30/25 10:08	06/04/25 13:03	EPA 3005A	97,6020B	BLR
Cadmium, Dissolved	0.0022		mg/l	0.0005	--	1	05/30/25 10:08	06/04/25 13:03	EPA 3005A	97,6020B	BLR
Chromium, Dissolved	ND		mg/l	0.0010	--	1	05/30/25 10:08	06/04/25 13:03	EPA 3005A	97,6020B	BLR
Lead, Dissolved	0.0377		mg/l	0.0010	--	1	05/30/25 10:08	06/04/25 13:03	EPA 3005A	97,6020B	BLR
Mercury, Dissolved	ND		mg/l	0.0002	--	1	05/30/25 10:40	06/02/25 13:27	EPA 7470A	97,7470A	JWN
Nickel, Dissolved	0.0119		mg/l	0.0020	--	1	05/30/25 10:08	06/04/25 13:03	EPA 3005A	97,6020B	BLR
Selenium, Dissolved	ND		mg/l	0.005	--	1	05/30/25 10:08	06/04/25 13:03	EPA 3005A	97,6020B	BLR
Silver, Dissolved	ND		mg/l	0.0005	--	1	05/30/25 10:08	06/04/25 13:03	EPA 3005A	97,6020B	BLR
Thallium, Dissolved	ND		mg/l	0.0020	--	1	05/30/25 10:08	06/04/25 13:03	EPA 3005A	97,6020B	BLR
Vanadium, Dissolved	ND		mg/l	0.0050	--	1	05/30/25 10:08	06/04/25 13:03	EPA 3005A	97,6020B	BLR
Zinc, Dissolved	0.9368		mg/l	0.0100	--	1	05/30/25 10:08	06/04/25 13:03	EPA 3005A	97,6020B	BLR

Project Name: 25E1382 **Lab Number:** L2532656

Project Number: 25E1382 **Report Date:** 06/04/25

SAMPLE RESULTS

Lab ID: L2532656-04 Date Collected: 05/15/25 10:20

Client ID: 25E1382-15 Date Received: 05/23/25

Sample Location: Not Specified Field Prep: Refer to COC

Sample Depth:

Matrix: Water

Parameter	Result	Qualifier	Units	RL	MDL	Dilution Factor	Date Prepared	Date Analyzed	Prep Method	Analytical Method	Analyst
MCP Dissolved Metals - Mansfield Lab											
Antimony, Dissolved	ND		mg/l	0.0040	--	1	05/30/25 10:08	06/04/25 13:08	EPA 3005A	97,6020B	BLR
Arsenic, Dissolved	0.0007		mg/l	0.0005	--	1	05/30/25 10:08	06/04/25 13:08	EPA 3005A	97,6020B	BLR
Barium, Dissolved	0.0434		mg/l	0.0005	--	1	05/30/25 10:08	06/04/25 13:08	EPA 3005A	97,6020B	BLR
Beryllium, Dissolved	ND		mg/l	0.0005	--	1	05/30/25 10:08	06/04/25 13:08	EPA 3005A	97,6020B	BLR
Cadmium, Dissolved	ND		mg/l	0.0005	--	1	05/30/25 10:08	06/04/25 13:08	EPA 3005A	97,6020B	BLR
Chromium, Dissolved	ND		mg/l	0.0010	--	1	05/30/25 10:08	06/04/25 13:08	EPA 3005A	97,6020B	BLR
Lead, Dissolved	ND		mg/l	0.0010	--	1	05/30/25 10:08	06/04/25 13:08	EPA 3005A	97,6020B	BLR
Mercury, Dissolved	ND		mg/l	0.0002	--	1	05/30/25 10:40	06/02/25 13:31	EPA 7470A	97,7470A	JWN
Nickel, Dissolved	ND		mg/l	0.0020	--	1	05/30/25 10:08	06/04/25 13:08	EPA 3005A	97,6020B	BLR
Selenium, Dissolved	ND		mg/l	0.005	--	1	05/30/25 10:08	06/04/25 13:08	EPA 3005A	97,6020B	BLR
Silver, Dissolved	ND		mg/l	0.0005	--	1	05/30/25 10:08	06/04/25 13:08	EPA 3005A	97,6020B	BLR
Thallium, Dissolved	ND		mg/l	0.0020	--	1	05/30/25 10:08	06/04/25 13:08	EPA 3005A	97,6020B	BLR
Vanadium, Dissolved	ND		mg/l	0.0050	--	1	05/30/25 10:08	06/04/25 13:08	EPA 3005A	97,6020B	BLR
Zinc, Dissolved	ND		mg/l	0.0100	--	1	05/30/25 10:08	06/04/25 13:08	EPA 3005A	97,6020B	BLR

Project Name: 25E1382 **Lab Number:** L2532656

Project Number: 25E1382 **Report Date:** 06/04/25

SAMPLE RESULTS

Lab ID: L2532656-05 Date Collected: 05/15/25 11:30

Client ID: 25E1382-16 Date Received: 05/23/25

Sample Location: Not Specified Field Prep: Refer to COC

Sample Depth:

Matrix: Water

Parameter	Result	Qualifier	Units	RL	MDL	Dilution Factor	Date Prepared	Date Analyzed	Prep Method	Analytical Method	Analyst
MCP Dissolved Metals - Mansfield Lab											
Antimony, Dissolved	ND		mg/l	0.0040	--	1	05/30/25 10:08	06/04/25 13:26	EPA 3005A	97,6020B	BLR
Arsenic, Dissolved	ND		mg/l	0.0005	--	1	05/30/25 10:08	06/04/25 13:26	EPA 3005A	97,6020B	BLR
Barium, Dissolved	0.0674		mg/l	0.0005	--	1	05/30/25 10:08	06/04/25 13:26	EPA 3005A	97,6020B	BLR
Beryllium, Dissolved	ND		mg/l	0.0005	--	1	05/30/25 10:08	06/04/25 13:26	EPA 3005A	97,6020B	BLR
Cadmium, Dissolved	0.0018		mg/l	0.0005	--	1	05/30/25 10:08	06/04/25 13:26	EPA 3005A	97,6020B	BLR
Chromium, Dissolved	ND		mg/l	0.0010	--	1	05/30/25 10:08	06/04/25 13:26	EPA 3005A	97,6020B	BLR
Lead, Dissolved	ND		mg/l	0.0010	--	1	05/30/25 10:08	06/04/25 13:26	EPA 3005A	97,6020B	BLR
Mercury, Dissolved	ND		mg/l	0.0002	--	1	05/30/25 10:40	06/02/25 13:34	EPA 7470A	97,7470A	JWN
Nickel, Dissolved	0.0172		mg/l	0.0020	--	1	05/30/25 10:08	06/04/25 13:26	EPA 3005A	97,6020B	BLR
Selenium, Dissolved	ND		mg/l	0.005	--	1	05/30/25 10:08	06/04/25 13:26	EPA 3005A	97,6020B	BLR
Silver, Dissolved	ND		mg/l	0.0005	--	1	05/30/25 10:08	06/04/25 13:26	EPA 3005A	97,6020B	BLR
Thallium, Dissolved	ND		mg/l	0.0020	--	1	05/30/25 10:08	06/04/25 13:26	EPA 3005A	97,6020B	BLR
Vanadium, Dissolved	ND		mg/l	0.0050	--	1	05/30/25 10:08	06/04/25 13:26	EPA 3005A	97,6020B	BLR
Zinc, Dissolved	2.043		mg/l	0.0100	--	1	05/30/25 10:08	06/04/25 13:26	EPA 3005A	97,6020B	BLR

Project Name: 25E1382 **Lab Number:** L2532656

Project Number: 25E1382 **Report Date:** 06/04/25

SAMPLE RESULTS

Lab ID: L2532656-06 Date Collected: 05/15/25 12:50

Client ID: 25E1382-17 Date Received: 05/23/25

Sample Location: Not Specified Field Prep: Refer to COC

Sample Depth:

Matrix: Water

Parameter	Result	Qualifier	Units	RL	MDL	Dilution Factor	Date Prepared	Date Analyzed	Prep Method	Analytical Method	Analyst
MCP Dissolved Metals - Mansfield Lab											
Antimony, Dissolved	ND		mg/l	0.0040	--	1	05/30/25 10:08	06/04/25 13:35	EPA 3005A	97,6020B	BLR
Arsenic, Dissolved	0.0008		mg/l	0.0005	--	1	05/30/25 10:08	06/04/25 13:35	EPA 3005A	97,6020B	BLR
Barium, Dissolved	0.1469		mg/l	0.0005	--	1	05/30/25 10:08	06/04/25 13:35	EPA 3005A	97,6020B	BLR
Beryllium, Dissolved	ND		mg/l	0.0005	--	1	05/30/25 10:08	06/04/25 13:35	EPA 3005A	97,6020B	BLR
Cadmium, Dissolved	ND		mg/l	0.0005	--	1	05/30/25 10:08	06/04/25 13:35	EPA 3005A	97,6020B	BLR
Chromium, Dissolved	ND		mg/l	0.0010	--	1	05/30/25 10:08	06/04/25 13:35	EPA 3005A	97,6020B	BLR
Lead, Dissolved	ND		mg/l	0.0010	--	1	05/30/25 10:08	06/04/25 13:35	EPA 3005A	97,6020B	BLR
Mercury, Dissolved	ND		mg/l	0.0002	--	1	05/30/25 10:40	06/02/25 13:37	EPA 7470A	97,7470A	JWN
Nickel, Dissolved	ND		mg/l	0.0020	--	1	05/30/25 10:08	06/04/25 13:35	EPA 3005A	97,6020B	BLR
Selenium, Dissolved	ND		mg/l	0.005	--	1	05/30/25 10:08	06/04/25 13:35	EPA 3005A	97,6020B	BLR
Silver, Dissolved	ND		mg/l	0.0005	--	1	05/30/25 10:08	06/04/25 13:35	EPA 3005A	97,6020B	BLR
Thallium, Dissolved	ND		mg/l	0.0020	--	1	05/30/25 10:08	06/04/25 13:35	EPA 3005A	97,6020B	BLR
Vanadium, Dissolved	ND		mg/l	0.0050	--	1	05/30/25 10:08	06/04/25 13:35	EPA 3005A	97,6020B	BLR
Zinc, Dissolved	ND		mg/l	0.0100	--	1	05/30/25 10:08	06/04/25 13:35	EPA 3005A	97,6020B	BLR

Project Name: 25E1382 **Lab Number:** L2532656

Project Number: 25E1382 **Report Date:** 06/04/25

SAMPLE RESULTS

Lab ID: L2532656-07 Date Collected: 05/15/25 14:05

Client ID: 25E1382-18 Date Received: 05/23/25

Sample Location: Not Specified Field Prep: Refer to COC

Sample Depth:

Matrix: Water

Parameter	Result	Qualifier	Units	RL	MDL	Dilution Factor	Date Prepared	Date Analyzed	Prep Method	Analytical Method	Analyst
MCP Dissolved Metals - Mansfield Lab											
Antimony, Dissolved	ND		mg/l	0.0040	--	1	05/30/25 10:08	06/04/25 13:40	EPA 3005A	97,6020B	BLR
Arsenic, Dissolved	ND		mg/l	0.0005	--	1	05/30/25 10:08	06/04/25 13:40	EPA 3005A	97,6020B	BLR
Barium, Dissolved	0.0906		mg/l	0.0005	--	1	05/30/25 10:08	06/04/25 13:40	EPA 3005A	97,6020B	BLR
Beryllium, Dissolved	ND		mg/l	0.0005	--	1	05/30/25 10:08	06/04/25 13:40	EPA 3005A	97,6020B	BLR
Cadmium, Dissolved	0.0005		mg/l	0.0005	--	1	05/30/25 10:08	06/04/25 13:40	EPA 3005A	97,6020B	BLR
Chromium, Dissolved	ND		mg/l	0.0010	--	1	05/30/25 10:08	06/04/25 13:40	EPA 3005A	97,6020B	BLR
Lead, Dissolved	0.0010		mg/l	0.0010	--	1	05/30/25 10:08	06/04/25 13:40	EPA 3005A	97,6020B	BLR
Mercury, Dissolved	ND		mg/l	0.0002	--	1	05/30/25 10:40	06/02/25 13:41	EPA 7470A	97,7470A	JWN
Nickel, Dissolved	0.0049		mg/l	0.0020	--	1	05/30/25 10:08	06/04/25 13:40	EPA 3005A	97,6020B	BLR
Selenium, Dissolved	ND		mg/l	0.005	--	1	05/30/25 10:08	06/04/25 13:40	EPA 3005A	97,6020B	BLR
Silver, Dissolved	ND		mg/l	0.0005	--	1	05/30/25 10:08	06/04/25 13:40	EPA 3005A	97,6020B	BLR
Thallium, Dissolved	ND		mg/l	0.0020	--	1	05/30/25 10:08	06/04/25 13:40	EPA 3005A	97,6020B	BLR
Vanadium, Dissolved	ND		mg/l	0.0050	--	1	05/30/25 10:08	06/04/25 13:40	EPA 3005A	97,6020B	BLR
Zinc, Dissolved	0.1862		mg/l	0.0100	--	1	05/30/25 10:08	06/04/25 13:40	EPA 3005A	97,6020B	BLR

Project Name: 25E1382 **Lab Number:** L2532656

Project Number: 25E1382 **Report Date:** 06/04/25

SAMPLE RESULTS

Lab ID: L2532656-08 Date Collected: 05/15/25 12:01

Client ID: 25E1382-19 Date Received: 05/23/25

Sample Location: Not Specified Field Prep: Refer to COC

Sample Depth:

Matrix: Water

Parameter	Result	Qualifier	Units	RL	MDL	Dilution Factor	Date Prepared	Date Analyzed	Prep Method	Analytical Method	Analyst
MCP Dissolved Metals - Mansfield Lab											
Antimony, Dissolved	ND		mg/l	0.0040	--	1	05/30/25 10:08	06/04/25 13:44	EPA 3005A	97,6020B	BLR
Arsenic, Dissolved	ND		mg/l	0.0005	--	1	05/30/25 10:08	06/04/25 13:44	EPA 3005A	97,6020B	BLR
Barium, Dissolved	0.0478		mg/l	0.0005	--	1	05/30/25 10:08	06/04/25 13:44	EPA 3005A	97,6020B	BLR
Beryllium, Dissolved	ND		mg/l	0.0005	--	1	05/30/25 10:08	06/04/25 13:44	EPA 3005A	97,6020B	BLR
Cadmium, Dissolved	ND		mg/l	0.0005	--	1	05/30/25 10:08	06/04/25 13:44	EPA 3005A	97,6020B	BLR
Chromium, Dissolved	ND		mg/l	0.0010	--	1	05/30/25 10:08	06/04/25 13:44	EPA 3005A	97,6020B	BLR
Lead, Dissolved	ND		mg/l	0.0010	--	1	05/30/25 10:08	06/04/25 13:44	EPA 3005A	97,6020B	BLR
Mercury, Dissolved	ND		mg/l	0.0002	--	1	05/30/25 10:40	06/02/25 13:44	EPA 7470A	97,7470A	JWN
Nickel, Dissolved	ND		mg/l	0.0020	--	1	05/30/25 10:08	06/04/25 13:44	EPA 3005A	97,6020B	BLR
Selenium, Dissolved	ND		mg/l	0.005	--	1	05/30/25 10:08	06/04/25 13:44	EPA 3005A	97,6020B	BLR
Silver, Dissolved	ND		mg/l	0.0005	--	1	05/30/25 10:08	06/04/25 13:44	EPA 3005A	97,6020B	BLR
Thallium, Dissolved	ND		mg/l	0.0020	--	1	05/30/25 10:08	06/04/25 13:44	EPA 3005A	97,6020B	BLR
Vanadium, Dissolved	0.0069		mg/l	0.0050	--	1	05/30/25 10:08	06/04/25 13:44	EPA 3005A	97,6020B	BLR
Zinc, Dissolved	ND		mg/l	0.0100	--	1	05/30/25 10:08	06/04/25 13:44	EPA 3005A	97,6020B	BLR

Project Name: 25E1382 **Lab Number:** L2532656

Project Number: 25E1382 **Report Date:** 06/04/25

SAMPLE RESULTS

Lab ID: L2532656-09 Date Collected: 05/15/25 12:31

Client ID: 25E1382-20 Date Received: 05/23/25

Sample Location: Not Specified Field Prep: Refer to COC

Sample Depth:

Matrix: Water

Parameter	Result	Qualifier	Units	RL	MDL	Dilution Factor	Date Prepared	Date Analyzed	Prep Method	Analytical Method	Analyst
MCP Dissolved Metals - Mansfield Lab											
Antimony, Dissolved	ND		mg/l	0.0040	--	1	05/30/25 10:08	06/04/25 13:49	EPA 3005A	97,6020B	BLR
Arsenic, Dissolved	ND		mg/l	0.0005	--	1	05/30/25 10:08	06/04/25 13:49	EPA 3005A	97,6020B	BLR
Barium, Dissolved	0.0811		mg/l	0.0005	--	1	05/30/25 10:08	06/04/25 13:49	EPA 3005A	97,6020B	BLR
Beryllium, Dissolved	ND		mg/l	0.0005	--	1	05/30/25 10:08	06/04/25 13:49	EPA 3005A	97,6020B	BLR
Cadmium, Dissolved	0.0006		mg/l	0.0005	--	1	05/30/25 10:08	06/04/25 13:49	EPA 3005A	97,6020B	BLR
Chromium, Dissolved	ND		mg/l	0.0010	--	1	05/30/25 10:08	06/04/25 13:49	EPA 3005A	97,6020B	BLR
Lead, Dissolved	0.0189		mg/l	0.0010	--	1	05/30/25 10:08	06/04/25 13:49	EPA 3005A	97,6020B	BLR
Mercury, Dissolved	ND		mg/l	0.0002	--	1	05/30/25 10:40	06/02/25 13:47	EPA 7470A	97,7470A	JWN
Nickel, Dissolved	0.0043		mg/l	0.0020	--	1	05/30/25 10:08	06/04/25 13:49	EPA 3005A	97,6020B	BLR
Selenium, Dissolved	ND		mg/l	0.005	--	1	05/30/25 10:08	06/04/25 13:49	EPA 3005A	97,6020B	BLR
Silver, Dissolved	ND		mg/l	0.0005	--	1	05/30/25 10:08	06/04/25 13:49	EPA 3005A	97,6020B	BLR
Thallium, Dissolved	ND		mg/l	0.0020	--	1	05/30/25 10:08	06/04/25 13:49	EPA 3005A	97,6020B	BLR
Vanadium, Dissolved	ND		mg/l	0.0050	--	1	05/30/25 10:08	06/04/25 13:49	EPA 3005A	97,6020B	BLR
Zinc, Dissolved	0.1020		mg/l	0.0100	--	1	05/30/25 10:08	06/04/25 13:49	EPA 3005A	97,6020B	BLR

Project Name: 25E1382 **Lab Number:** L2532656

Project Number: 25E1382 **Report Date:** 06/04/25

SAMPLE RESULTS

Lab ID: L2532656-10 Date Collected: 05/15/25 13:31

Client ID: 25E1382-23 Date Received: 05/23/25

Sample Location: Not Specified Field Prep: Refer to COC

Sample Depth:

Matrix: Water

Parameter	Result	Qualifier	Units	RL	MDL	Dilution Factor	Date Prepared	Date Analyzed	Prep Method	Analytical Method	Analyst
MCP Dissolved Metals - Mansfield Lab											
Antimony, Dissolved	ND		mg/l	0.0040	--	1	05/30/25 10:08	06/04/25 13:53	EPA 3005A	97,6020B	BLR
Arsenic, Dissolved	ND		mg/l	0.0005	--	1	05/30/25 10:08	06/04/25 13:53	EPA 3005A	97,6020B	BLR
Barium, Dissolved	0.0614		mg/l	0.0005	--	1	05/30/25 10:08	06/04/25 13:53	EPA 3005A	97,6020B	BLR
Beryllium, Dissolved	ND		mg/l	0.0005	--	1	05/30/25 10:08	06/04/25 13:53	EPA 3005A	97,6020B	BLR
Cadmium, Dissolved	0.0017		mg/l	0.0005	--	1	05/30/25 10:08	06/04/25 13:53	EPA 3005A	97,6020B	BLR
Chromium, Dissolved	ND		mg/l	0.0010	--	1	05/30/25 10:08	06/04/25 13:53	EPA 3005A	97,6020B	BLR
Lead, Dissolved	0.005		mg/l	0.0010	--	1	05/30/25 10:08	06/04/25 13:53	EPA 3005A	97,6020B	BLR
Mercury, Dissolved	ND		mg/l	0.0002	--	1	05/30/25 10:40	06/02/25 13:51	EPA 7470A	97,7470A	JWN
Nickel, Dissolved	0.0120		mg/l	0.0020	--	1	05/30/25 10:08	06/04/25 13:53	EPA 3005A	97,6020B	BLR
Selenium, Dissolved	ND		mg/l	0.005	--	1	05/30/25 10:08	06/04/25 13:53	EPA 3005A	97,6020B	BLR
Silver, Dissolved	ND		mg/l	0.0005	--	1	05/30/25 10:08	06/04/25 13:53	EPA 3005A	97,6020B	BLR
Thallium, Dissolved	ND		mg/l	0.0020	--	1	05/30/25 10:08	06/04/25 13:53	EPA 3005A	97,6020B	BLR
Vanadium, Dissolved	ND		mg/l	0.0050	--	1	05/30/25 10:08	06/04/25 13:53	EPA 3005A	97,6020B	BLR
Zinc, Dissolved	0.8314		mg/l	0.0100	--	1	05/30/25 10:08	06/04/25 13:53	EPA 3005A	97,6020B	BLR

Project Name: 25E1382 **Lab Number:** L2532656

Project Number: 25E1382 **Report Date:** 06/04/25

SAMPLE RESULTS

Lab ID: L2532656-11 Date Collected: 05/15/25 13:00

Client ID: 25E1382-24 Date Received: 05/23/25

Sample Location: Not Specified Field Prep: Refer to COC

Sample Depth:

Matrix: Water

Parameter	Result	Qualifier	Units	RL	MDL	Dilution Factor	Date Prepared	Date Analyzed	Prep Method	Analytical Method	Analyst
MCP Dissolved Metals - Mansfield Lab											
Antimony, Dissolved	ND		mg/l	0.0040	--	1	05/30/25 10:08	06/04/25 13:58	EPA 3005A	97,6020B	BLR
Arsenic, Dissolved	0.0271		mg/l	0.0005	--	1	05/30/25 10:08	06/04/25 13:58	EPA 3005A	97,6020B	BLR
Barium, Dissolved	0.0799		mg/l	0.0005	--	1	05/30/25 10:08	06/04/25 13:58	EPA 3005A	97,6020B	BLR
Beryllium, Dissolved	ND		mg/l	0.0005	--	1	05/30/25 10:08	06/04/25 13:58	EPA 3005A	97,6020B	BLR
Cadmium, Dissolved	ND		mg/l	0.0005	--	1	05/30/25 10:08	06/04/25 13:58	EPA 3005A	97,6020B	BLR
Chromium, Dissolved	ND		mg/l	0.0010	--	1	05/30/25 10:08	06/04/25 13:58	EPA 3005A	97,6020B	BLR
Lead, Dissolved	ND		mg/l	0.0010	--	1	05/30/25 10:08	06/04/25 13:58	EPA 3005A	97,6020B	BLR
Mercury, Dissolved	ND		mg/l	0.0002	--	1	05/30/25 10:40	06/02/25 13:54	EPA 7470A	97,7470A	JWN
Nickel, Dissolved	0.0043		mg/l	0.0020	--	1	05/30/25 10:08	06/04/25 13:58	EPA 3005A	97,6020B	BLR
Selenium, Dissolved	ND		mg/l	0.005	--	1	05/30/25 10:08	06/04/25 13:58	EPA 3005A	97,6020B	BLR
Silver, Dissolved	ND		mg/l	0.0005	--	1	05/30/25 10:08	06/04/25 13:58	EPA 3005A	97,6020B	BLR
Thallium, Dissolved	ND		mg/l	0.0020	--	1	05/30/25 10:08	06/04/25 13:58	EPA 3005A	97,6020B	BLR
Vanadium, Dissolved	ND		mg/l	0.0050	--	1	05/30/25 10:08	06/04/25 13:58	EPA 3005A	97,6020B	BLR
Zinc, Dissolved	0.0167		mg/l	0.0100	--	1	05/30/25 10:08	06/04/25 13:58	EPA 3005A	97,6020B	BLR

Project Name: 25E1382 **Lab Number:** L2532656

Project Number: 25E1382 **Report Date:** 06/04/25

SAMPLE RESULTS

Lab ID: L2532656-12 Date Collected: 05/15/25 11:15

Client ID: 25E1382-25 Date Received: 05/23/25

Sample Location: Not Specified Field Prep: Refer to COC

Sample Depth:

Matrix: Water

Parameter	Result	Qualifier	Units	RL	MDL	Dilution Factor	Date Prepared	Date Analyzed	Prep Method	Analytical Method	Analyst
MCP Dissolved Metals - Mansfield Lab											
Antimony, Dissolved	ND		mg/l	0.0040	--	1	05/30/25 10:08	06/04/25 14:02	EPA 3005A	97,6020B	BLR
Arsenic, Dissolved	ND		mg/l	0.0005	--	1	05/30/25 10:08	06/04/25 14:02	EPA 3005A	97,6020B	BLR
Barium, Dissolved	0.0757		mg/l	0.0005	--	1	05/30/25 10:08	06/04/25 14:02	EPA 3005A	97,6020B	BLR
Beryllium, Dissolved	ND		mg/l	0.0005	--	1	05/30/25 10:08	06/04/25 14:02	EPA 3005A	97,6020B	BLR
Cadmium, Dissolved	0.0020		mg/l	0.0005	--	1	05/30/25 10:08	06/04/25 14:02	EPA 3005A	97,6020B	BLR
Chromium, Dissolved	ND		mg/l	0.0010	--	1	05/30/25 10:08	06/04/25 14:02	EPA 3005A	97,6020B	BLR
Lead, Dissolved	0.0020		mg/l	0.0010	--	1	05/30/25 10:08	06/04/25 14:02	EPA 3005A	97,6020B	BLR
Mercury, Dissolved	ND		mg/l	0.0002	--	1	05/30/25 10:40	06/02/25 14:04	EPA 7470A	97,7470A	JWN
Nickel, Dissolved	0.0324		mg/l	0.0020	--	1	05/30/25 10:08	06/04/25 14:02	EPA 3005A	97,6020B	BLR
Selenium, Dissolved	ND		mg/l	0.005	--	1	05/30/25 10:08	06/04/25 14:02	EPA 3005A	97,6020B	BLR
Silver, Dissolved	ND		mg/l	0.0005	--	1	05/30/25 10:08	06/04/25 14:02	EPA 3005A	97,6020B	BLR
Thallium, Dissolved	ND		mg/l	0.0020	--	1	05/30/25 10:08	06/04/25 14:02	EPA 3005A	97,6020B	BLR
Vanadium, Dissolved	ND		mg/l	0.0050	--	1	05/30/25 10:08	06/04/25 14:02	EPA 3005A	97,6020B	BLR
Zinc, Dissolved	1.374		mg/l	0.0100	--	1	05/30/25 10:08	06/04/25 14:02	EPA 3005A	97,6020B	BLR

Project Name: 25E1382 **Lab Number:** L2532656

Project Number: 25E1382 **Report Date:** 06/04/25

SAMPLE RESULTS

Lab ID: L2532656-13 Date Collected: 05/15/25 12:40

Client ID: 25E1382-26 Date Received: 05/23/25

Sample Location: Not Specified Field Prep: Refer to COC

Sample Depth:

Matrix: Water

Parameter	Result	Qualifier	Units	RL	MDL	Dilution Factor	Date Prepared	Date Analyzed	Prep Method	Analytical Method	Analyst
MCP Dissolved Metals - Mansfield Lab											
Antimony, Dissolved	ND		mg/l	0.0040	--	1	05/30/25 10:08	06/04/25 14:06	EPA 3005A	97,6020B	BLR
Arsenic, Dissolved	ND		mg/l	0.0005	--	1	05/30/25 10:08	06/04/25 14:06	EPA 3005A	97,6020B	BLR
Barium, Dissolved	0.0836		mg/l	0.0005	--	1	05/30/25 10:08	06/04/25 14:06	EPA 3005A	97,6020B	BLR
Beryllium, Dissolved	ND		mg/l	0.0005	--	1	05/30/25 10:08	06/04/25 14:06	EPA 3005A	97,6020B	BLR
Cadmium, Dissolved	ND		mg/l	0.0005	--	1	05/30/25 10:08	06/04/25 14:06	EPA 3005A	97,6020B	BLR
Chromium, Dissolved	ND		mg/l	0.0010	--	1	05/30/25 10:08	06/04/25 14:06	EPA 3005A	97,6020B	BLR
Lead, Dissolved	ND		mg/l	0.0010	--	1	05/30/25 10:08	06/04/25 14:06	EPA 3005A	97,6020B	BLR
Mercury, Dissolved	ND		mg/l	0.0002	--	1	05/30/25 10:40	06/02/25 14:07	EPA 7470A	97,7470A	JWN
Nickel, Dissolved	0.0042		mg/l	0.0020	--	1	05/30/25 10:08	06/04/25 14:06	EPA 3005A	97,6020B	BLR
Selenium, Dissolved	ND		mg/l	0.005	--	1	05/30/25 10:08	06/04/25 14:06	EPA 3005A	97,6020B	BLR
Silver, Dissolved	ND		mg/l	0.0005	--	1	05/30/25 10:08	06/04/25 14:06	EPA 3005A	97,6020B	BLR
Thallium, Dissolved	ND		mg/l	0.0020	--	1	05/30/25 10:08	06/04/25 14:06	EPA 3005A	97,6020B	BLR
Vanadium, Dissolved	ND		mg/l	0.0050	--	1	05/30/25 10:08	06/04/25 14:06	EPA 3005A	97,6020B	BLR
Zinc, Dissolved	ND		mg/l	0.0100	--	1	05/30/25 10:08	06/04/25 14:06	EPA 3005A	97,6020B	BLR

Project Name: 25E1382 **Lab Number:** L2532656

Project Number: 25E1382 **Report Date:** 06/04/25

Method Blank Analysis
Batch Quality Control

Parameter	Result	Qualifier	Units	RL	MDL	Dilution Factor	Date Prepared	Date Analyzed	Analytical Method	Analyst
MCP Dissolved Metals - Mansfield Lab for sample(s): 01-13 Batch: WG2073045-1										
Antimony, Dissolved	ND		mg/l	0.0040	--	1	05/30/25 10:08	06/03/25 12:17	97,6020B	BLR
Arsenic, Dissolved	ND		mg/l	0.0005	--	1	05/30/25 10:08	06/03/25 12:17	97,6020B	BLR
Barium, Dissolved	ND		mg/l	0.0005	--	1	05/30/25 10:08	06/03/25 12:17	97,6020B	BLR
Beryllium, Dissolved	ND		mg/l	0.0005	--	1	05/30/25 10:08	06/03/25 12:17	97,6020B	BLR
Cadmium, Dissolved	ND		mg/l	0.0005	--	1	05/30/25 10:08	06/03/25 12:17	97,6020B	BLR
Chromium, Dissolved	ND		mg/l	0.0010	--	1	05/30/25 10:08	06/03/25 12:17	97,6020B	BLR
Lead, Dissolved	ND		mg/l	0.0010	--	1	05/30/25 10:08	06/03/25 12:17	97,6020B	BLR
Nickel, Dissolved	ND		mg/l	0.0020	--	1	05/30/25 10:08	06/03/25 12:17	97,6020B	BLR
Selenium, Dissolved	ND		mg/l	0.005	--	1	05/30/25 10:08	06/03/25 12:17	97,6020B	BLR
Silver, Dissolved	ND		mg/l	0.0005	--	1	05/30/25 10:08	06/03/25 12:17	97,6020B	BLR
Thallium, Dissolved	ND		mg/l	0.0020	--	1	05/30/25 10:08	06/03/25 12:17	97,6020B	BLR
Vanadium, Dissolved	ND		mg/l	0.0050	--	1	05/30/25 10:08	06/03/25 12:17	97,6020B	BLR
Zinc, Dissolved	ND		mg/l	0.0100	--	1	05/30/25 10:08	06/03/25 12:17	97,6020B	BLR

Prep Information

Digestion Method: EPA 3005A

Parameter	Result	Qualifier	Units	RL	MDL	Dilution Factor	Date Prepared	Date Analyzed	Analytical Method	Analyst
MCP Dissolved Metals - Mansfield Lab for sample(s): 01-13 Batch: WG2073047-1										
Mercury, Dissolved	ND		mg/l	0.0002	--	1	05/30/25 10:40	06/02/25 13:04	97,7470A	JWN

Prep Information

Digestion Method: EPA 7470A

Lab Control Sample Analysis
Batch Quality Control

Project Name: 25E1382
Project Number: 25E1382
Lab Number: L2532656
Report Date: 06/04/25

Parameter	LCS %Recovery	Qual	LCSD %Recovery	Qual	%Recovery Limits	RPD	Qual	RPD Limits
MCP Dissolved Metals - Mansfield Lab Associated sample(s): 01-13 Batch: WG2073045-2 WG2073045-3								
Antimony, Dissolved	91		94		80-120	3		20
Arsenic, Dissolved	100		106		80-120	6		20
Barium, Dissolved	106		112		80-120	6		20
Beryllium, Dissolved	97		104		80-120	7		20
Cadmium, Dissolved	104		112		80-120	7		20
Chromium, Dissolved	100		107		80-120	7		20
Lead, Dissolved	99		98		80-120	1		20
Nickel, Dissolved	101		108		80-120	7		20
Selenium, Dissolved	102		106		80-120	4		20
Silver, Dissolved	105		112		80-120	6		20
Thallium, Dissolved	103		103		80-120	0		20
Vanadium, Dissolved	102		106		80-120	4		20
Zinc, Dissolved	105		109		80-120	4		20
MCP Dissolved Metals - Mansfield Lab Associated sample(s): 01-13 Batch: WG2073047-2 WG2073047-3								
Mercury, Dissolved	99		98		80-120	1		20

Project Name: 25E1382
Project Number: 25E1382

Lab Number: L2532656
Report Date: 06/04/25

Sample Receipt and Container Information

Were project specific reporting limits specified? YES

Cooler Information

Cooler	Custody Seal
A	Absent

Container Information

Container ID	Container Type	Cooler	Initial pH	Final pH	Temp deg C	Pres	Seal	Frozen Date/Time	Analysis(*)
L2532656-01A	Plastic 250ml HNO3 preserved	A	<2	<2	5.8	Y	Absent		MCP-BE-6020S-10(180),MCP-PB-6020S-10(180),MCP-7470S-10(28),MCP-SB-6020S-10(180),MCP-TL-6020S-10(180),MCP-SE-6020S-10(180),MCP-CD-6020S-10(180),MCP-BA-6020S-10(180),MCP-AS-6020S-10(180),MCP-NI-6020S-10(180),MCP-AG-6020S-10(180),MCP-V-6020S-10(180),MCP-ZN-6020S-10(180),MCP-CR-6020S-10(180)
L2532656-02A	Plastic 250ml HNO3 preserved	A	<2	<2	5.8	Y	Absent		MCP-BE-6020S-10(180),MCP-PB-6020S-10(180),MCP-SB-6020S-10(180),MCP-7470S-10(28),MCP-TL-6020S-10(180),MCP-BA-6020S-10(180),MCP-SE-6020S-10(180),MCP-CD-6020S-10(180),MCP-AS-6020S-10(180),MCP-NI-6020S-10(180),MCP-ZN-6020S-10(180),MCP-AG-6020S-10(180),MCP-V-6020S-10(180),MCP-CR-6020S-10(180)
L2532656-03A	Plastic 250ml HNO3 preserved	A	<2	<2	5.8	Y	Absent		MCP-PB-6020S-10(180),MCP-BE-6020S-10(180),MCP-7470S-10(28),MCP-SB-6020S-10(180),MCP-TL-6020S-10(180),MCP-SE-6020S-10(180),MCP-BA-6020S-10(180),MCP-CD-6020S-10(180),MCP-NI-6020S-10(180),MCP-AS-6020S-10(180),MCP-V-6020S-10(180),MCP-AG-6020S-10(180),MCP-ZN-6020S-10(180),MCP-CR-6020S-10(180)
L2532656-04A	Plastic 250ml HNO3 preserved	A	<2	<2	5.8	Y	Absent		MCP-BE-6020S-10(180),MCP-PB-6020S-10(180),MCP-7470S-10(28),MCP-SB-6020S-10(180),MCP-TL-6020S-10(180),MCP-BA-6020S-10(180),MCP-SE-6020S-10(180),MCP-CD-6020S-10(180),MCP-AS-6020S-10(180),MCP-NI-6020S-10(180),MCP-AG-6020S-10(180),MCP-V-6020S-10(180),MCP-ZN-6020S-10(180),MCP-CR-6020S-10(180)

*Values in parentheses indicate holding time in days

Project Name: 25E1382
Project Number: 25E1382

Lab Number: L2532656
Report Date: 06/04/25

Container Information

Container ID	Container Type	Cooler	Initial pH	Final pH	Temp deg C	Pres	Seal	Frozen Date/Time	Analysis(*)
L2532656-05A	Plastic 250ml HNO3 preserved	A	<2	<2	5.8	Y	Absent		MCP-BE-6020S-10(180),MCP-PB-6020S-10(180),MCP-7470S-10(28),MCP-SB-6020S-10(180),MCP-TL-6020S-10(180),MCP-BA-6020S-10(180),MCP-CD-6020S-10(180),MCP-SE-6020S-10(180),MCP-AS-6020S-10(180),MCP-NI-6020S-10(180),MCP-ZN-6020S-10(180),MCP-AG-6020S-10(180),MCP-V-6020S-10(180),MCP-CR-6020S-10(180)
L2532656-06A	Plastic 250ml HNO3 preserved	A	<2	<2	5.8	Y	Absent		MCP-BE-6020S-10(180),MCP-PB-6020S-10(180),MCP-7470S-10(28),MCP-SB-6020S-10(180),MCP-TL-6020S-10(180),MCP-BA-6020S-10(180),MCP-SE-6020S-10(180),MCP-CD-6020S-10(180),MCP-NI-6020S-10(180),MCP-AS-6020S-10(180),MCP-V-6020S-10(180),MCP-AG-6020S-10(180),MCP-ZN-6020S-10(180),MCP-CR-6020S-10(180)
L2532656-07A	Plastic 250ml HNO3 preserved	A	<2	<2	5.8	Y	Absent		MCP-BE-6020S-10(180),MCP-PB-6020S-10(180),MCP-7470S-10(28),MCP-SB-6020S-10(180),MCP-TL-6020S-10(180),MCP-BA-6020S-10(180),MCP-CD-6020S-10(180),MCP-SE-6020S-10(180),MCP-AS-6020S-10(180),MCP-NI-6020S-10(180),MCP-V-6020S-10(180),MCP-AG-6020S-10(180),MCP-ZN-6020S-10(180),MCP-CR-6020S-10(180)
L2532656-08A	Plastic 250ml HNO3 preserved	A	<2	<2	5.8	Y	Absent		MCP-BE-6020S-10(180),MCP-PB-6020S-10(180),MCP-SB-6020S-10(180),MCP-7470S-10(28),MCP-TL-6020S-10(180),MCP-CD-6020S-10(180),MCP-SE-6020S-10(180),MCP-BA-6020S-10(180),MCP-NI-6020S-10(180),MCP-AS-6020S-10(180),MCP-V-6020S-10(180),MCP-ZN-6020S-10(180),MCP-AG-6020S-10(180),MCP-CR-6020S-10(180)
L2532656-09A	Plastic 250ml HNO3 preserved	A	<2	<2	5.8	Y	Absent		MCP-PB-6020S-10(180),MCP-BE-6020S-10(180),MCP-SB-6020S-10(180),MCP-7470S-10(28),MCP-TL-6020S-10(180),MCP-CD-6020S-10(180),MCP-BA-6020S-10(180),MCP-SE-6020S-10(180),MCP-AS-6020S-10(180),MCP-NI-6020S-10(180),MCP-ZN-6020S-10(180),MCP-AG-6020S-10(180),MCP-V-6020S-10(180),MCP-CR-6020S-10(180)

*Values in parentheses indicate holding time in days

Project Name: 25E1382
Project Number: 25E1382

Lab Number: L2532656
Report Date: 06/04/25

Container Information

Container ID	Container Type	Cooler	Initial pH	Final pH	Temp deg C	Pres	Seal	Frozen Date/Time	Analysis(*)
L2532656-10A	Plastic 250ml HNO3 preserved	A	<2	<2	5.8	Y	Absent		MCP-BE-6020S-10(180),MCP-PB-6020S-10(180),MCP-7470S-10(28),MCP-SB-6020S-10(180),MCP-TL-6020S-10(180),MCP-SE-6020S-10(180),MCP-BA-6020S-10(180),MCP-CD-6020S-10(180),MCP-AS-6020S-10(180),MCP-NI-6020S-10(180),MCP-AG-6020S-10(180),MCP-V-6020S-10(180),MCP-ZN-6020S-10(180),MCP-CR-6020S-10(180)
L2532656-11A	Plastic 250ml HNO3 preserved	A	<2	<2	5.8	Y	Absent		MCP-BE-6020S-10(180),MCP-PB-6020S-10(180),MCP-SB-6020S-10(180),MCP-7470S-10(28),MCP-TL-6020S-10(180),MCP-SE-6020S-10(180),MCP-CD-6020S-10(180),MCP-BA-6020S-10(180),MCP-AS-6020S-10(180),MCP-NI-6020S-10(180),MCP-V-6020S-10(180),MCP-AG-6020S-10(180),MCP-ZN-6020S-10(180),MCP-CR-6020S-10(180)
L2532656-12A	Plastic 250ml HNO3 preserved	A	<2	<2	5.8	Y	Absent		MCP-PB-6020S-10(180),MCP-BE-6020S-10(180),MCP-7470S-10(28),MCP-SB-6020S-10(180),MCP-TL-6020S-10(180),MCP-BA-6020S-10(180),MCP-SE-6020S-10(180),MCP-CD-6020S-10(180),MCP-NI-6020S-10(180),MCP-AS-6020S-10(180),MCP-AG-6020S-10(180),MCP-ZN-6020S-10(180),MCP-V-6020S-10(180),MCP-CR-6020S-10(180)
L2532656-13A	Plastic 250ml HNO3 preserved	A	<2	<2	5.8	Y	Absent		MCP-BE-6020S-10(180),MCP-PB-6020S-10(180),MCP-SB-6020S-10(180),MCP-7470S-10(28),MCP-TL-6020S-10(180),MCP-CD-6020S-10(180),MCP-BA-6020S-10(180),MCP-SE-6020S-10(180),MCP-NI-6020S-10(180),MCP-AS-6020S-10(180),MCP-V-6020S-10(180),MCP-AG-6020S-10(180),MCP-ZN-6020S-10(180),MCP-CR-6020S-10(180)

*Values in parentheses indicate holding time in days

Project Name:	25E1382	**Lab Number:**	L2532656
Project Number:	25E1382	**Report Date:**	06/04/25

GLOSSARY

Acronyms

DL	- Detection Limit: This value represents the level to which target analyte concentrations are reported as estimated values, when those target analyte concentrations are quantified below the limit of quantitation (LOQ). The DL includes any adjustments from dilutions, concentrations or moisture content, where applicable. (DoD report formats only.)
EDL	- Estimated Detection Limit: This value represents the level to which target analyte concentrations are reported as estimated values, when those target analyte concentrations are quantified below the reporting limit (RL). The EDL includes any adjustments from dilutions, concentrations or moisture content, where applicable. The use of EDLs is specific to the analysis of PAHs using Solid-Phase Microextraction (SPME).
EMPC	- Estimated Maximum Possible Concentration: The concentration that results from the signal present at the retention time of an analyte when the ions meet all of the identification criteria except the ion abundance ratio criteria. An EMPC is a worst-case estimate of the concentration.
EPA	- Environmental Protection Agency.
LCS	- Laboratory Control Sample: A sample matrix, free from the analytes of interest, spiked with verified known amounts of analytes or a material containing known and verified amounts of analytes.
LCSD	- Laboratory Control Sample Duplicate: Refer to LCS.
LFB	- Laboratory Fortified Blank: A sample matrix, free from the analytes of interest, spiked with verified known amounts of analytes or a material containing known and verified amounts of analytes.
LOD	- Limit of Detection: This value represents the level to which a target analyte can reliably be detected for a specific analyte in a specific matrix by a specific method. The LOD includes any adjustments from dilutions, concentrations or moisture content, where applicable. (DoD report formats only.)
LOQ	- Limit of Quantitation: The value at which an instrument can accurately measure an analyte at a specific concentration. The LOQ includes any adjustments from dilutions, concentrations or moisture content, where applicable. (DoD report formats only.) Limit of Quantitation: The value at which an instrument can accurately measure an analyte at a specific concentration. The LOQ includes any adjustments from dilutions, concentrations or moisture content, where applicable. (DoD report formats only.)
MDL	- Method Detection Limit: This value represents the level to which target analyte concentrations are reported as estimated values, when those target analyte concentrations are quantified below the reporting limit (RL). The MDL includes any adjustments from dilutions, concentrations or moisture content, where applicable.
MS	- Matrix Spike Sample: A sample prepared by adding a known mass of target analyte to a specified amount of matrix sample for which an independent estimate of target analyte concentration is available. For Method 332.0, the spike recovery is calculated using the native concentration, including estimated values.
MSD	- Matrix Spike Sample Duplicate: Refer to MS.
NA	- Not Applicable.
NC	- Not Calculated: Term is utilized when one or more of the results utilized in the calculation are non-detect at the parameter's reporting unit.
NDPA/DPA	- N-Nitrosodiphenylamine/Diphenylamine.
NI	- Not Ignitable.
NP	- Non-Plastic: Term is utilized for the analysis of Atterberg Limits in soil.
NR	- No Results: Term is utilized when 'No Target Compounds Requested' is reported for the analysis of Volatile or Semivolatile Organic TIC only requests.
RL	- Reporting Limit: The value at which an instrument can accurately measure an analyte at a specific concentration. The RL includes any adjustments from dilutions, concentrations or moisture content, where applicable.
RPD	- Relative Percent Difference: The results from matrix and/or matrix spike duplicates are primarily designed to assess the precision of analytical results in a given matrix and are expressed as relative percent difference (RPD). Values which are less than five times the reporting limit for any individual parameter are evaluated by utilizing the absolute difference between the values; although the RPD value will be provided in the report.
SRM	- Standard Reference Material: A reference sample of a known or certified value that is of the same or similar matrix as the associated field samples.
STLP	- Semi-dynamic Tank Leaching Procedure per EPA Method 1315.
TEF	- Toxic Equivalency Factors: The values assigned to each dioxin and furan to evaluate their toxicity relative to 2,3,7,8-TCDD.
TEQ	- Toxic Equivalent: The measure of a sample's toxicity derived by multiplying each dioxin and furan by its corresponding TEF and then summing the resulting values.
TIC	- Tentatively Identified Compound: A compound that has been identified to be present and is not part of the target compound list (TCL) for the method and/or program. All TICs are qualitatively identified and reported as estimated concentrations.

Report Format: Data Usability Report

Project Name:	25E1382	**Lab Number:**	L2532656
Project Number:	25E1382	**Report Date:**	06/04/25

Footnotes

1 - The reference for this analyte should be considered modified since this analyte is absent from the target analyte list of the original method.

Terms

Analytical Method: Both the document from which the method originates and the analytical reference method. (Example: EPA 8260B is shown as 1,8260B.) The codes for the reference method documents are provided in the References section of the Addendum.

Chlordane: The target compound Chlordane (CAS No. 57-74-9) is reported for GC ECD analyses. Per EPA,this compound "refers to a mixture of chlordane isomers, other chlorinated hydrocarbons and numerous other components." (Reference: USEPA Toxicological Review of Chlordane, In Support of Summary Information on the Integrated Risk Information System (IRIS), December 1997.)

Difference: With respect to Total Oxidizable Precursor (TOP) Assay analysis, the difference is defined as the Post-Treatment value minus the Pre-Treatment value.

Final pH: As it pertains to Sample Receipt & Container Information section of the report, Final pH reflects pH of container determined after adjustment at the laboratory, if applicable. If no adjustment required, value reflects Initial pH.

Frozen Date/Time: With respect to Volatile Organics in soil, Frozen Date/Time reflects the date/time at which associated Reagent Water-preserved vials were initially frozen. Note: If frozen date/time is beyond 48 hours from sample collection, value will be reflected in 'bold'.

Gasoline Range Organics (GRO): Gasoline Range Organics (GRO) results include all chromatographic peaks eluting from Methyl tert butyl ether through Naphthalene, with the exception of GRO analysis in support of State of Ohio programs, which includes all chromatographic peaks eluting from Hexane through Dodecane.

Initial pH: As it pertains to Sample Receipt & Container Information section of the report, Initial pH reflects pH of container determined upon receipt, if applicable.

PAH Total: With respect to Alkylated PAH analyses, the 'PAHs, Total' result is defined as the summation of results for all or a subset of the following compounds: Naphthalene, C1-C4 Naphthalenes, 2-Methylnaphthalene, 1-Methylnaphthalene, Biphenyl, Acenaphthylene, Acenaphthene, Fluorene, C1-C3 Fluorenes, Phenanthrene, C1-C4 Phenanthrenes/Anthracenes, Anthracene, Fluoranthene, Pyrene, C1-C4 Fluoranthenes/Pyrenes, Benz(a)anthracene, Chrysene, C1-C4 Chrysenes, Benzo(b)fluoranthene, Benzo(j)+(k)fluoranthene, Benzo(e)pyrene, Benzo(a)pyrene, Perylene, Indeno(1,2,3-cd)pyrene, Dibenz(ah)+(ac)anthracene, Benzo(g,h,i)perylene. If a 'Total' result is requested, the results of its individual components will also be reported.

PFAS Total: With respect to PFAS analyses, the 'PFAS, Total (5)' result is defined as the summation of results for: PFHpA, PFHxS, PFOA, PFNA and PFOS. In addition, the 'PFAS, Total (6)' result is defined as the summation of results for: PFHpA, PFHxS, PFOA, PFNA, PFDA and PFOS. For MassDEP DW compliance analysis only, the 'PFAS, Total (6)' result is defined as the summation of results at or above the RL. Note: If a 'Total' result is requested, the results of its individual components will also be reported.

Total: With respect to Organic analyses, a 'Total' result is defined as the summation of results for individual isomers or Aroclors. If a 'Total' result is requested, the results of its individual components will also be reported. This is applicable to 'Total' results for methods 8260, 8081 and 8082.

Data Qualifiers

A - Spectra identified as "Aldol Condensates" are byproducts of the extraction/concentration procedures when acetone is introduced in the process.

B - The analyte was detected above the reporting limit in the associated method blank. Flag only applies to associated field samples that have detectable concentrations of the analyte at less than ten times (10x) the concentration found in the blank. For MCP-related projects, flag only applies to associated field samples that have detectable concentrations of the analyte at less than ten times (10x) the concentration found in the blank. For DOD-related projects, flag only applies to associated field samples that have detectable concentrations of the analyte at less than ten times (10x) the concentration found in the blank AND the analyte was detected above one-half the reporting limit (or above the reporting limit for common lab contaminants) in the associated method blank. For NJ-Air-related projects, flag only applies to associated field samples that have detectable concentrations of the analyte above the reporting limit. For NJ-related projects (excluding Air), flag only applies to associated field samples that have detectable concentrations of the analyte, which was detected above the reporting limit in the associated method blank or above five times the reporting limit for common lab contaminants (Phthalates, Acetone, Methylene Chloride, 2-Butanone).

C - Co-elution: The target analyte co-elutes with a known lab standard (i.e. surrogate, internal standards, etc.) for co-extracted analyses.

D - Concentration of analyte was quantified from diluted analysis. Flag only applies to field samples that have detectable concentrations of the analyte.

E - Concentration of analyte exceeds the range of the calibration curve and/or linear range of the instrument.

F - The ratio of quantifier ion response to qualifier ion response falls outside of the laboratory criteria. Results are considered to be an estimated maximum concentration.

G - The concentration may be biased high due to matrix interferences (i.e, co-elution) with non-target compound(s). The result should be considered estimated.

H - The analysis of pH was performed beyond the regulatory-required holding time of 15 minutes from the time of sample collection.

I - The lower value for the two columns has been reported due to obvious interference.

J - Estimated value. This represents an estimated concentration for Tentatively Identified Compounds (TICs).

M - Reporting Limit (RL) exceeds the MCP CAM Reporting Limit for this analyte.

Report Format: Data Usability Report

Project Name:	25E1382	**Lab Number:**	L2532656
Project Number:	25E1382	**Report Date:**	06/04/25

Data Qualifiers

ND - Not detected at the reporting limit (RL) for the sample.

NJ - Presumptive evidence of compound. This represents an estimated concentration for Tentatively Identified Compounds (TICs), where the identification is based on a mass spectral library search.

P - The RPD between the results for the two columns exceeds the method-specified criteria.

Q - The quality control sample exceeds the associated acceptance criteria. For DOD-related projects, LCS and/or Continuing Calibration Standard exceedences are also qualified on all associated sample results. Note: This flag is not applicable for matrix spike recoveries when the sample concentration is greater than 4x the spike added or for batch duplicate RPD when the sample concentrations are less than 5x the RL. (Metals only.)

R - Analytical results are from sample re-analysis.

RE - Analytical results are from sample re-extraction.

S - Analytical results are from modified screening analysis.

V - The surrogate associated with this target analyte has a recovery outside the QC acceptance limits. (Applicable to MassDEP DW Compliance samples only.)

Z - The batch matrix spike and/or duplicate associated with this target analyte has a recovery/RPD outside the QC acceptance limits. (Applicable to MassDEP DW Compliance samples only.)

Project Name: 25E1382 **Lab Number:** L2532656

Project Number: 25E1382 **Report Date:** 06/04/25

REFERENCES

97 EPA Test Methods (SW-846) with QC Requirements & Performance Standards for the Analysis of EPA SW-846 Methods under the Massachusetts Contingency Plan, WSCCAM-IIA, IIB, IIIA, IIIB, IIIC, IIID, VA, VB, VC, VIA, VIB, VIIIA and VIIIB, July 2010; WSC-CAM-IIIA and IIID, January 2024; WSC-CAM-IIIB and VA, February 2024; WSC-CAM-VB and VC, April 2024; and WSC-CAM-VIA, VIB, IXA, and IXB, October 2024.

LIMITATION OF LIABILITIES

Pace Analytical Services performs services with reasonable care and diligence normal to the analytical testing laboratory industry. In the event of an error, the sole and exclusive responsibility of Pace Analytical Services shall be to re-perform the work at it's own expense. In no event shall Pace Analytical Services be held liable for any incidental, consequential or special damages, including but not limited to, damages in any way connected with the use of, interpretation of, information or analysis provided by Pace Analytical Services.

We strongly urge our clients to comply with EPA protocol regarding sample volume, preservation, cooling, containers, sampling procedures, holding time and splitting of samples in the field.

Certification Information

The following analytes are not included in our Primary NELAP Scope of Accreditation:

Westborough Facility – 8 Walkup Dr. Westborough, MA 01581
EPA 624.1: m/p-xylene, o-xylene, Naphthalene
EPA 625.1: alpha-Terpineol
EPA 8260D: NPW: 1,2,4,5-Tetramethylbenzene; 4-Ethyltoluene; SCM: Iodomethane (methyl iodide), 1,2,4,5-Tetramethylbenzene; 4-Ethyltoluene.
EPA 8270E: NPW: Dimethylnaphthalene,1,4-Diphenylhydrazine, alpha-Terpineol, Azobenzene; SCM: Dimethylnaphthalene,1,4-Diphenylhydrazine.
SM4500: NPW: Amenable Cyanide; SCM: Total Phosphorus, TKN, NO2, NO3.

Mansfield Facility – 320 Forbes Blvd. Mansfield, MA 02048
SM 2540D: TSS.
EPA TO-15: Halothane, 2,4,4-Trimethyl-2-pentene, 2,4,4-Trimethyl-1-pentene, Thiophene, 2-Methylthiophene, 3-Methylthiophene, 2-Ethylthiophene, 1,2,3-Trimethylbenzene, Indan, Indene, 1,2,4,5-Tetramethylbenzene, Benzothiophene, 1-Methylnaphthalene.
MADEP-APH.
Nonpotable Water: EPA RSK-175 Dissolved Gases
Biological Tissue Matrix: EPA 3050B

Mansfield Facility – 120 Forbes Blvd. Mansfield, MA 02048
EPA TO-15: Halothane, 2,4,4-Trimethyl-2-pentene, 2,4,4-Trimethyl-1-pentene, Thiophene, 2-Methylthiophene, 3-Methylthiophene, 2-Ethylthiophene, 1,2,3-Trimethylbenzene, Indan, Indene, 1,2,4,5-Tetramethylbenzene, Benzothiophene, 1-Methylnaphthalene.
Nonpotable Water: EPA RSK-175 Dissolved Gases

The following test method is not included in our New Jersey Secondary NELAP Scope of Accreditation:

Mansfield Facility – 320 Forbes Blvd. Mansfield, MA 02048
Determination of Selected Perfluorinated Alkyl Substances by Solid Phase Extraction and Liquid Chromatography/Tandem Mass Spectrometry Isotope Dilution (via Alpha SOP 23528)

The following analytes are included in our Massachusetts DEP Scope of Accreditation

Westborough Facility – 8 Walkup Dr. Westborough, MA 01581

Drinking Water
EPA 300.0: Chloride, Nitrate-N, Fluoride, Sulfate; **EPA 353.2**: Nitrate-N, Nitrite-N; **SM4500NO3-F**: Nitrate-N, Nitrite-N; **SM4500F-C, SM4500CN-CE, EPA 180.1, SM2130B, SM4500Cl-D, SM2320B, SM2540C, SM4500H-B, SM4500NO2-B**
EPA 524.2: THMs and VOCs; **EPA 504.1:** EDB, DBCP.
Microbiology: **SM9215B; SM9223-P/A, SM9223B-Colilert-QT,SM9222D**.

Non-Potable Water
SM4500H,B, EPA 120.1, SM2510B, SM2540C, SM2320B, SM4500CL-E, SM4500F-BC, SM4500NH3-BH: Ammonia-N and Kjeldahl-N, **EPA 350.1**: Ammonia-N, **LACHAT 10-107-06-1-B**: Ammonia-N, **EPA 351.1, SM4500NO3-F, EPA 353.2**: Nitrate-N**, SM4500P-E, SM4500P-B, E, SM4500SO4-E, SM5220D, EPA 410.4, SM5210B, SM5310C, SM4500CL-D, EPA 1664, EPA 420.1, SM4500-CN-CE, SM2540D, EPA 300: Chloride, Sulfate, Nitrate.**
EPA 624.1: Volatile Halocarbons & Aromatics,
EPA 608.3: Chlordane, Toxaphene, Aldrin, alpha-BHC, beta-BHC, gamma-BHC, delta-BHC, Dieldrin, DDD, DDE, DDT, Endosulfan I, Endosulfan II, Endosulfan sulfate, Endrin, Endrin Aldehyde, Heptachlor, Heptachlor Epoxide, PCBs
EPA 625.1: SVOC (Acid/Base/Neutral Extractables).
Microbiology: **SM9223B-Colilert-QT; Enterolert-QT, EPA 1600, EPA 1603, SM9222D.**

Mansfield Facility – 320 Forbes Blvd. Mansfield, MA 02048

Drinking Water
EPA 200.7: Al, Ba, Cd, Cr, Cu, Fe, Mn, Ni, Na, Ag, Ca, Zn. **EPA 200.8:** Al, Sb, As, Ba, Be, Cd, Cr, Cu, Pb, Mn, Ni, Se, Ag, TL, Zn. **EPA 245.1** Hg.
EPA 522, EPA 537.1.

Non-Potable Water
EPA 200.7: Al, Sb, As, Be, Cd, Ca, Cr, Co, Cu, Fe, Pb, Mg, Mn, Mo, Ni, K, Se, Ag, Na, Sr, TL, Ti, V, Zn.
EPA 200.8: Al, Sb**,** As, Be, Cd, Cr, Cu, Fe, Pb, Mn, Ni, K, Se, Ag, Na, TL, Zn.
EPA 245.1 Hg.
SM2340B

Certification IDs:

Westborough Facility – 8 Walkup Dr. Westborough, MA 01581
CT PH-0826, IL 200077, IN C-MA-03, KY JY98045, ME MA00086, MD 348, MA M-MA086, NH 2064, NJ MA935, NY 11148, NC (DW) 25700, NC (NPW/SCM) 666, OR MA-1316, PA 68-03671, RI LAO00065, TX T104704476, VT VT-0935, VA 460195

Mansfield Facility – 320 Forbes Blvd. Mansfield, MA 02048
CT PH-0825, ANAB/DoD L2474, IL 200081, IN C-MA-04, KY KY98046, LA 3090, ME MA00030, MI 9110, MN 025-999-495, NH 2062, NJ MA015, NY 11627, NC (NPW/SCM) 685, OR MA-0262, PA 68-02089, RI LAO00299, TX T-104704419, VT VT-0015, VA 460194, WA C954

Mansfield Facility – 120 Forbes Blvd. Mansfield, MA 02048
ANAB/DoD L2474, ME MA01156, MN 025-999-498, NH 2249, NJ MA025, NY 12191, OR 4203, TX T104704583, VA 460311, WA C1104.

For a complete listing of analytes and methods, please contact your Project Manager.

SUBCONTRACT CHAIN OF CUSTODY

Pace New England

25E1382

L2532656

SENDING LABORATORY:

Pace New England
39 Spruce Street
East Longmeadow, MA 01028
Phone: 413.525.2332
Fax: 413.525.6405
Project Manager: Rebecca Faust

RECEIVING LABORATORY:

Pace Analytical Services - Westborough, MA
8 Walkup Drive
Westborough, MA 01581
Phone :(508) 898-9220
Fax: (508) 898-9193

Serial_No:06042515:44

Project Location: Massachusetts

Analysis	Sample Name	Due		Expires	Comments
Sample ID: 25E1382-12	CD-MW-603	**Water**	**Sampled:**	**05/14/25 13:45**	**MA MCP, GW-1 ELITE**
S-Metals Digestion		05/28/25 14:00		05/28/25 13:45	
SG-MCP 6020 Dissolved		05/28/25 14:00		05/21/25 13:45	Field Filtered
Containers Supplied:					
250 mL plastic + HNO3 ((					
Sample ID: 25E1382-13	CD-MW-601	**Water**	**Sampled:**	**05/14/25 14:10**	**MA MCP, GW-1 ELITE**
SG-MCP 6020 Dissolved		05/28/25 14:00		05/21/25 14:10	Field Filtered
S-Metals Digestion		05/28/25 14:00		05/28/25 14:10	
Containers Supplied:					
250 mL plastic + HNO3 ((					
Sample ID: 25E1382-14	DUP-2	**Water**	**Sampled:**	**05/14/25 00:00**	**MA MCP, GW-1 ELITE**
SG-MCP 6020 Dissolved		05/28/25 14:00		05/21/25 00:00	Field Filtered
S-Metals Digestion		05/28/25 14:00		05/28/25 00:00	
Containers Supplied:					
250 mL plastic + HNO3 ((					
Sample ID: 25E1382-15	CD-MW-500	**Water**	**Sampled:**	**05/15/25 10:20**	**MA MCP, GW-1 ELITE**
SG-MCP 6020 Dissolved		05/28/25 14:00		05/22/25 10:20	Field Filtered
S-Metals Digestion		05/28/25 14:00		05/29/25 10:20	
Containers Supplied:					
250 mL plastic + HNO3 (/					
Sample ID: 25E1382-16	CD-MW-501	**Water**	**Sampled:**	**05/15/25 11:30**	**MA MCP, GW-1 ELITE**
SG-MCP 6020 Dissolved		05/28/25 14:00		05/22/25 11:30	Field Filtered
S-Metals Digestion		05/28/25 14:00		05/29/25 11:30	
Containers Supplied:					
250 mL plastic + HNO3 (/					

Released By	Date	Received By	Date
[illegible]	5/23/25	[illegible]	5-23 1630
[illegible]	5-23 1830	[illegible] ANL	5/23/25 1830
[illegible] ANL	5/23/25 2100	[illegible]	5/23/25 2100

Table of Contents

SUBCONTRACT CHAIN OF CUSTODY

L2532656

Pace New England

25E1382

Analysis	Sample Name	Due		Expires	Comments
Sample ID: 25E1382-17	CD-MW-503	**Water**	**Sampled:**	**05/15/25 12:50**	**MA MCP, GW-1 ELITE**
SG-MCP 6020 Dissolved		05/28/25 14:00		05/22/25 12:50	Field Filtered
S-Metals Digestion		05/28/25 14:00		05/29/25 12:50	
Containers Supplied:					
250 mL plastic + HNO3 (/					
Sample ID: 25E1382-18	CD-MW-605	**Water**	**Sampled:**	**05/15/25 14:05**	**MA MCP, GW-1 ELITE**
S-Metals Digestion		05/28/25 14:00		05/29/25 14:05	
SG-MCP 6020 Dissolved		05/28/25 14:00		05/22/25 14:05	Field Filtered
Containers Supplied:					
250 mL plastic + HNO3 (/					
Sample ID: 25E1382-19	CD-MW-505	**Water**	**Sampled:**	**05/15/25 12:01**	**MA MCP, GW-1 ELITE**
S-Metals Digestion		05/28/25 14:00		05/29/25 12:01	
SG-MCP 6020 Dissolved		05/28/25 14:00		05/22/25 12:01	Field Filtered
Containers Supplied:					
250 mL plastic + HNO3 (/					
Sample ID: 25E1382-20	CD-MW-504	**Water**	**Sampled:**	**05/15/25 12:31**	**MA MCP, GW-1 ELITE**
SG-MCP 6020 Dissolved		05/28/25 14:00		05/22/25 12:31	Field Filtered
S-Metals Digestion		05/28/25 14:00		05/29/25 12:31	
Containers Supplied:					
250 mL plastic + HNO3 (/					
Sample ID: 25E1382-21	SPD-MW-500	**Water**	**Sampled:**	**05/15/25 10:01**	**MA MCP, GW-1 ELITE**
SG-MCP 6020 Dissolved		05/28/25 14:00		05/22/25 10:01	Field Filtered
S-Metals Digestion		05/28/25 14:00		05/29/25 10:01	
Containers Supplied:					
Sample ID: 25E1382-22	SPD-MW-504R	**Water**	**Sampled:**	**05/15/25 11:01**	**MA MCP, GW-1 ELITE**
SG-MCP 6020 Dissolved		05/28/25 14:00		05/22/25 11:01	Field Filtered
S-Metals Digestion		05/28/25 14:00		05/29/25 11:01	
Containers Supplied:					

Serial_No:06042515:44

Released By	Date	Received By	Date
	5/23/25		5-23 1630
	5-23 1830	Mendoza ANL	5/23/25 1830
Mendoza ANL	5/23/25 2100		5/23/25 2100

SUBCONTRACT CHAIN OF CUSTODY

Pace New England

25E1382

Analysis	Sample Name	Due	Expires	Comments
-10 **Sample ID: 25E1382-23**	CD-MW-604	**Water** **Sampled:**	**05/15/25 13:31**	**MA MCP, GW-1 ELITE**
SG-MCP 6020 Dissolved		05/28/25 14:00	05/22/25 13:31	Field Filtered
S-Metals Digestion		05/28/25 14:00	05/29/25 13:31	
Containers Supplied:				
250 mL plastic + HNO3 (/				
-11 **Sample ID: 25E1382-24**	CD-MW-600	**Water** **Sampled:**	**05/15/25 13:00**	**MA MCP, GW-1 ELITE**
SG-MCP 6020 Dissolved		05/28/25 14:00	05/22/25 13:00	Field Filtered
S-Metals Digestion		05/28/25 14:00	05/29/25 13:00	
Containers Supplied:				
250 mL plastic + HNO3 (/				
-12 **Sample ID: 25E1382-25**	CD-MW-602	**Water** **Sampled:**	**05/15/25 11:15**	**MA MCP, GW-1 ELITE**
SG-MCP 6020 Dissolved		05/28/25 14:00	05/22/25 11:15	Field Filtered
S-Metals Digestion		05/28/25 14:00	05/29/25 11:15	
Containers Supplied:				
250 mL plastic + HNO3 (/				
13 **Sample ID: 25E1382-26**	CD-MW-502	**Water** **Sampled:**	**05/15/25 12:40**	**MA MCP, GW-1 ELITE**
S-Metals Digestion		05/28/25 14:00	05/29/25 12:40	
SG-MCP 6020 Dissolved		05/28/25 14:00	05/22/25 12:40	Field Filtered
Containers Supplied:				
250 mL plastic + HNO3 (/				

Serial_No:06042515:44

Released By	Date	Received By	Date
[illegible]	5/23/25	[illegible]	5-23 1630
[illegible]	5-23 1830	[illegible]	5/23/25 1830
[illegible]	5/23/25 2100		

25E1382

Pace Analytical

Phone: 413-525-2332
Fax: 413-525-6405
Access COC's and Support Requests

http://www.pacelabs.com

Doc # 381 Rev 5_07/13/2021

CHAIN OF CUSTODY RECORD

39 Spruce Street
East Longmeadow, MA 01028

Page 1 of 3

Company Name: Weston & Sampson
Address: 55 Walkers Brook Dr., Reading MA
Phone: 1-800-SAMPSON
Project Name: Medfield State Hospital
Project Location: Medfield, MA
Project Number:
Project Manager: Daron Kurkjian
Pace Quote Name/Number:
Invoice Recipient: Peter Botticello
Sampled By: PRB, NCF, LNM

Requested Turnaround Time
7-Day ☐ 10-Day ☐
PFAS 10-Day (std): ☐ Due Date: Std

Rush-Approval Required
1-Day ☐ 3-Day ☐
2-Day ☐ 4-Day ☐

Dissolved Metals Samples
○ Field Filtered
○ Lab to Filter

Orthophosphate Samples
○ Field Filtered
○ Lab to Filter

Data Delivery
Format: PDF ☒ EXCEL ☒
Other: Enviradata
CLP Like Data Pkg Required: ☐
Email To: Daron.Kurkjian, Matt.McGuire
Fax To #:

PCB ONLY
SOXHLET ☐
NON SOXHLET ☐

ANALYSIS REQUESTED

Pace Work Order#	Client Sample ID / Description	Beginning Date/Time	Ending Date/Time	COMP/GRAB	Matrix Code	Conc Code	VIALS	GLASS	PLASTIC	BACTERIA	ENCORE	PFAS	VOCs 8260
1	SPD-MW-906	5/14/25	10:10	G	GW	U			X			X	
2	SPD-MW-602		10:25									X	
3	SPD-MW-905		10:20									X	
4	SPD-MW-501		12:10									X	
5	SPD-MW-401S		11:40				X					X	X
6	DUP-1						X					X	X
7	SPD-MW-704		13:30				X					X	X
8	SPD-MW-101		12:35				X					X	X
9	SPD-MW-903S		11:10									X	
10	SPD-MW-903D		12:00									X	

Relinquished by: (signature) Date/Time: 5/15/25 16:30
Received by: (signature) PACE Date/Time: 5/16/25 12:52
Relinquished by: (signature) Date/Time: 5/16/25 17:20
Received by: (signature) Date/Time: 5/16 19:00
Relinquished by: (signature) Date/Time: 5/16 20:50
Received by: (signature) Date/Time: 5/17/25
Relinquished by: (signature) Date/Time: 900
Received by: (signature) Date/Time:

Client Comments:

Detection Limit Requirements
MA 267W-1
CT
Other:

Special Requirements
☒ MA MCP Required
☐ MCP Certification Form Required
☐ CT RCP Required
☐ RCP Certification Form Required
☐ MA State DW Required
PWSID #

Please use the following codes to indicate possible sample concentration within the Conc Code column above:
H - High, M - Medium, L - Low, C - Clean, U - Unknown

MELAC and AIHA-LAP, LLC Accredited

Project Entity
Government ☒ Municipality ☐ MWRA ☐ WRTA ☐
Federal ☐ 21J ☐ School ☐
City ☐ Brownfield ☐ MBTA ☐

Other
☐ Chromatogram
☐ AIHA-LAP, LLC

Lab Comments:

Disclaimer: Pace Analytical is not responsible for any omitted information on the Chain of Custody. The Chain of Custody is a legal document that must be complete and accurate and is used to determine what analyses the laboratory will perform. Any missing information is not the laboratory's responsibility. Pace Analytical values your partnership on each project and will try to assist with missing information, but will not be held accountable.

Preservation Code
Courier use Only
Total Number Of:
VIALS
GLASS
PLASTIC
BACTERIA
ENCORE

Glassware in the fridge? Y / N
Glassware in freezer? Y / N
Prepackaged Cooler? Y / N
*Pace Analytical is not responsible for missing samples from prepacked coolers

† Matrix Codes:
GW = Ground Water
WW = Waste Water
DW = Drinking Water
A = Air
S = Soil
SL = Sludge
SOL = Solid
O = Other (please define)

‡ Preservation Codes:
I = Iced
H = HCL
M = Methanol
N = Nitric Acid
S = Sulfuric Acid
B = Sodium Bisulfate
X = Sodium Hydroxide
T = Sodium Thiosulfate
O = Other (please define)

25E1382

Pace Analytical

Phone: 413-525-2332
Fax: 413-525-6405
Access COC's and Support Requests

http://www.pacelabs.com

CHAIN OF CUSTODY RECORD

39 Spruce Street
East Longmeadow, MA 01028

Doc # 381 Rev 5_07/13/2021

Page 2 of 3

Company Name: Weston & Sampson
Address: 55 Walkers Brook Dr., Reading MA
Phone: 1-800-SAMPSON
Project Name: Medfield State Hospital
Project Location: Medfield, MA
Project Number:
Project Manager: Daron Kurkjian
Pace Quote Name/Number:
Invoice Recipient: Peter Batticello
Sampled By: PRB, NCF, ENM

Requested Turnaround Time: 7-Day ☐ 10-Day ☐ PFAS 10-Day (std) ☐ Due Date: Std
Rush-Approval Required: 1-Day ☐ 3-Day ☐ 2-Day ☐ 4-Day ☐
Data Delivery: Format: PDF ☒ EXCEL ☒ Other: EnviroData CLP like Data Pkg Required: ☐ Email To: Daron Kurkjian Fax To #: McGuire
Dissolved Metals Samples: ☒ Field Filtered ○ Lab to Filter
Orthophosphate Samples: ○ Field Filtered ○ Lab to Filter
PCB ONLY: SOXHLET ☐ NON SOXHLET ☐

ANALYSIS REQUESTED

Pace Work Order	Client Sample ID / Description	Beginning Date/Time	Ending Date/Time	COMP/GRAB	Matrix Code	Cont Code	VIALS	GLASS	PLASTIC	BACTERIA	ENCORE	PFAS	VOCs 8260	MCP 14 Metals
11	SPD-MW-402	5/14/25	13:10	G	GW	U	X		X			X	X	
12	CD-MW-603		13:45									X	X	X
13	CD-MW-601		14:10									X	X	X
14	DUP-2											X	X	X
15	CD MW-500	5/15/25	10:20	G	GW	U	X		X				X	X
16	CD-MW-501		11:30											
17	CD-MW-503		1250											
18	CD-MW-605		1405											
19	CD-MW-505		1201											
20	CD-MW-504		1231											

Relinquished by: (signature) — Date/Time: 5/15/25 16:30
Received by: (signature) — Date/Time: 5/16/25 12:15Z
Relinquished by: (signature) — Date/Time: 5/16/25 17:20
Received by: (signature) — Date/Time: 5-16 1900
Relinquished by: (signature) — Date/Time: 5-16 2030
Received by: (signature) — Date/Time: 5/17/25 0900
Relinquished by: (signature) — Date/Time:
Received by: (signature) — Date/Time:

Client Comments:

Detection Limit Requirements: MA: CGW-1 CT:

Special Requirements: ☒ MA MCP Required ☐ MCP Certification Form Required ☐ CT RCP Required ☐ RCP Certification Form Required ☐ MA State DW Required PWSID #

Please use the following codes to indicate possible sample concentration within the Conc Code column above: H - High; M - Medium; L - Low; C - Clean; U - Unknown

Project Entity: Government ☒ Federal ☐ City ☐ Municipality ☐ 21 J ☐ Brownfield ☐ MWRA ☐ School ☐ MBTA ☐ WRTA ☐

Other: ☐ Chromatogram ☐ AIHA-LAP, LLC

Lab Comments:

Disclaimer: Pace Analytical is not responsible for any omitted information on the Chain of Custody. The Chain of Custody is a legal document that must be complete and accurate and is used to determine what analyses the laboratory will perform. Any missing information is not the laboratory's responsibility. Pace Analytical values your partnership on each project and will try to assist with missing information, but will not be held accountable.

[2] Preservation Code

Container Use Only
Total Number Of:
VIALS
GLASS
PLASTIC
BACTERIA
ENCORE

Glassware in the fridge? Y / N
Glassware in freezer? Y / N
Prepackaged Cooler? Y / N
*Pace Analytical is not responsible for missing samples from prepacked coolers

[1] Matrix Codes:
GW = Ground Water
WW = Waste Water
DW = Drinking Water
A = Air
S = Soil
SL = Sludge
SOL = Solid
O = Other (please define)

[2] Preservation Codes:
I = Iced
H = HCL
M = Methanol
N = Nitric Acid
S = Sulfuric Acid
B = Sodium Bisulfate
X = Sodium Hydroxide
T = Sodium Thiosulfate
O = Other (please define)

25E1382

http://www.pacelabs.com

Doc # 381 Rev 5_07/13/2021

Pace Analytical®

Phone: 413-525-2332
Fax: 413-525-6405
Access COC's and Support Requests

CHAIN OF CUSTODY RECORD

39 Spruce Street
East Longmeadow, MA 01028

Page 3 of 3

Company Name: Weston & Sampson
Address: 55 Walkers Brook Dr Reading MA
Phone: 1-800-Sampson
Project Name: Medfield State Hospital
Project Location:
Project Number: Daron Kurkjian
Project Manager:
Pace Quote Name/Number:
Invoice Recipient: Peter Botticelli
Sampled By: PCB, NCF, KNM

Requested Turnaround Time
2-Day ☐ 10-Day ☐
PFAS 10-Day (std) ☐ Due Date: Stnd

Rush Approval Required
1-Day ☐ 3-Day ☐
2-Day ☐ 4-Day ☐

Data Delivery
Format: PDF ☒ EXCEL ☒
Other: envidata
CLP Like Data Pkg Required: ☐
Email To: Daron Kurkjian
Fax To #: McGuire

Dissolved Metals Samples
☒ Field Filtered
○ Lab to Filter

Orthophosphate Samples
○ Field Filtered
○ Lab to Filter

PCB ONLY
SOXHLET ☐
NON SOXHLET ☐

ANALYSIS REQUESTED

Pace Work Order	Client Sample ID / Description	Beginning Date/Time	Ending Date/Time	COMP/GRAB	Matrix Code	Conc Code	VIALS	GLASS	PLASTIC	BACTERIA	ENCORE	VOCs 8260	MCP 14 Metals	PFAS
21	SPD-MW-500	5/15/25	1001	G	GW	U	X		X			X	X	
22	SPD-MW-504R	↓	1101	↓	↓	↓	↓		↓			X	X	
23	CD-MW-604	↓	1331	↓	↓	↓	↓		↓			X	X	
24	CD-MW-600	↓	13:00	↓	↓	↓	↓		↓			X	X	
25	CD-MW-603	↓	11:15	↓	↓	↓	↓		↓			X	X	
26	CD-MW-502	↓	12:40	↓	↓	↓	↓		↓			X	X	
27	FB	5/14/25	1430											X
28	TB											X		
29	TB											X		

Relinquished by: (signature) [signature] Date/Time: 5/15/25 16:30
Received by: (signature) [signature] Date/Time: 5/16/25 12:32
Relinquished by: (signature) [signature] Date/Time: 5/16/25 17:22
Received by: (signature) [signature] Date/Time: 5-16 1700
Relinquished by: (signature) [signature] Date/Time: 5-16 2050
Received by: (signature) [signature] Date/Time: 5/17/25 900
Relinquished by: (signature) Date/Time:
Received by: (signature) Date/Time:

Client Comments:

Detection Limit Requirements
MA LGW-1
CT
Other

Special Requirements
☒ MA MCP Required
MCP Certification Form Required
☐ CT RCP Required
RCP Certification Form Required
☐ MA State DW Required
PWSID #

Please use the following codes to indicate possible sample concentration within the Conc Code column above:
H - High; M - Medium; L - Low; C - Clean; U - Unknown

NELAC and AIHA-LAP, LLC Accredited

Project Entity
Government ☒ Municipality ☐ MWRA ☐ WRTA ☐
Federal ☐ 21 J ☐ School ☐
City ☐ Brownfield ☐ MBTA ☐

Other
☐ Chromatogram
☐ AIHA-LAP, LLC

Lab Comments:

Disclaimer: Pace Analytical is not responsible for any omitted information on the Chain of Custody. The Chain of Custody is a legal document that must be complete and accurate and is used to determine what analyses the laboratory will perform. Any missing information is not the laboratory's responsibility. Pace Analytical values your partnership on each project and will try to assist with missing information, but will not be held accountable.

[1] Preservation Code
Courier Use Only
Total Number Of:
VIALS ____
GLASS ____
PLASTIC ____
BACTERIA ____
ENCORE ____

Glassware in the fridge? Y / N
Glassware in freezer? Y / N
Prepackaged Cooler? Y / N

*Pace Analytical is not responsible for missing samples from prepacked coolers

[1] Matrix Codes:
GW = Ground Water
WW = Waste Water
DW = Drinking Water
A = Air
S = Soil
SL = Sludge
SOL = Solid
O = Other (please define)

[2] Preservation Codes:
I = Iced
H = HCL
M = Methanol
N = Nitric Acid
S = Sulfuric Acid
B = Sodium Bisulfate
X = Sodium Hydroxide
T = Sodium Thiosulfate
O = Other (please define)

MADEP MCP Analytical Method Report Certification Form

Laboratory Name: Pace New England	Project #: 25E1382
Project Location: Medfield, MA	RTN:

This Form provides certifications for the following data set: [list Laboratory Sample ID Number(s)]

25E1382-05 thru 25E1382-26

Matrices: Water

CAM Protocol (check all that below)

8260 VOC CAM II A (X)	7470/7471 Hg CAM IIIB ( )	MassDEP VPH (GC/PID/FID) CAM IV A ( )	8082 PCB CAM V A ( )	9014 Total Cyanide/PAC CAM VI A ( )	6860 Perchlorate CAM VIII B ( )
8270 SVOC CAM II B ( )	7010 Metals CAM III C ( )	MassDEP VPH (GC/MS) CAM IV C ( )	8081 Pesticides CAM V B ( )	7196 Hex Cr CAM VI B ( )	MassDEP APH CAM IX A ( )
6010 Metals CAM III A ( )	6020 Metals CAM III D ( )	MassDEP EPH CAM IV B ( )	8151 Herbicides CAM V C ( )	8330 Explosives CAM VIII A ( )	TO-15 VOC CAM IX B ( )

Affirmative response to Questions A throughF is required for "Presumptive Certainty" status

A	Were all samples received in a condition consistent with those described on the Chain-of-Custody, properly preserved (including temperature) in the field or laboratory, and prepared/analyzed within method holding times?	☑ Yes	☐ No[1]
B	Were the analytical method(s) and all associated QC requirements specificed in the selected CAM protocol(s) followed?	☑ Yes	☐ No[1]
C	Were all required corrective actions and analytical response actions specified in the selected CAM protocol(s) implemented for all identified performance standard non-conformances?	☑ Yes	☐ No[1]
D	Does the laboratory report comply with all the reporting requirements specified in CAM VII A, Quality Assurance and Quality Control Guidlines for the Acquisition and Reporting of Analytical Data?	☑ Yes	☐ No[1]
E a	VPH, EPH, and APH Methods only: Was each method conducted without significant modification(s)? (Refer to the individual method(s) for a list of significant modifications).	☐ Yes	☐ No[1]
E b	APH and TO-15 Methods only: Was the complete analyte list reported for each method?	☐ Yes	☐ No[1]
F	Were all applicable CAM protocol QC and performance standard non-conformances identified and evaluated in a laboratory narrative (including all No responses to Qestions A through E)?	☑ Yes	☐ No[1]

A response to questions G, H and I below is required for "Presumptive Certainty" status

G	Were the reporting limits at or below all CAM reporting limits specified in the selected CAM protocol(s)?	☐ Yes	☑ No[1]

***Data User Note:* Data that achieve "Presumptive Certainty" status may not necessarily meet the data usability and representativeness requirements described in 310 CMR 40. 1056 (2)(k) and WSC-07-350.**

H	Were all QC perfomance standards specified in the CAM protocol(s) achieved?	☐ Yes	☑ No[1]
I	Were results reported for the complete analyte list specified in the selected CAM protocol(s)?	☑ Yes	☐ No[1]

[1] *All Negative responses must be addressed in an attached Environmental Laboratory case narrative.*

I, the undersigned, attest under the pains and penalties of perjury that, based upon my personal inquiry of those responsible for obtaining the information, the material contained in this analytical report is, to the best of my knowledge and belief, accurate and complete.

Signature: Lisa Worthington Position: Technical Representative

Printed Name: Lisa A. Worthington Date: 06/11/25

APPENDIX B

Groundwater Trend Graphs

CADMIUM CONCENTRATIONS IN C&D AREA WELLS

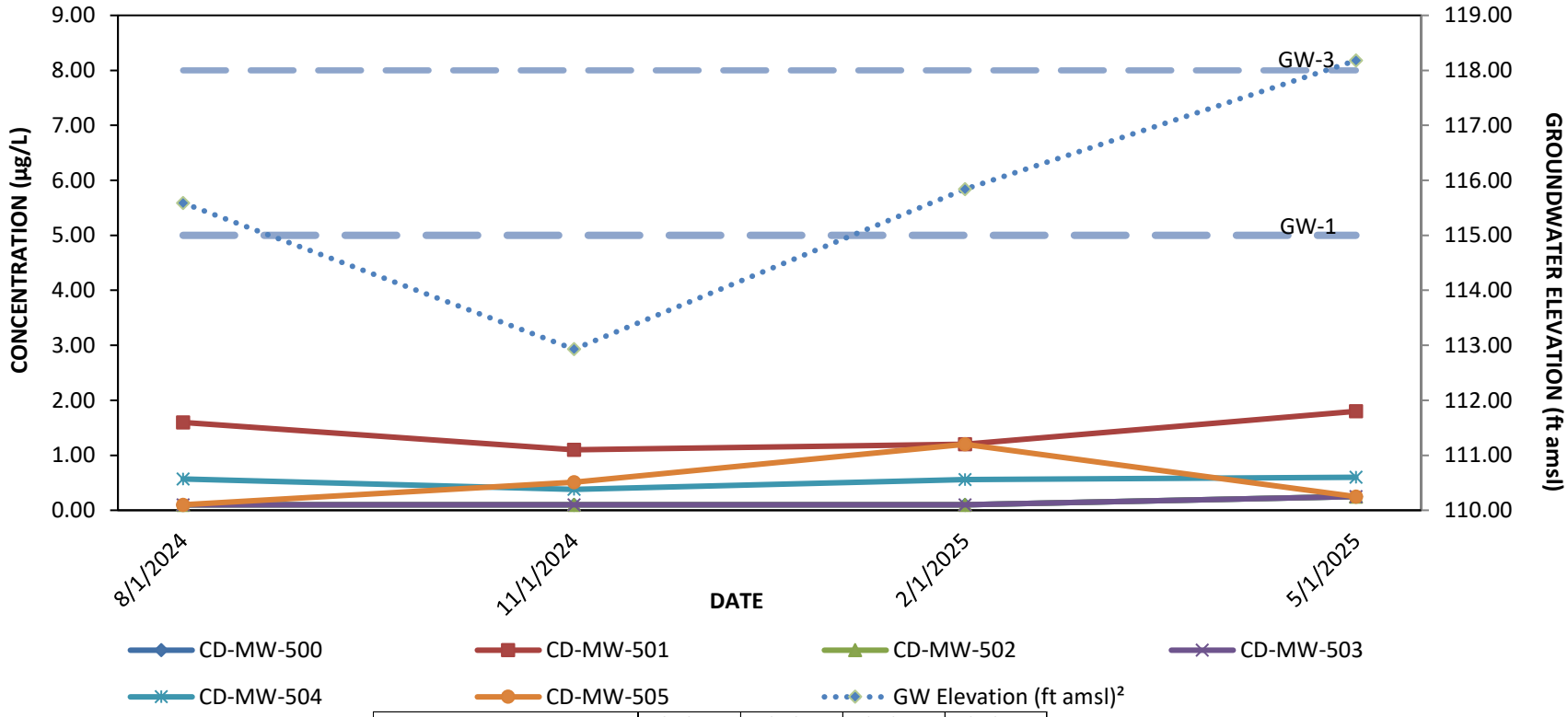

Date	8/28/2024	11/19/2024	2/10/2025	5/14/2025
CD-MW-500	0.10	0.10	0.10	0.25
CD-MW-501	1.6	1.1	1.2	1.8
CD-MW-502	0.10	0.10	0.10	0.25
CD-MW-503	0.10	0.10	0.10	0.25
CD-MW-504	0.57	0.38	0.56	0.6
CD-MW-505	0.10	0.51	1.20	0.25
GW Elevation (ft amsl)²	115.59	112.93	115.84	118.18

Notes:
1. Non-detect concentrations are shown as half of the laboratory detection limit.
2. Groundwater elevations shown are for CD-MW-501 only and does not reflect groundwater elevations in other monitoring wells.

AVERAGE CADMIUM CONCENTRATIONS IN C&D AREA WELLS

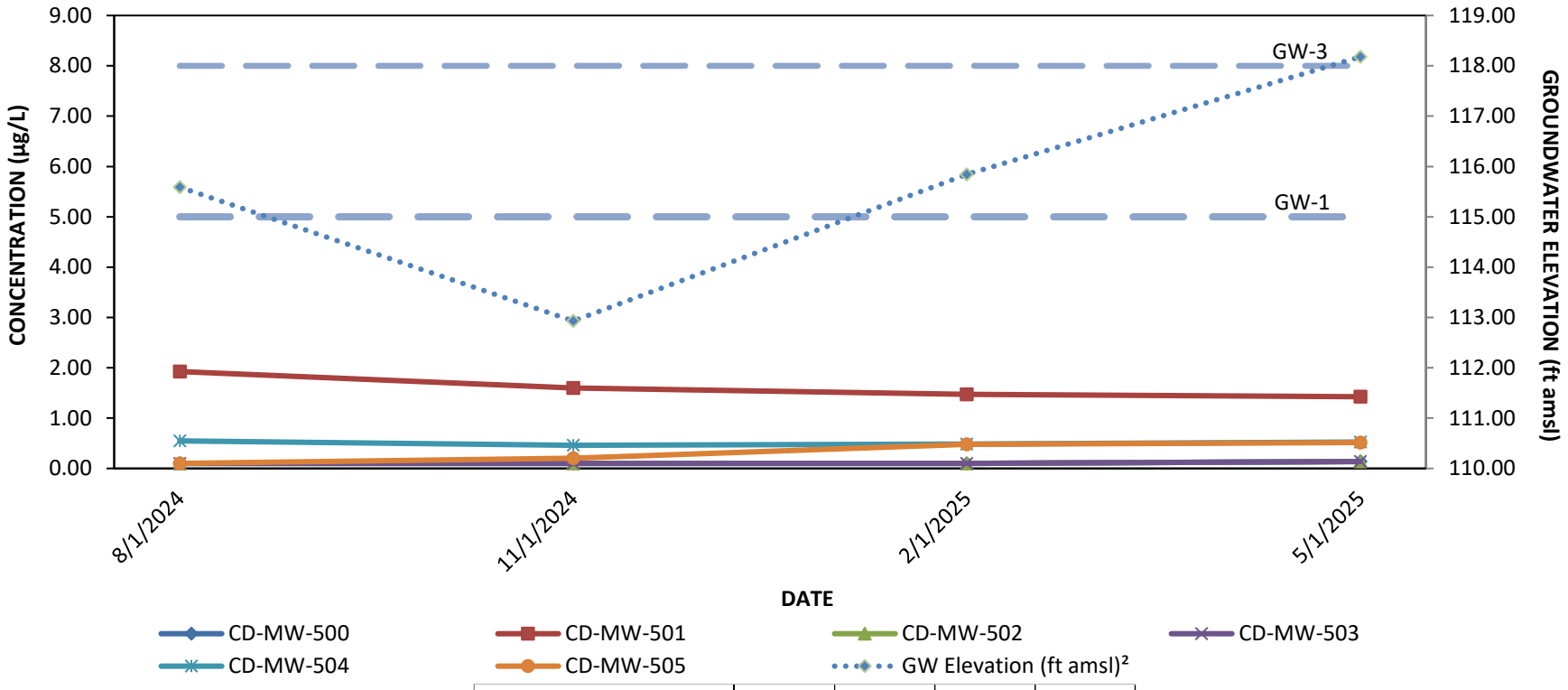

Date	8/28/2024	11/19/2024	2/10/2025	5/14/2025
CD-MW-500	0.10	0.10	0.10	0.14
CD-MW-501	1.93	1.60	1.48	1.43
CD-MW-502	0.10	0.10	0.10	0.14
CD-MW-503	0.10	0.10	0.10	0.14
CD-MW-504	0.55	0.46	0.49	0.53
CD-MW-505	0.10	0.20	0.48	0.52
GW Elevation (ft amsl)²	115.59	112.93	115.84	118.18

Notes:
1. Non-detect concentrations are shown as half of the laboratory detection limit.
2. Groundwater elevations shown are for CD-MW-501 only and does not reflect groundwater elevations in other monitoring wells.

LEAD CONCENTRATIONS IN C&D AREA WELLS

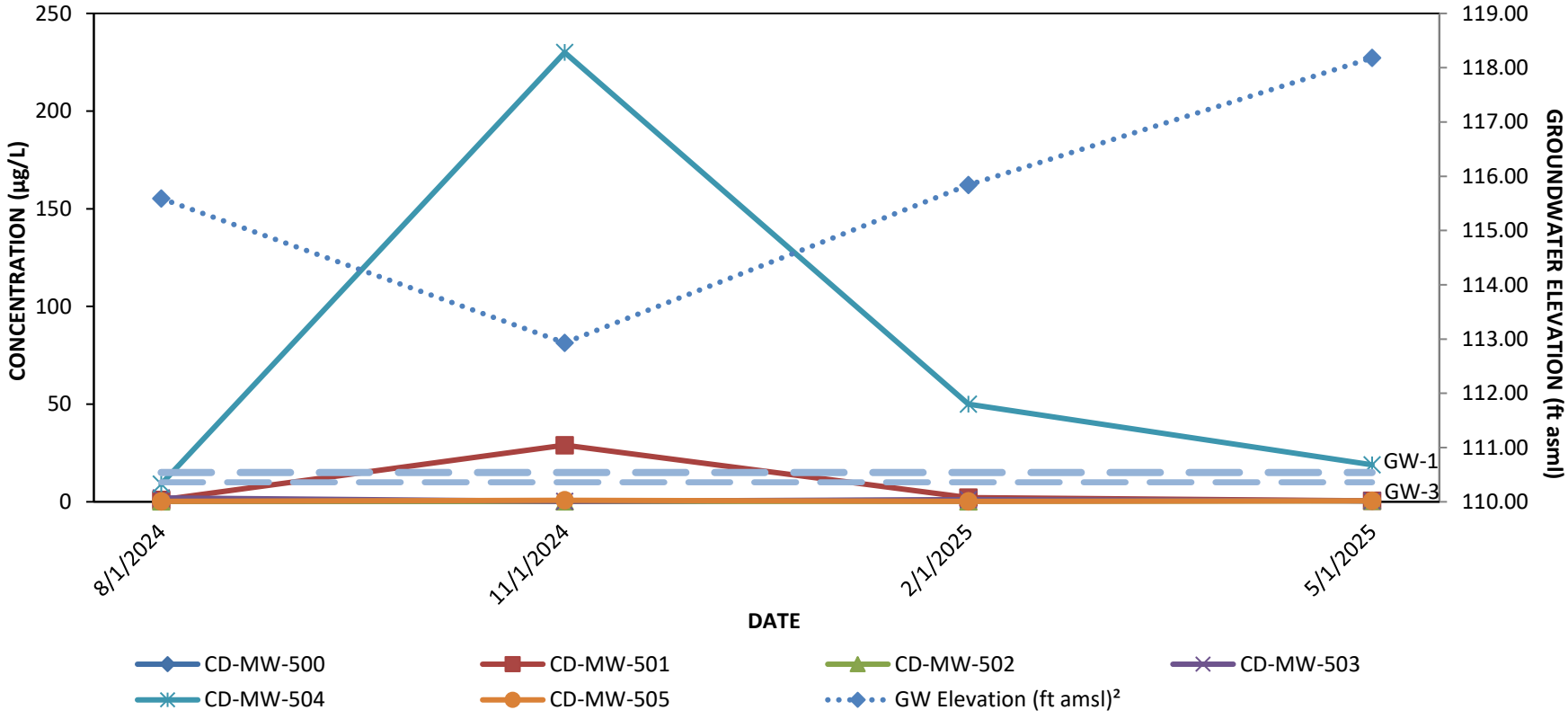

Date	8/28/2024	11/19/2024	2/10/2025	5/14/2025
CD-MW-500	0.25	0.25	0.82	0.5
CD-MW-501	0.90	29	2	0.5
CD-MW-502	0.25	0.25	0.25	0.5
CD-MW-503	2.00	0.25	1.10	0.5
CD-MW-504	9	230	50	18.9
CD-MW-505	0.25	0.77	0.25	0.5
GW Elevation (ft amsl)²	115.59	112.93	115.84	118.18

Notes:
1. Non-detect concentrations are shown as half of the laboratory detection limit.
2. Groundwater elevations shown are for CD-MW-504 only and does not reflect groundwater elevations in other monitoring wells.

AVERAGE LEAD CONCENTRATIONS IN C&D AREA WELLS

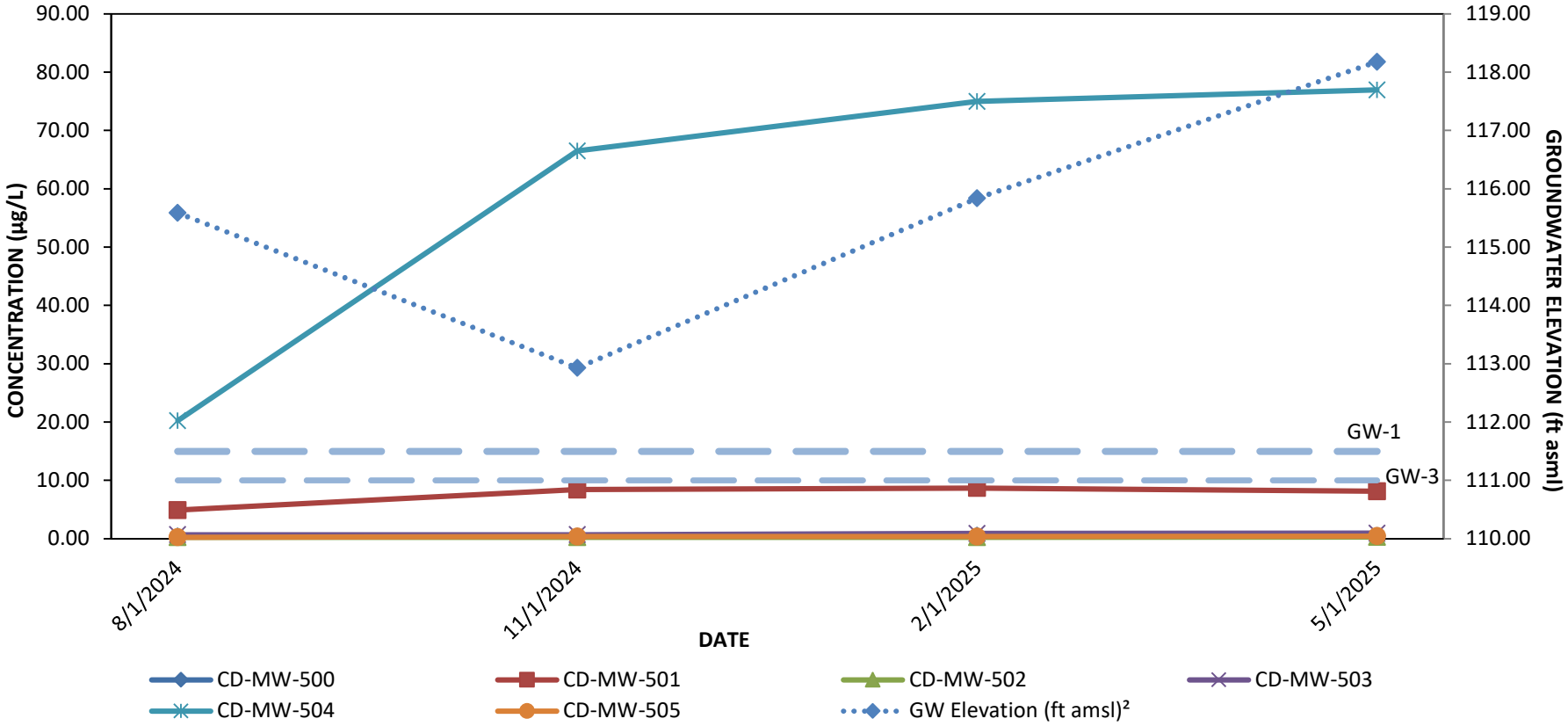

Date	8/28/2024	11/19/2024	2/10/2025	5/14/2025
CD-MW-500	0.37	0.37	0.52	0.46
CD-MW-501	4.91	8.41	8.70	8.13
CD-MW-502	0.25	0.25	0.25	0.31
CD-MW-503	0.69	0.69	0.90	0.96
CD-MW-504	20.25	66.50	75.00	76.98
CD-MW-505	0.25	0.38	0.38	0.44
GW Elevation (ft amsl)²	115.59	112.93	115.84	118.18

Notes:
1. Non-detect concentrations are shown as half of the laboratory detection limit.
2. Groundwater elevations shown are for CD-MW-504 only and does not reflect groundwater elevations in other monitoring wells.

ZINC CONCENTRATIONS IN C&D AREA WELLS

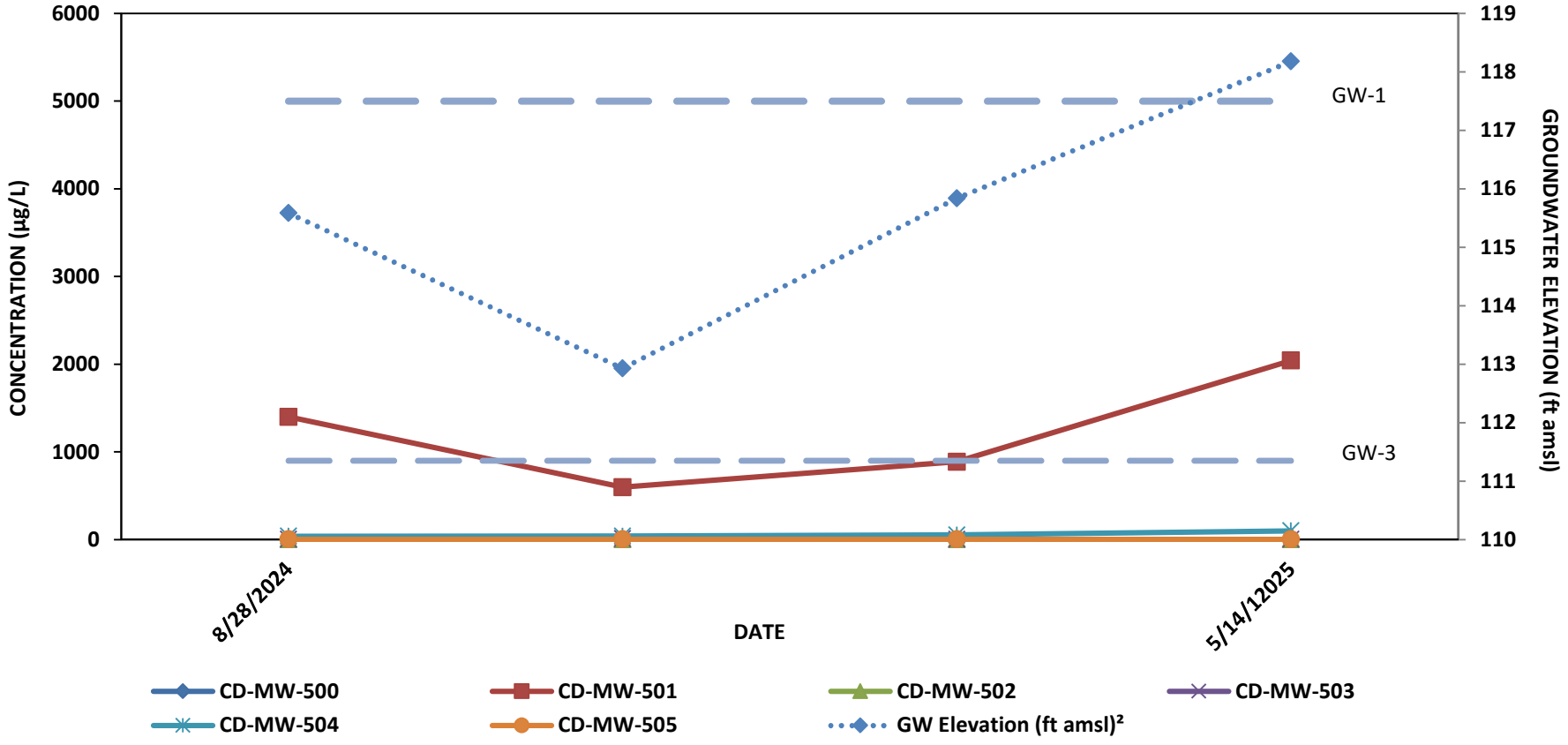

Date	8/28/2024	11/19/2024	2/10/2025	5/14/2025
CD-MW-500	5	5	5	5
CD-MW-501	1400	600	890	2043
CD-MW-502	5	5	5	5
CD-MW-503	5	13	5	5
CD-MW-504	40	42	54	102
CD-MW-505	5	5	5	5
GW Elevation (ft amsl)²	115.59	112.93	115.84	118.18

Notes:
1. Non-detect concentrations are shown as half of the laboratory detection limit.
2. Groundwater elevations shown are for CD-MW-501 only and does not reflect groundwater elevations in other monitoring wells.

AVERAGE ZINC CONCENTRATIONS IN C&D AREA WELLS

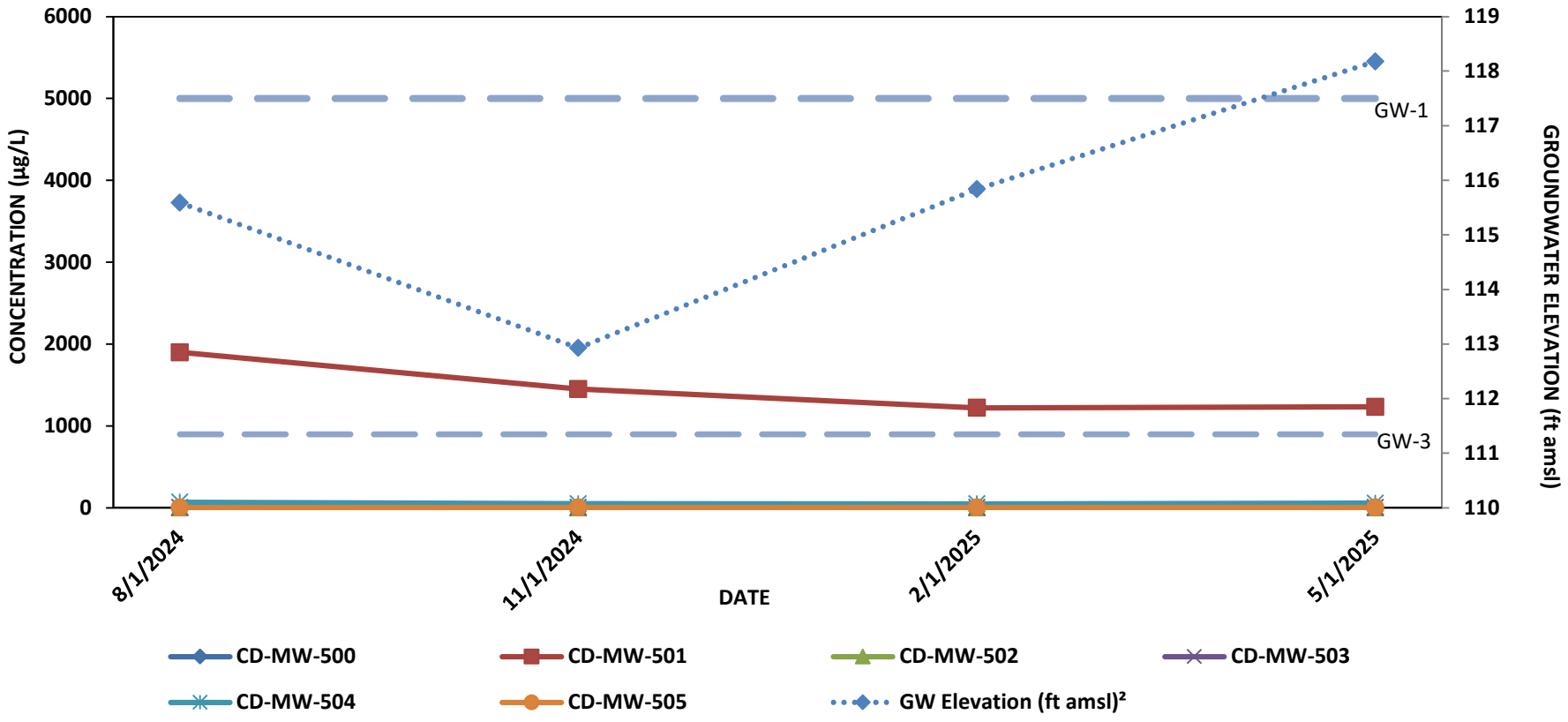

Date	8/28/2024	11/19/2024	2/10/2025	5/14/2025
CD-MW-500	7.25	7.25	7.25	5
CD-MW-501	1900	1450	1222.5	1233.25
CD-MW-502	6.25	6.25	6.25	5
CD-MW-503	5.00	7	7	7
CD-MW-504	71.00	51.5	49.25	59.5
CD-MW-505	5.00	5	5	5
GW Elevation (ft amsl)²	115.59	112.93	115.84	118.18

Notes:
1. Non-detect concentrations are shown as half of the laboratory detection limit.
2. Groundwater elevations shown are for CD-MW-501 only and does not reflect groundwater elevations in other monitoring wells.

SPD-MW-401s PCE CONCENTRATION

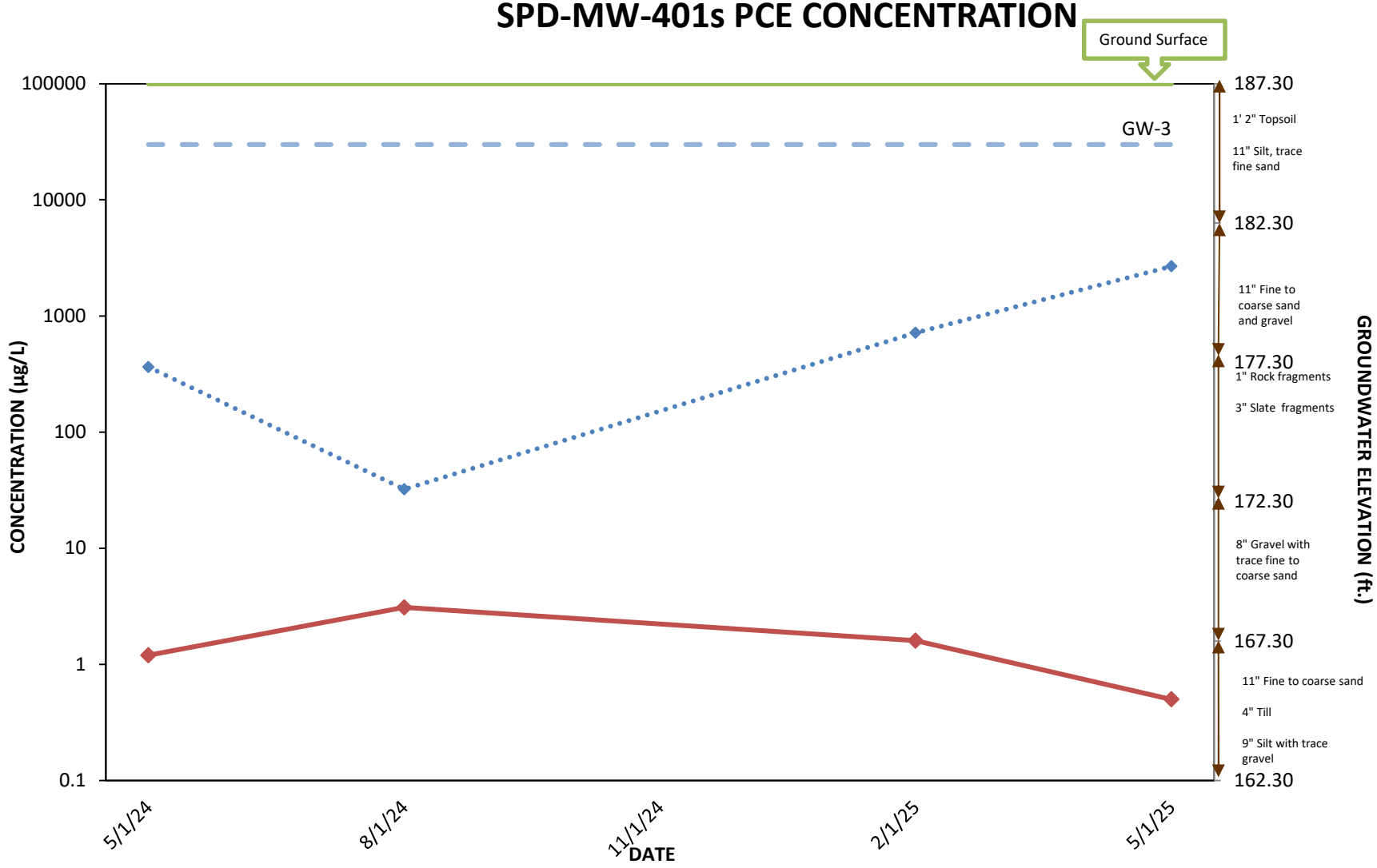

Date	5/30/24	8/27/24	2/10/25	5/14/25	Post-ISCO Avg
PCE Conc.	1.2	3.1	1.6	0.5	1.60
GW Elevation	177.14	172.75	178.37	180.75	177.25

Notes:
1. To view the PCE results and MCP comparison standards, the concentration axis is presented in log

SPD-MW-401s AVERAGE PCE CONCENTRATION

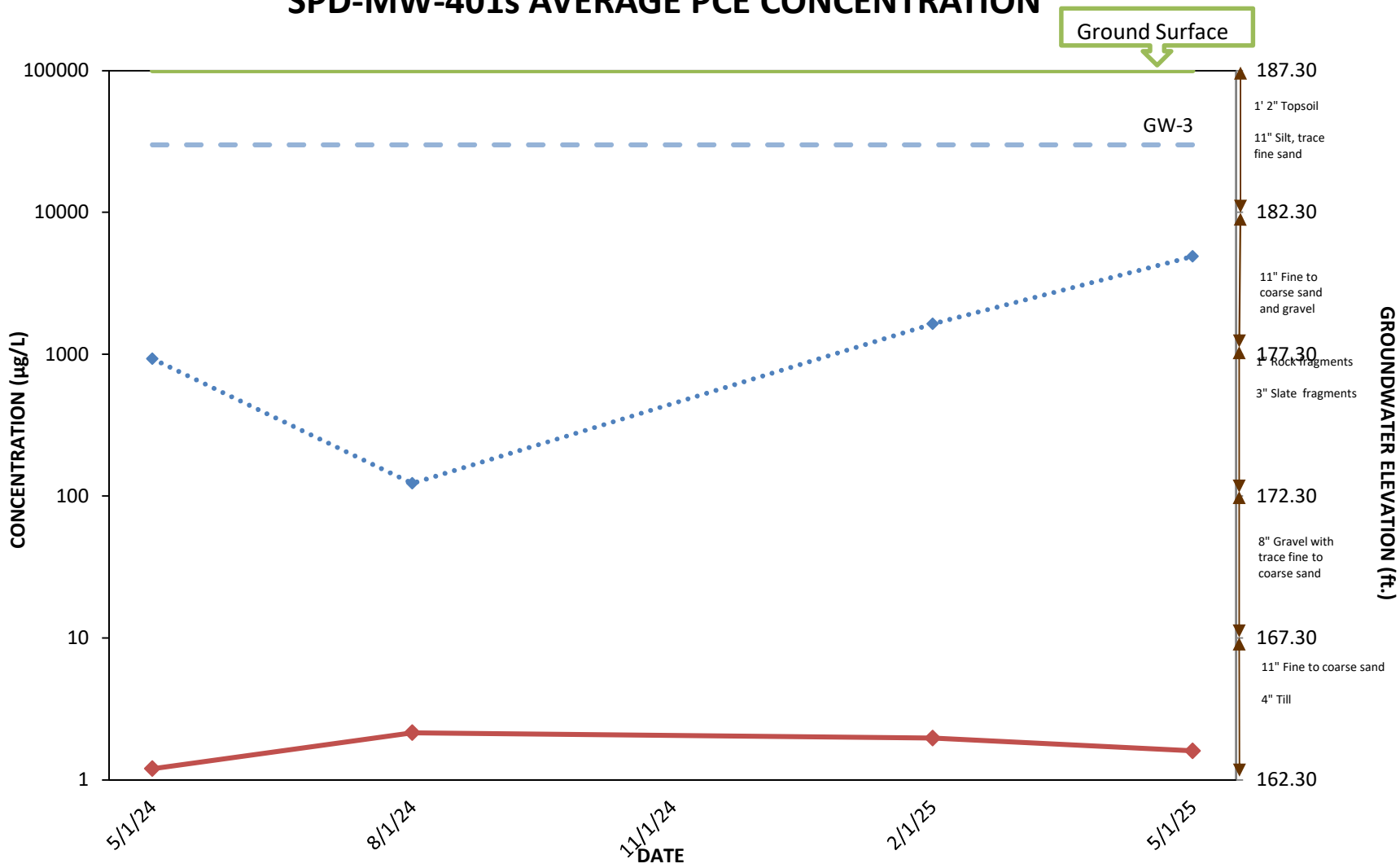

Date	5/30/24	8/27/24	2/10/25	5/14/25
PCE Conc.	1.13	2.15	1.97	1.60
GW Elevation	177.14	172.75	178.37	180.75

Notes:
1. To view the PCE results and MCP comparison standards, the

Rolling Average — GW-3 — GW Elevation — Ground Surface

SPD-MW-402 PCE CONCENTRATION

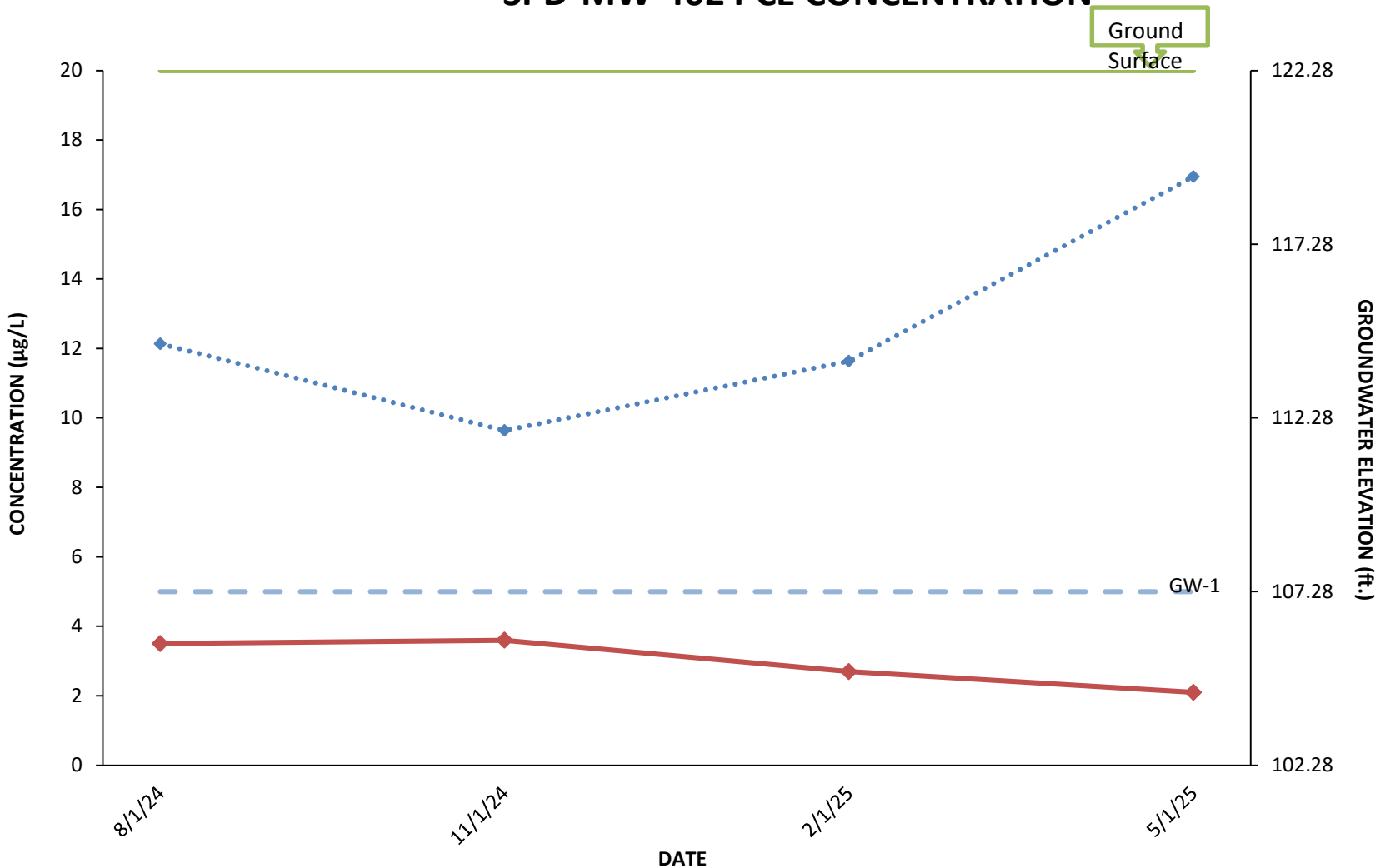

Date	8/30/24	11/18/24	2/10/25	5/14/25	Post-ISCO Avg
PCE Conc.	3.5	3.6	2.7	2.1	2.98
GW Elevation	114.42	111.92	113.92	119.23	114.87

Notes:
1. Soil statrigraphy not displayed, no split sampling collected during well installation

PCE Conc. GW-1 GW Elevation Ground Surface

Weston & Sampson

SPD-MW-402 AVERAGE PCE CONCENTRATION

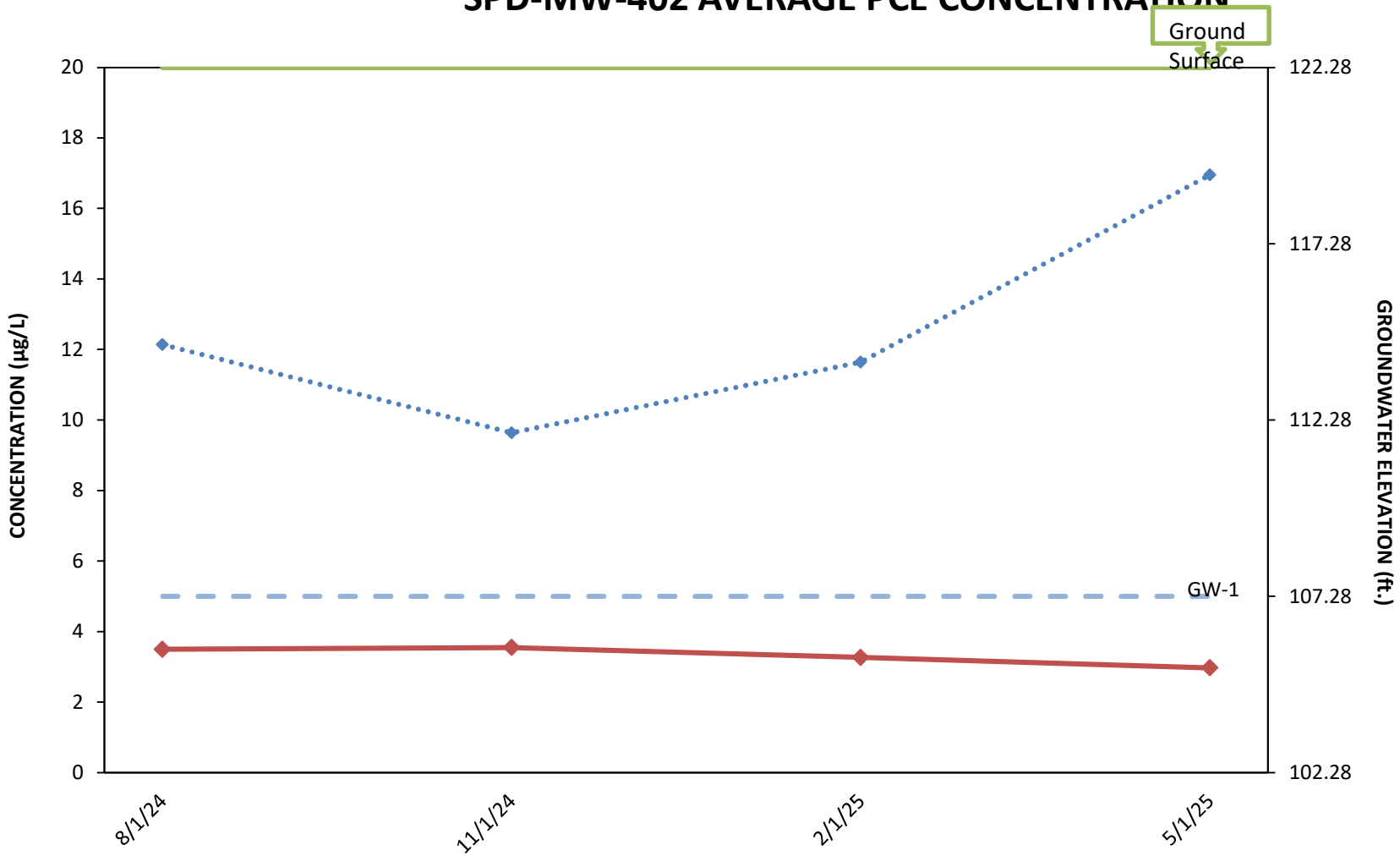

Date	8/30/24	11/18/24	2/10/25	5/14/25
PCE Conc.	3.50	3.55	3.27	2.98
GW Elevation	114.42	111.92	113.92	119.23

Notes:
1. Soil statrigraphy not displayed, no split sampling collected during well installation

Rolling Average — GW-1 — GW Elevation — Ground Surface

Weston & Sampson

SPD-MW-500 PCE CONCENTRATION

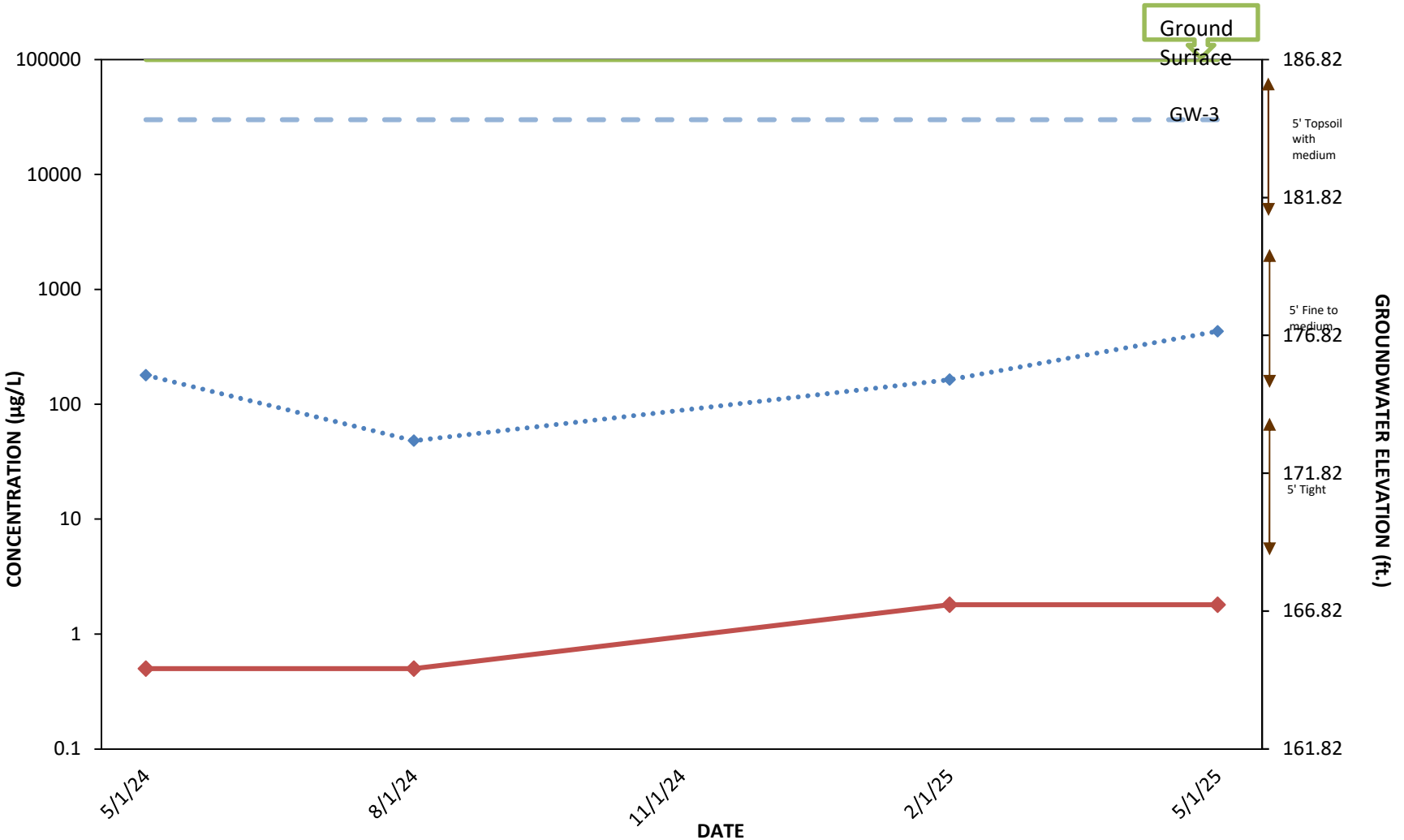

Date	5/30/24	8/30/24	2/10/25	5/14/25	Post-ISCO Avg
PCE Conc.	<1.0	<1.0	1.8	1.8	1.02
GW Elevation	175.37	173.00	175.21	176.97	175.60

Notes:
1. To view the PCE results and MCP comparison standards, the concentration axis is presented in log

PCE Conc. GW-3 GW Elevation Ground Surface

Weston & Sampson

SPD-MW-500 AVERAGE PCE CONCENTRATION

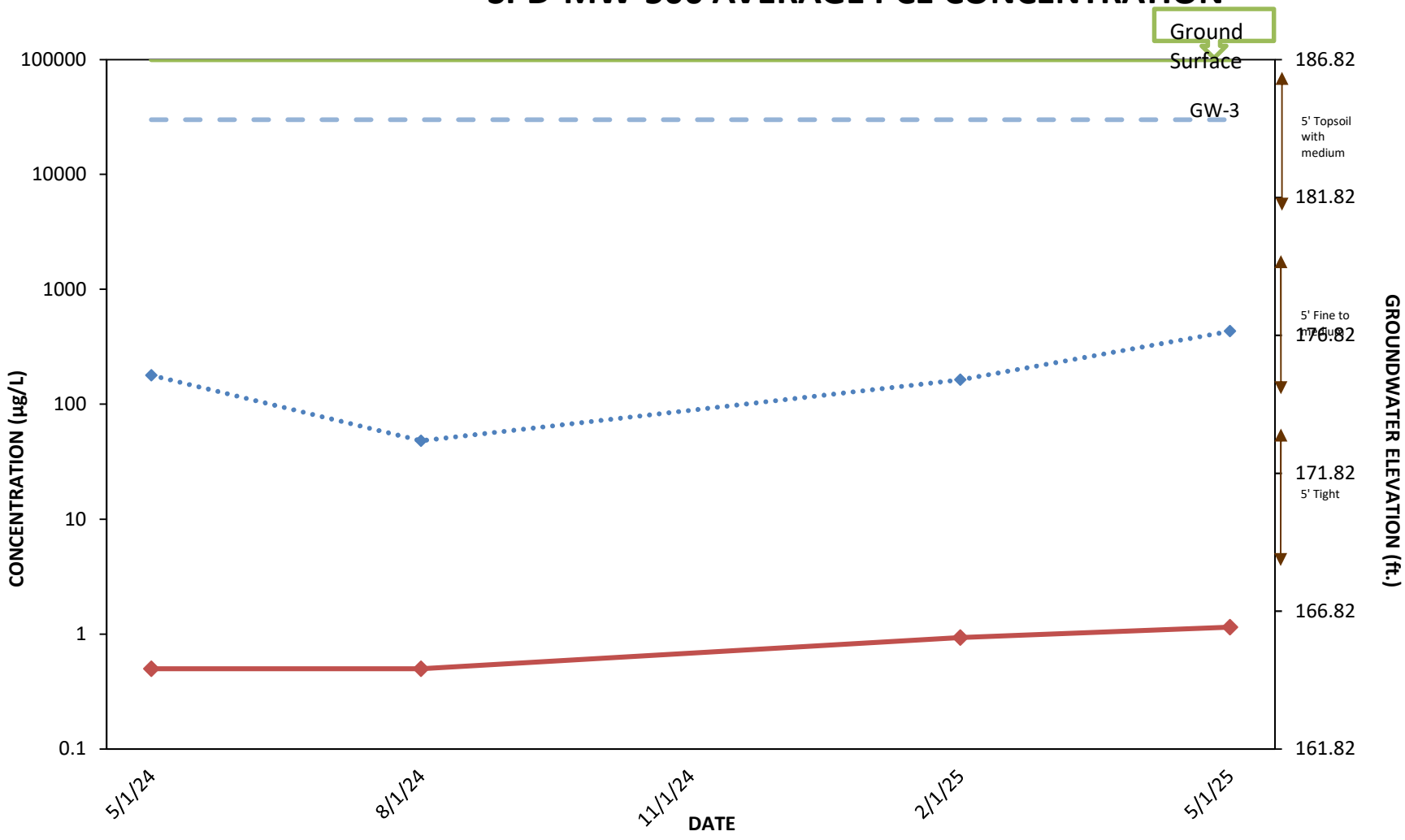

Date	5/30/24	8/30/24	2/10/25	5/14/25
PCE Conc.	0.50	0.50	0.93	1.15
GW Elevation	175.37	173.00	175.21	176.97

Notes:
1. To view the PCE results and MCP comparison standards, the

Rolling Average — GW-3 — GW Elevation — Ground Surface

Weston & Sampson

SPD-MW-501 PCE CONCENTRATION
(Not sampled May 2025)

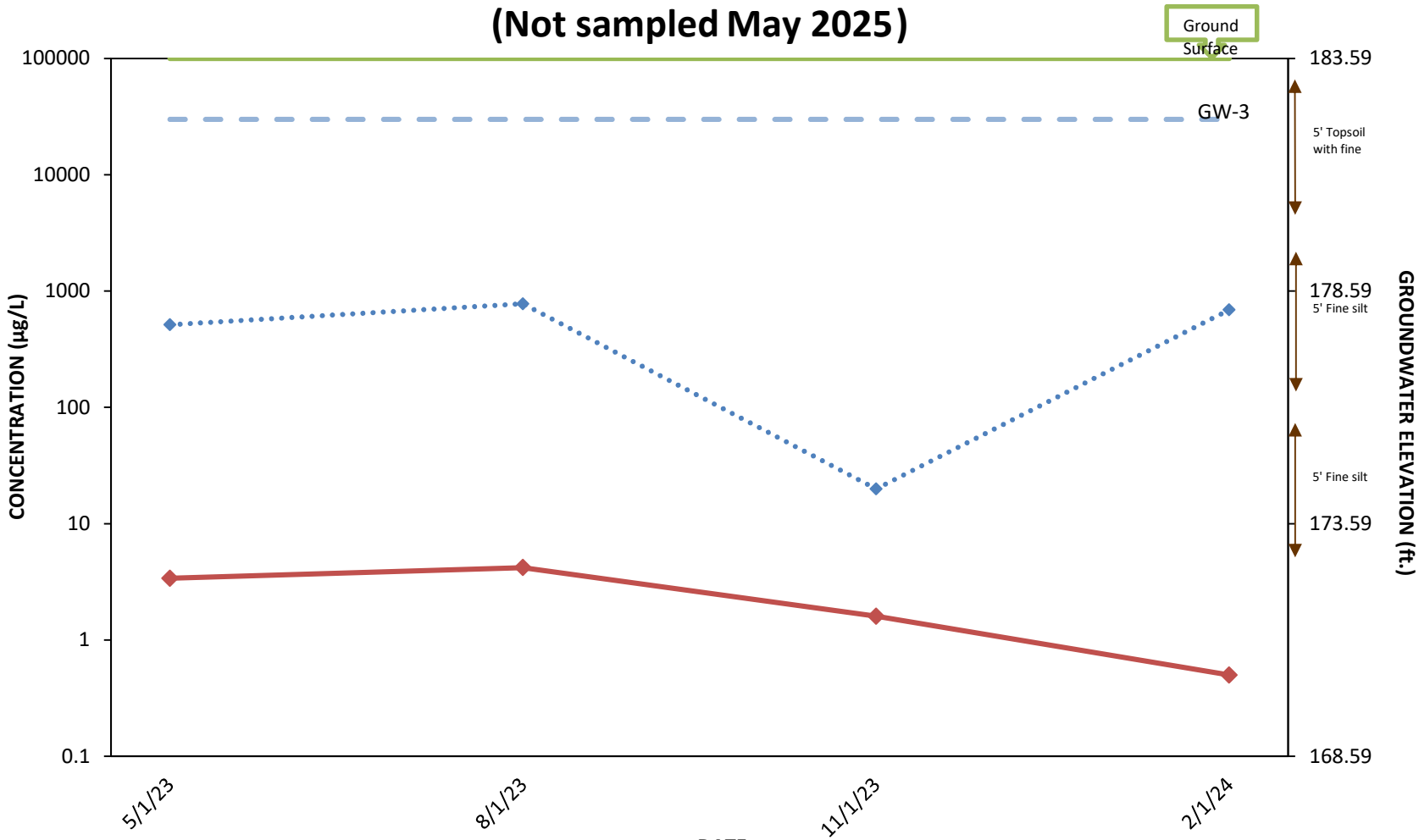

Date	8/23/23	11/28/23	2/14/24	Post-ISCO Avg
PCE Conc.	4.2	1.6	<1.0	2.10
GW Elevation	178.32	174.34	178.19	176.37

Notes:
1. To view the PCE results and MCP comparison standards, the concentration axis is presented in log scale.

SPD Area 2022 Remediation Completion — PCE Conc. — GW-3 — GW Elevation — Ground Surface

Weston & Sampson

SPD-MW-501 AVERAGE PCE CONCENTRATION
(Not sampled May 2025)

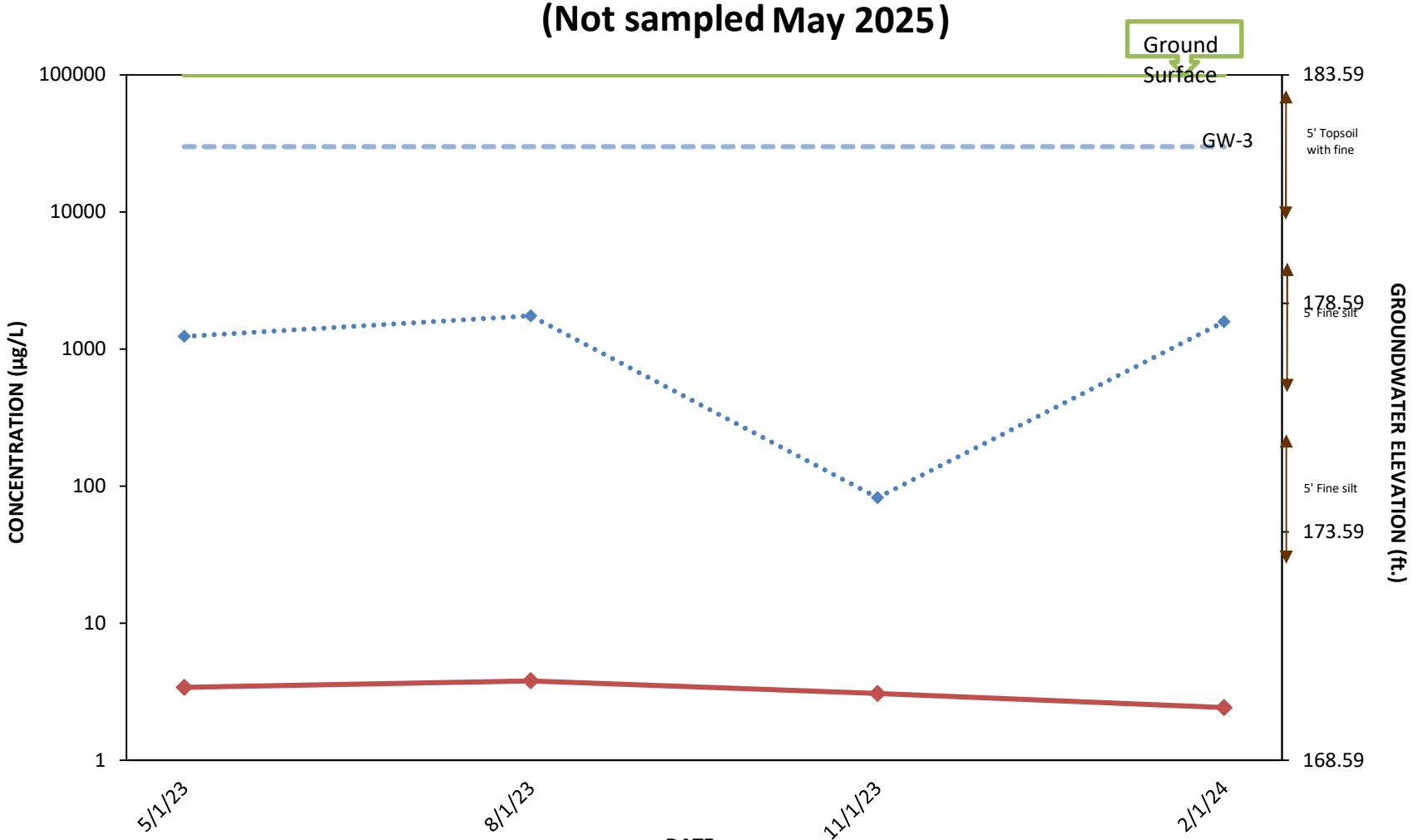

Date	8/23/23	11/28/23	2/14/24
PCE Conc.	4.20	2.90	2.10
GW Elevation	178.32	174.34	178.19

SPD Area 2022 Remediation Completion — Rolling Average — GW-3 — GW Elevation — Ground Surface

Notes:
1. To view the PCE results and their comparison standards, the concentration

Weston & Sampson

SPD-MW-601 PCE CONCENTRATION
(Not sampled May 2025)

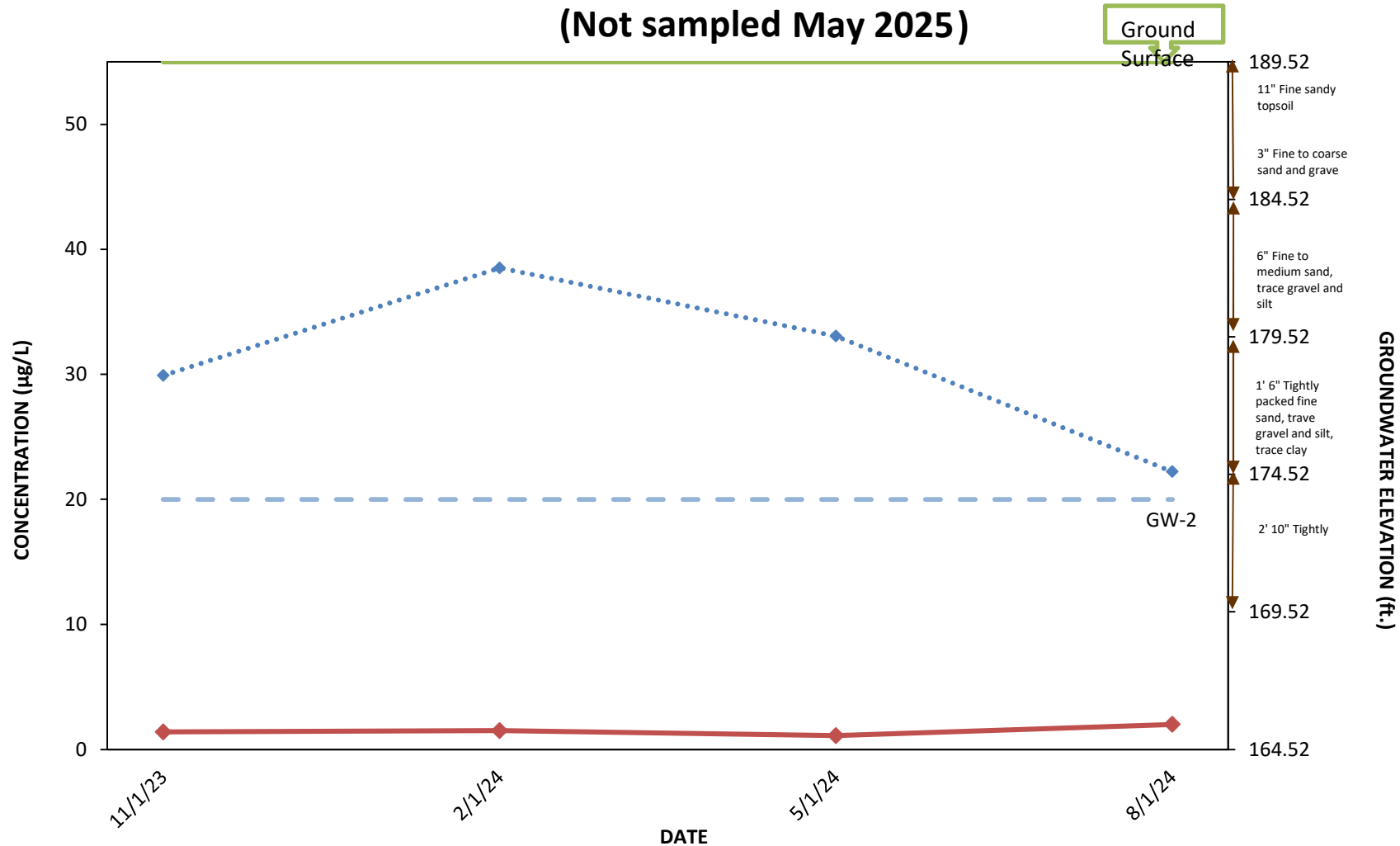

Date	11/28/23	2/14/24	5/29/24	8/24/24	Post-ISCO Avg
PCE Conc.	1.4	1.5	1.1	2.0	1.48
GW Elevation	178.12	182.03	179.55	174.62	180.18

Notes:
1. The Massachusetts Contingency Plan (MCP; 310 CMR 40.0000) Method 1 Cleanup Standards were revised in

PCE Conc. — GW-2 — GW Elevation — Ground Surface

Weston & Sampson

SPD-MW-601 AVERAGE PCE CONCENTRATION
(Not sampled May 2025)

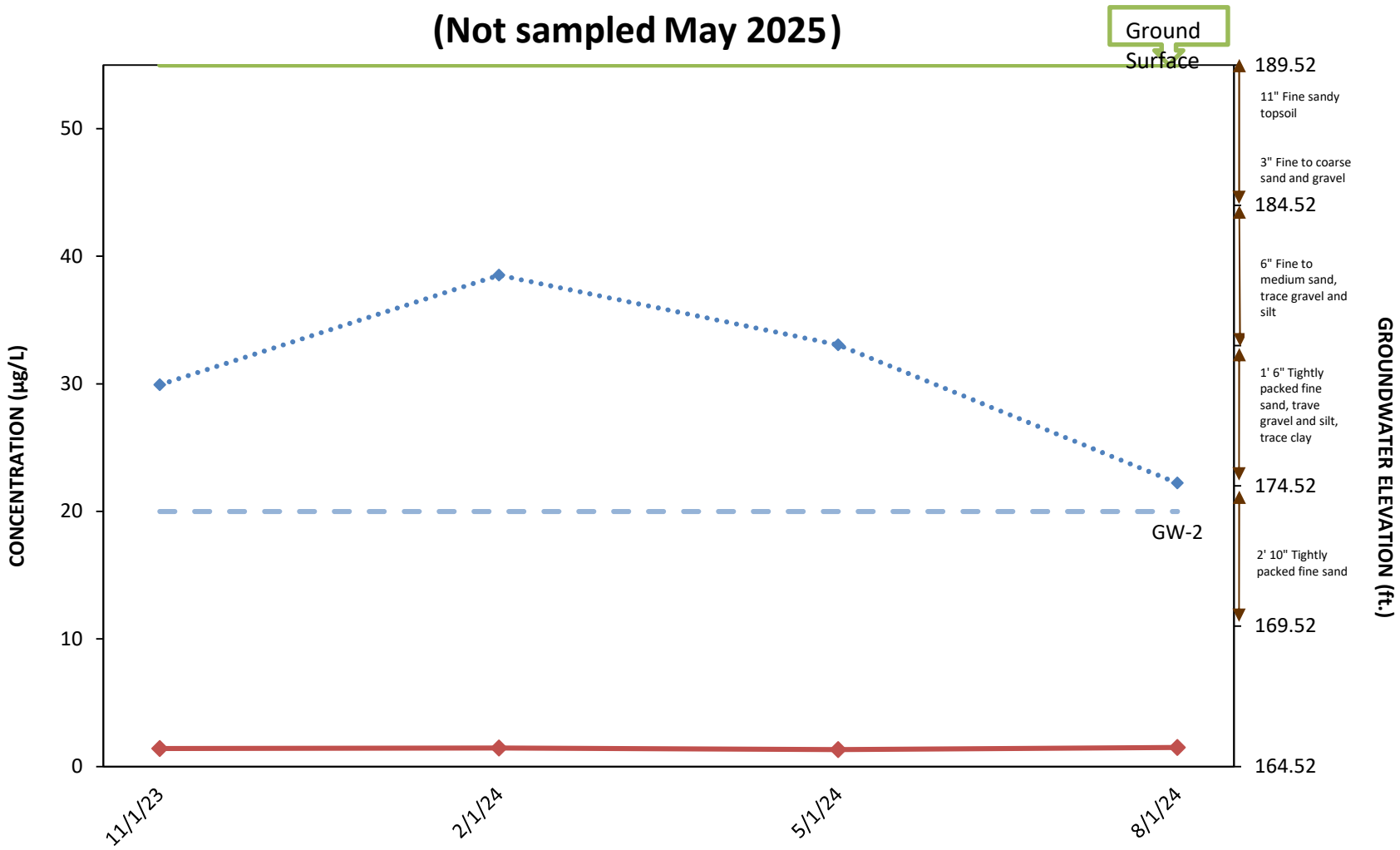

Date	11/28/23	2/14/24	5/29/24	8/24/24
PCE Conc.	1.40	1.45	1.33	1.50
GW Elevation	178.12	182.03	180.68	180.18

Rolling Average — GW-2 — GW Elevation — Ground Surface

Notes:
1. The Massachusetts Contingency Plan (MCP; 310 CMR 40.0000) Method 1 Cleanup Standards were revised in

Weston & Sampson