



# Maine Agriculture in the Classroom Apple Resource Page

[www.MaineAgintheClassroom.org](http://www.MaineAgintheClassroom.org)



## Apple Activities!



- **Farm Pop Ups:** Students use this template to create a pop-up game to reinforce agricultural concepts concerning various plants and animals. Templates are available for apples, cows, dairy, pigs, sheep, and turkeys. Teachers can use the blank template to create their own pop-ups to reinforce concepts and understanding for any area of study.
- **Taste Testing** - Choose different varieties of apples and have students sample and compare. Find the favorites and graph the results.
- **Brainstorm** as a class different apple products, types of apples, what apples make you think of. Use these words to create apple poetry, or a class book with apple facts.
- **Apple Math Activities** - fractions, symmetry, estimating, graphing, circumference!
- **Recipes** - Make applesauce as a class or another favorite apple recipe. You can also take this time to talk about apple nutrition!
- **Visit to a farm, orchard, or garden** - show students pictures, tools, produce, canned goods, etc. from a real farm or garden, maybe your own! [www.getrealmaine.com](http://www.getrealmaine.com) has a searchable list of farms!
- **Identify parts of an apple** - Cut apples in half and have students examine the inside of the fruit. They can then create their own apple models.



Teachers can register for a **Harvest of Curricula** to support Maine Farmers and producers, and harvest of the month! For direct delivery to your inbox

**[Sign up here!](#)**



Funding from this Specialty License plate and the Department of Agriculture, Conservation and Forestry supports teacher curriculum materials connecting classrooms to the HARVEST OF THE MONTH project! Please thank everyone you know with this plate!



## Suggested MAITC Lesson Plans for Educators (Aligned to State & National Standards)

[www.TeachMEFoodandFarms.org](http://www.TeachMEFoodandFarms.org)

- **Apples.** Grades 2-5. Students will be able to explain the history of apples growing in the United States and locate orchards on a Maine map. They will increase their awareness of the environment and nutrition by writing a public service announcement for elementary students about the health benefits of apples. Students also will participate in math strategies and composting activities involving apples.
- **Johnny Appleseed Would Be Proud.** Grades 9-12. Students will be able to diagnose and develop an action plan for control of an apple disease using their resources. Apple diseases will be discussed and students will be able to use the internet, articles and pictures to identify the disease. Using Integrated Pest Management methods they will create outlines and visual aids to present to the class.





LESSONS FROM THE

# National Agriculture in the Classroom

## CURRICULUM MATRIX

Searchable directly from the MAITC Home page












## October is Apple Month!

Check out these great Agriculture lessons from our  
National Ag Literacy Curriculum Matrix



- [A is for Apples](#). Grades K-2. Students will use the five senses to investigate apples, identify and model the parts of an apple, make applesauce, and learn how apples are grown.
- [Freshest Fruits](#). Grades K-2. Students will learn about where fruits grow and their nutritional value by completing an activity to observe the size, shape, texture, and seeds of various fruits.
- [An Apple a Day Keeps the Doctor Away](#). Grades 3-5. Students will explore organic and conventional farming practices by analyzing multimedia texts to investigate the differences between conventionally and organically grown apples.
- [Apple Science: Comparing Apples and Onions](#). Grades 3-5. Students will explore heredity concepts by comparing observable traits of apples and onions, collecting data on the traits of different apple varieties, and learning about apple production. Additional activities include hands-on methods for testing apple ripeness.
- [The Farmer Grows a Rainbow: High Five Burger](#). Grades 3-5. Students will understand that all food has an agricultural source that has a geographic origin.
- [Where Does it Come From?](#) Grades 3-5. Students will explore the connection between geography, climate, and the type of agriculture in an area by reading background information and census data about the agricultural commodities beef, potatoes, apples, wheat, corn, and milk.
- [Apple Genetics: A Tasty Phenomena](#). Grades 6-8. Using the context of apples, students will apply their knowledge of heredity and genetics to explain how new varieties are developed and propagated to meet the demand for a tasty, uniform, consistent product.
- [FoodMASTER Middle: Fruits](#). Grades 6-8. Students will learn the concept of enzymatic browning and methods for decreasing enzymatic oxidation by observing three types of fruit. Students will also understand the relationship between oxidation and antioxidants and the role fruits play in health and nutrition.
- [Apples and the Science of Selection](#). Grades 9-12. Students will distinguish between natural and artificial selection and use a student-centered learning activity to see how science has used both asexual and sexual plant reproduction methods to first create different varieties of apples; and then to produce the final product commercially.

## Great Books about Apples!



Check out these great apple videos!  
Sign up for our newsletter [here!](#)



[APPLE: How Does it Grow?](#)



[Wacky Apple Educational Video](#)



[Growing Maine—Treworgy Family Orchards](#)

