



Lesson 1
Read, write, and "X" it.

1.	club c l u b			
2.	flip _ _ _ _			
3.	class _ _ _ _			
4.	blot _ _ _ _			
5.	glad _ _ _ _			
6.	clam _ _ _ _			
7.	clip _ _ _ _			

"X" the same word.

1.	blob	blab	plop	blob
2.	clad	clap	clad	glad
3.	flop	flap	flab	flop
4.	glib	glib	glad	glob
5.	bliss	gloss	bless	bliss
6.	clog	clod	clog	clap
7.	glum	slum	glum	plum

Match and write it.

glad

~~cliff~~

flag

class

flip

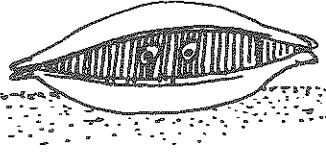
clam

1.




The cliff has a flat top.

2.



I can dig for a _____.

3.




The red _____ flaps.

4.



Sis can do a _____ off the dock.

5.



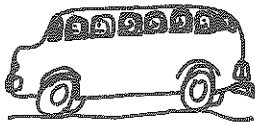
Glen sits in the _____.

6.



Pip is _____ he will pass.

○ it.



bliss
bus
best




fat
flat
flit



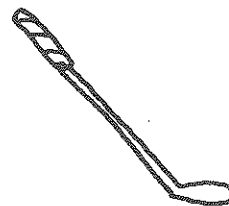
clip
cliff
crib



clap
clip
clam



bled
glad
flag



blot
blab
club





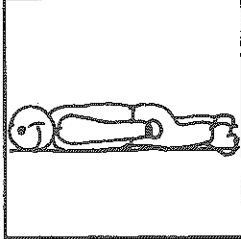
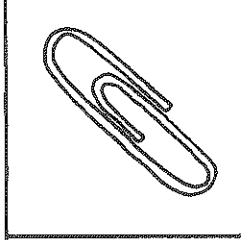



glass
bless
gas



flex
fix
fluff






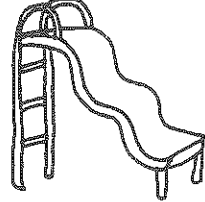





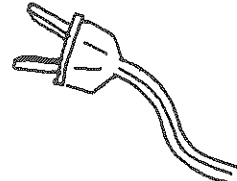





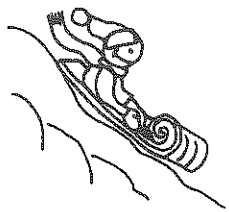



Spell it.

Write it.

1.		cl c	u i	zz ff	<i>cliff</i>
2.		g gl	a e	ss ll	
3.		bl fl	o a	m t	
4.		cl gl	i o	p b	
5.		f fl	a i	ll p	
6.		cl gl	u a	p d	
7.		c cl	a e	m n	

Lesson 2


Read, write, and "X" it.

1.	smog ____ _			
2.	slap ____ _			
3.	snap ____ _			
4.	plum ____ _			
5.	slam ____ _			
6.	slop ____ _			
7.	smell ____ _			

"X" the same word.

1.	plod	plot	plod	blob
2.	slab	slid	slag	slab
3.	snit	smut	snit	slit
4.	snag	snag	smog	snap
5.	slot	slit	slat	slot
6.	smog	smug	smog	snug
7.	snub	snob	snub	shrub


○ it.




smog
snob
slob




slum
slim
slam



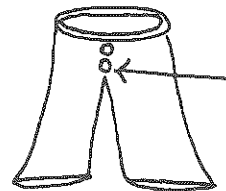
slam
slap
slim



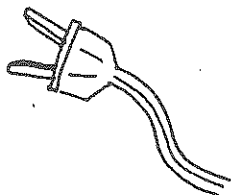
slid
slap
slug




slit
slap
slid



snap
snip
sniff



plug
plod
glop



slop
slap
slip

Spell it.


Write it.

1.




sm sn i e ll t

2.



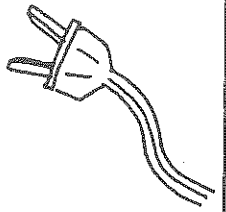
sl sn a o p d

3.




sn s i e g p

4.




sl pl u a g s

5.




s sl o i d p

6.



sl sn a o p g




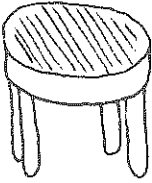

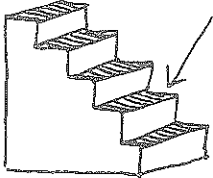




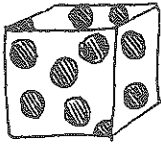
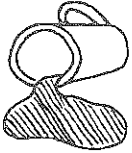


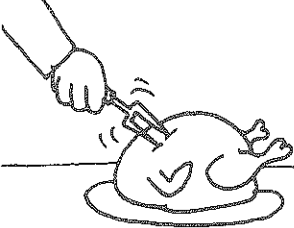


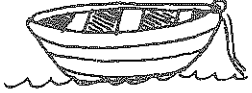
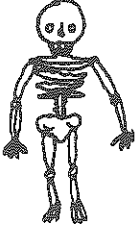

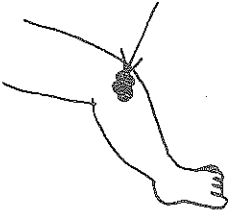
7.




sl pl i a m n

Lesson 3

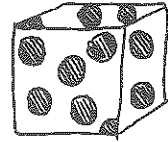
Read, write, and "X" it.

1. skip _____			
2. stem _____			
3. skull _____			
4. spun _____			
5. stab _____			
6. skin _____			
7. scab _____			


○ it.



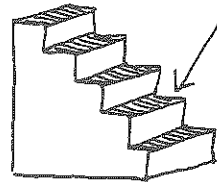
stiff
skiff
stop



pots
spots
spits



skill
staff
stuff



step
stop
stub



skid
kids
spin



skull
kills
skill



spit
spill
pills

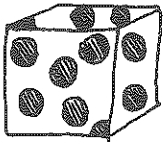


sped
spot
spud

Spell it.

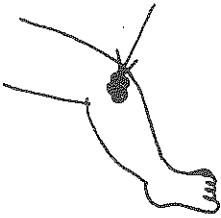
Write it.

1.




sp sk o a ss ts

2.



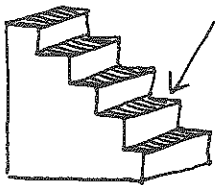
s sc a i b d

3.



sp st o u n m

4.




st sk e i d p

5.



s sp i e ff ll

6.



st sc e a t m






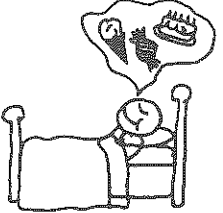





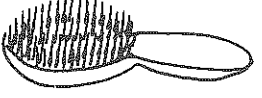







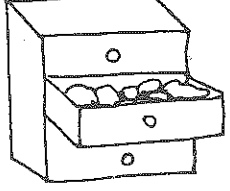

7.



sk s u i m n

Lesson 4

Read, write, and "X" it.

1.	grill -----			
2.	drum -----			
3.	frill -----			
4.	grin -----			
5.	drag -----			
6.	crab -----			
7.	drop -----			

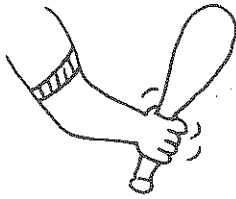
○ it.



drip
drill
dress



crib
crab
club




grit
grip
prep



cross
dress
press



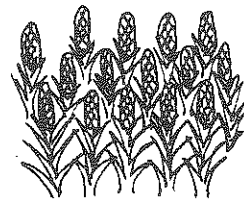
drab
grab
brag



frog
drug
gruff



grip
prim
drips



crop
crag
crib

Name: _____

Date: _____

CHAPTER
7

Numbers to 20

Lesson 1 Counting to 20

Write the numbers.

1.

10

5

2.

10

5

Name: _____

Date: _____

3.


10

4.

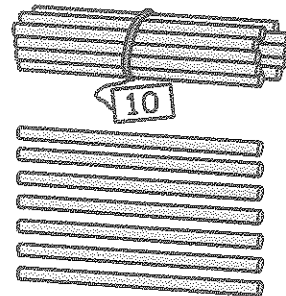
10

Count and write the number.

5.



6.

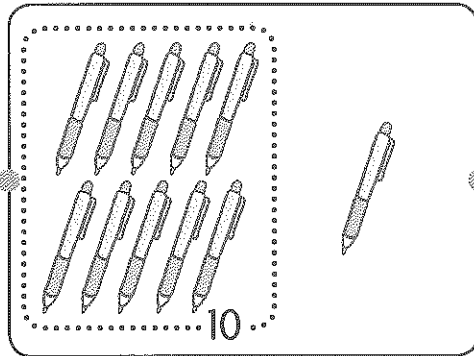


Name: _____

Date: _____

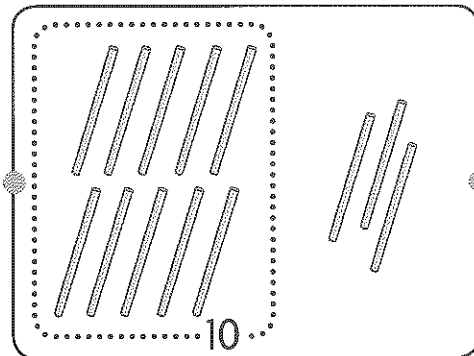
Match each number and word to the correct picture.

7. thirteen ●



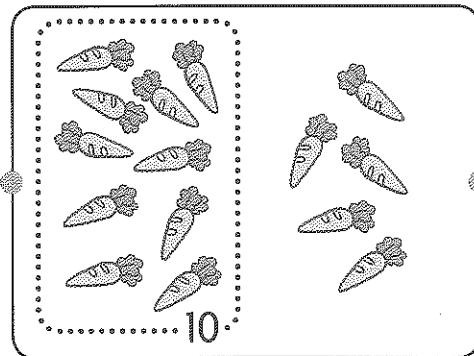
● 15

8. twenty ●



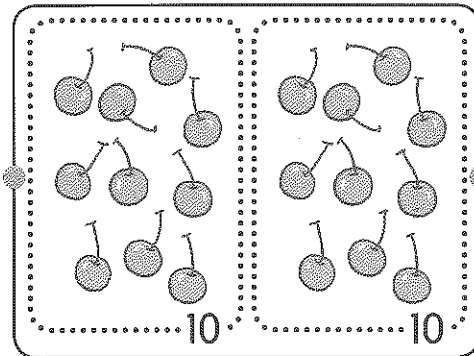
● 11

9. eleven ●



● 13

10. fifteen ●



● 20


Name: _____

Date: _____

Count.

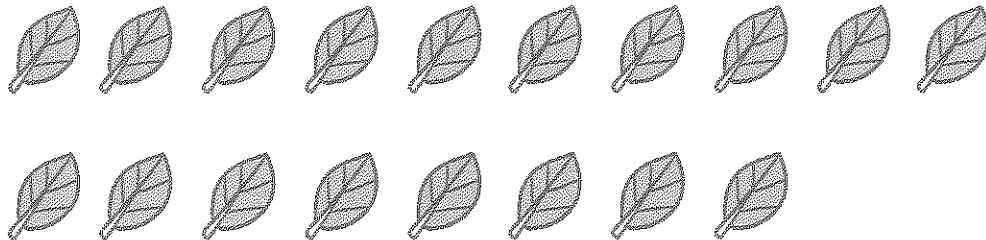
Circle the correct number.

11.



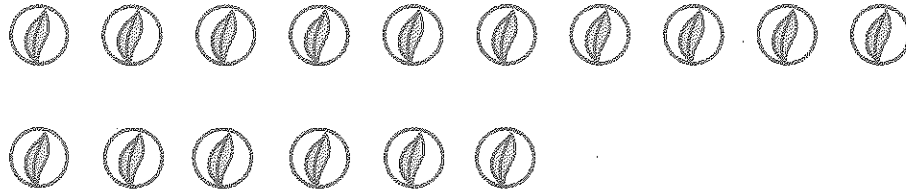
11 12 13

12.



18 19 20

13.



15 16 17

Name: _____

Date: _____

14.




12

13

14

15.




17

18

19

16.



18

19

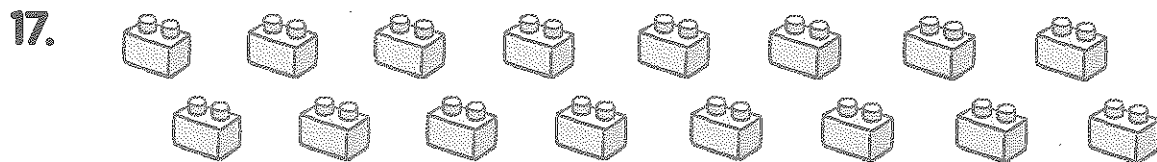
20

Name: _____

Date: _____

Circle to make a ten.


Fill in the blanks.




10 and 6 make _____.



_____ is 10 and 5.



10 and 4 make _____.



_____ and 10 make 13.



10 and _____ make 10.

Name: _____


Date: _____

Lesson 2 Place Value

Look at the pictures.


Fill in the blanks.

1.





13 = _____ ten _____ ones

2.



16 = _____ ten _____ ones

3.



12 = _____ ten _____ ones

© Marshall Cavendish International (Singapore) Private Limited
© Marshall Cavendish International (Singapore) Private Limited

Name: _____

Date: _____

Fill in the place-value charts.

4.

	Tens	Ones
18		

5.

	Tens	Ones
12		

6.

	Tens	Ones
20		

7.

	Tens	Ones
17		

Fill in the blanks.

8.


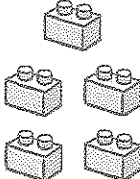
	Tens	Ones
	1	0

9.

	Tens	Ones
	2	8

Count.

10.

Tens	Ones
	

11.

Tens	Ones
