

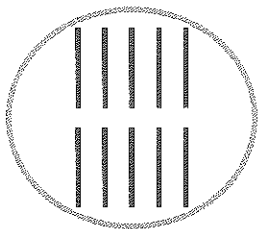
Worksheet 2 Place Value

Circle a group of ten.

Count on.

Then fill in the place-value charts.


Example



Tens	Ones
1	3


place-value chart

1.



Tens	Ones

2.



Tens	Ones

Name: _____

Date: _____

Fill in the blanks and the place-value charts.

Example

$$16 = \underline{1} \text{ ten } \underline{\quad} \text{ ones}$$

Tens	Ones
1	

3. $13 = \underline{\quad} \text{ ten } \underline{\quad} \text{ ones}$

Tens	Ones

4. $18 = \underline{\quad} \text{ ten } \underline{\quad} \text{ ones}$

Tens	Ones

5. $17 = \underline{\quad} \text{ ten } \underline{\quad} \text{ ones}$

Tens	Ones

Name: _____

Date: _____

Show the number.

Draw for tens and for ones.

Example

15 = 1 ten 5 ones

Tens	Ones
<input type="checkbox"/>	<input type="checkbox"/> <input type="checkbox"/> <input type="checkbox"/> <input type="checkbox"/> <input type="checkbox"/>

6. 19 = _____ ten _____ ones

Tens	Ones

Name: _____

Date: _____

7. $12 =$ _____ ten _____ ones

Tens	Ones

8. $14 =$ _____ ten _____ ones


Tens	Ones

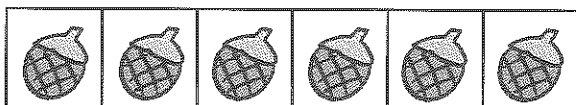
Worksheet 3 Comparing Numbers

Compare.


Check (✓) the box that has more items.

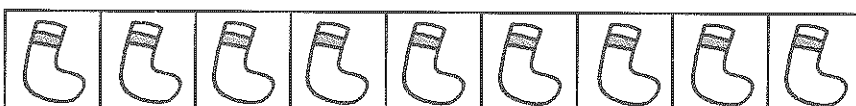
1.





2.





Fill in the blanks.

3. Write two numbers that are greater than 7.

_____, _____

4. Write two numbers that are less than 6.

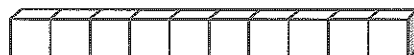

_____, _____

5. 3 more than 8 is _____.

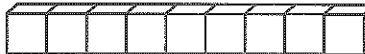
6. 4 less than 9 is _____.

Count.**Write the numbers in the boxes.****Then fill in the blanks.****Example**Set A  

15

Set B  

12

Set A has 3 more than Set B.Set B has 3 fewer than Set B.7. Set A  Set B  

Set A has _____ more than Set B.

Set B has _____ fewer than Set A.

8. Set A  Set B  

Set A has _____ more than Set B.

Set B has _____ fewer than Set A.

Name: _____

Date: _____

9.

Set A



Set B



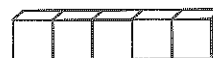
Set _____ has _____ more than Set _____.

10.

Set A



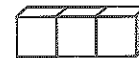
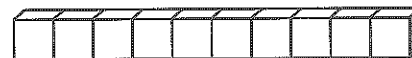
Set B



Set _____ has _____ more than Set _____.

11.

Set A



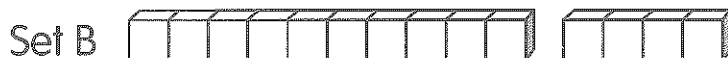
Set B



Set _____ has _____ fewer than Set _____.

Count.**Write the numbers in the boxes.****Then fill in the blanks.****Example**

16



14

Set A has 2 more than Set B.16 is greater than 14.14 is less than 16.

Set A has _____ more than Set B.

_____ is greater than _____.

_____ is less than _____.

Name: _____

Date: _____

13. Set A 

Set B 

Set A has _____ more than Set B.

_____ is greater than _____.

_____ is less than _____.

14. Set A 

Set B 

Set B has _____ fewer than Set A.

_____ is greater than _____.

_____ is less than _____.

15. Set A 

Set B 

Set A has _____ fewer than Set B.

_____ is greater than _____.

_____ is less than _____.

Name: _____

Date: _____

Complete the place-value charts.

Compare.

Then fill in the blanks.

16.

Tens	Ones
1	6
□	□ □ □ □ □ □

Tens	Ones
□	□ □ □ □ □ □ □ □ □

_____ is greater than _____.

_____ is less than _____.

17.

Tens	Ones
□	□ □ □ □

Tens	Ones
□	□ □ □ □ □ □ □ □

_____ is greater than _____.

_____ is less than _____.

Compare.

Use place value to help you.

Write the number that is less in the box.

18. 20 or 10

19. 20 or 19

Write the number that is greater in the box.

20. 20 or 17

21. 20 or 13

Write the number that is less in the box.

22. 19 or 11

23. 13 or 18

Write the number that is greater in the box.


24. 14 or 13



25. 16 or 11



Compare the numbers.
Use place value to help you.
Fill in the blanks.

Example

Compare 20, 14, and 18.

Tens	Ones
2	0
	

Tens	Ones
1	4
	

Tens	Ones
1	8
	

20 is the **greatest** number.

14 is the **least** number.

26. Compare 13, 20, and 19.

_____ is the greatest number.

_____ is the least number.

27. Compare 16, 18, and 13.

_____ is the greatest number.

_____ is the least number.

Worksheet 4 Making Patterns and Ordering Numbers

Complete the number pattern.

Count on.

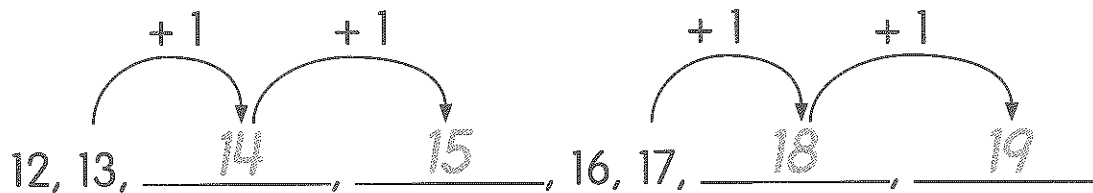
1. 2, _____, 4, 5, _____, _____, 8

Count back.

2. _____, 9, 8, _____, _____, 5

Complete the number patterns.

Example



3. 15, _____, _____, _____, 19, 20

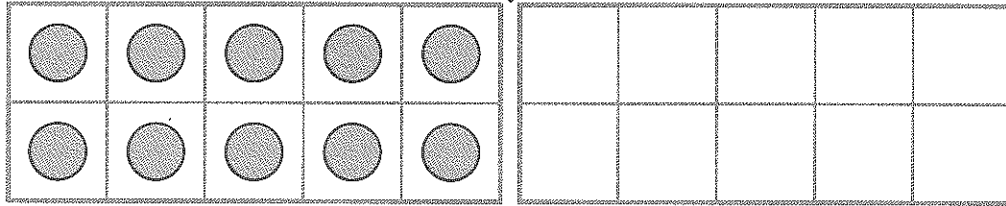
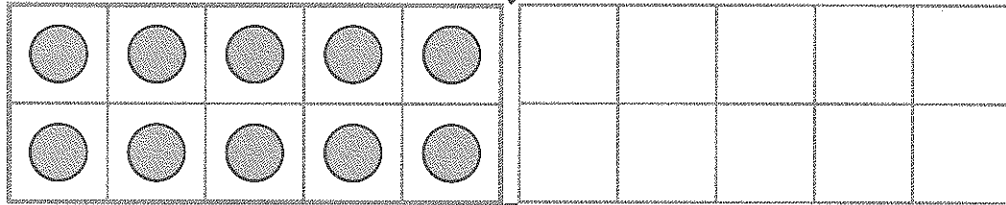
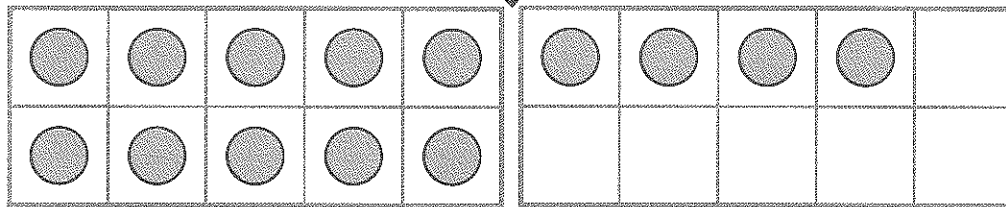
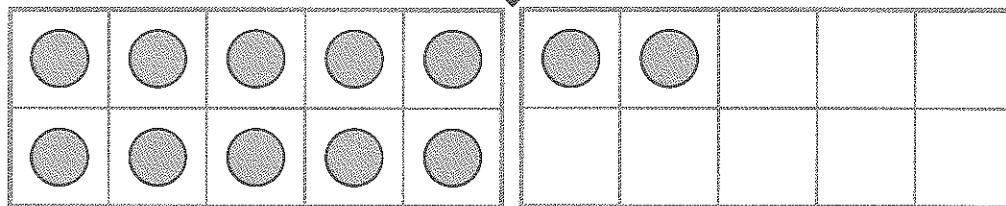
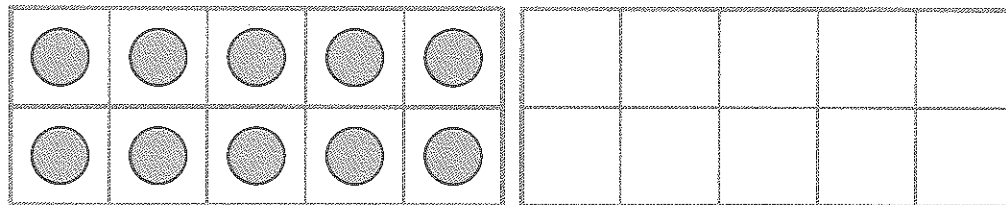
4. 19, 18, _____, _____, _____, _____


5. 12, 14, _____, _____, 20


6. 17, _____, 13, 11, _____, _____

The first three ten frames begin a pattern.
 Draw  in the ten frames to complete the pattern.

7.

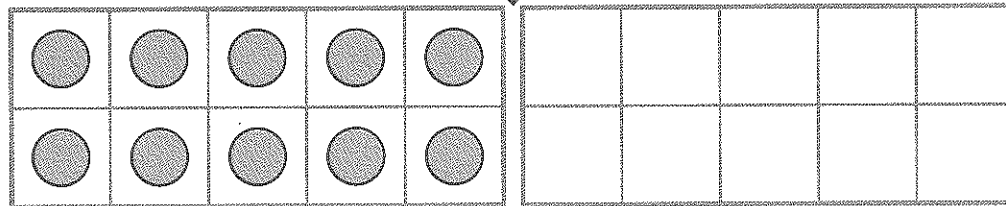
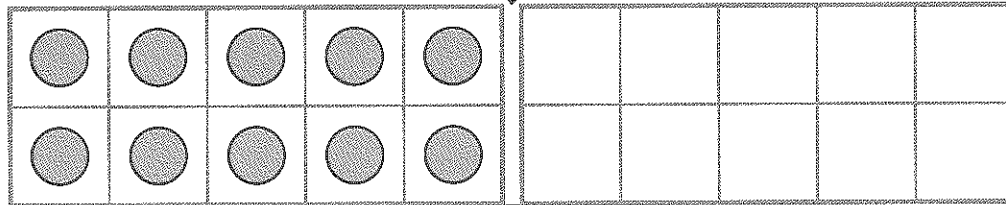
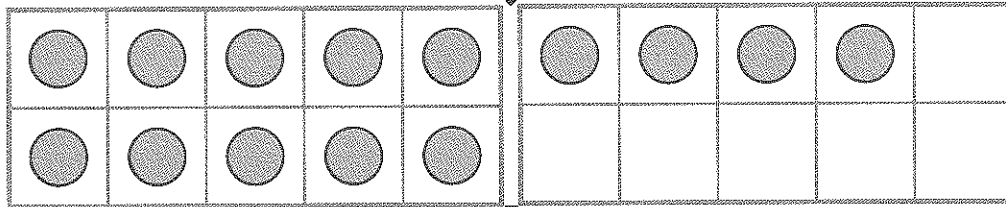
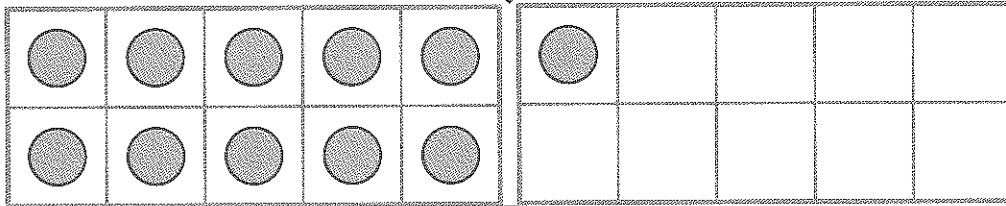



Are we adding more ?
 How many do we add
 each time?



The first three ten frames begin a pattern.
 Draw ○ in the ten frames to complete the pattern.

8.



Name: _____

Date: _____

Count on from the greater number.

9. _____ is 1 more than 3.

10. _____ is 2 more than 4.

Count back from the greater number.

11. _____ is 3 less than 8.

12. _____ is 5 less than 10.

13. Draw to show 3 less than 17.

--	--	--	--	--	--	--	--	--	--



--	--	--	--	--	--	--	--	--	--

--

Name: _____

Date: _____

14. Draw to show 4 more than 14.



Order the numbers from greatest to least.

15. 14 16 20

_____, _____, _____
greatest least

Order the numbers from least to greatest.

16. 15 12 18

_____, _____, _____
least greatest


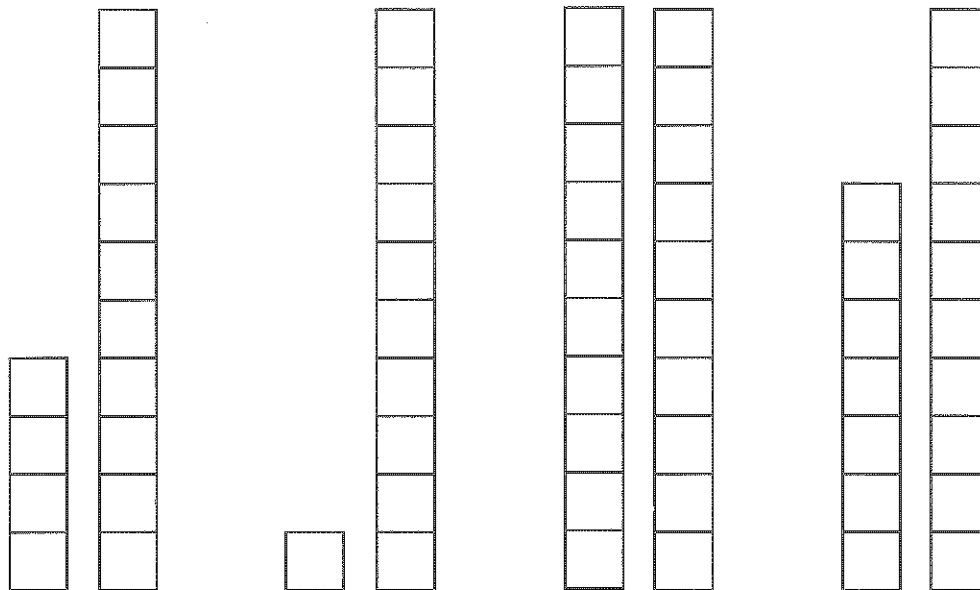
Name: _____

Date: _____





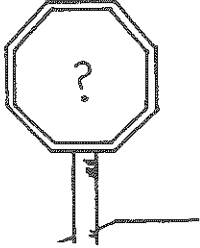
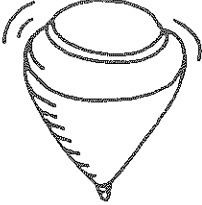
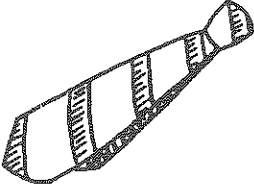

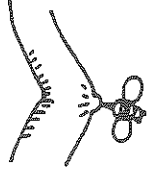



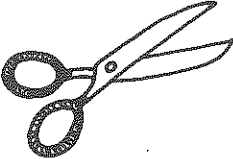




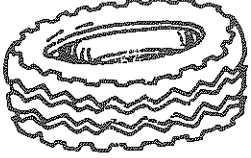
Count and order the .

Draw them in the box to make a pattern.





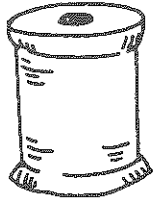
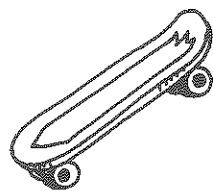









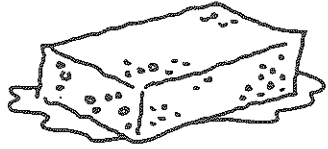


17.












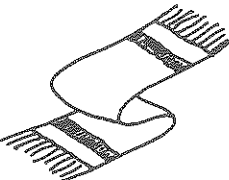


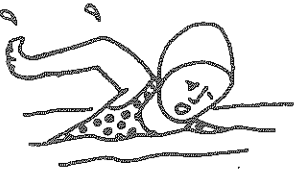
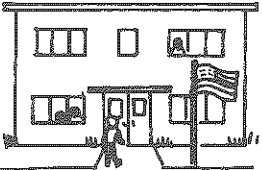



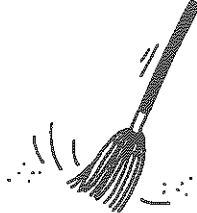
SORT 18 s, t, and st Blend

<p>s </p>	<p>t </p>	<p>st </p>
		
	<p>6 </p>	
		
		
		



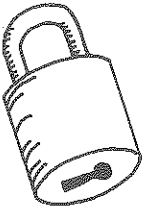
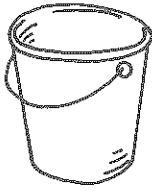

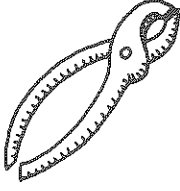

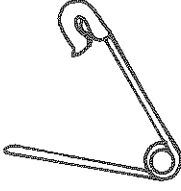
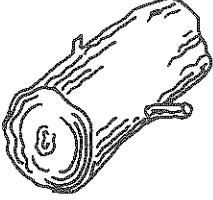
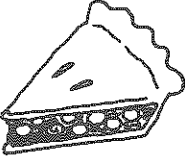






SORT 19 *sp, sk, and sm* Blends

<p>sp </p>	<p>sk </p>	<p>sm </p>
		
		
		
		
		



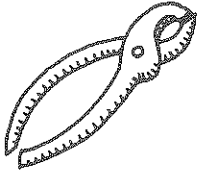



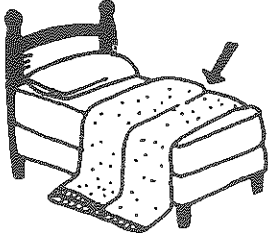






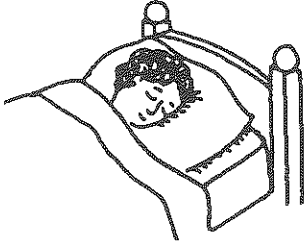
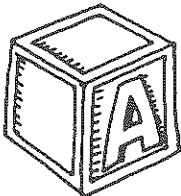


SORT 20 *sc, sn, and sw* Blends

<p>sc </p>	<p>sn </p>	<p>sw </p>
		
		
		
		
		













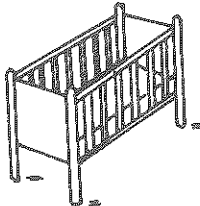
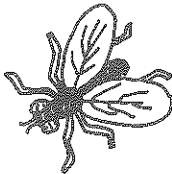





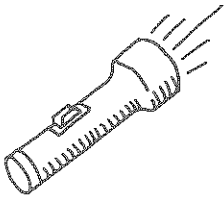

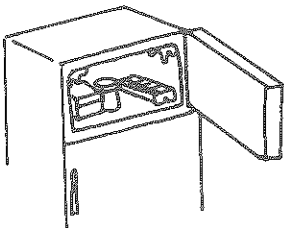


SORT 21 p, l, and pl Blend

<p>p </p>	<p>l </p>	<p>pl $2+1=3$</p>
		
		
		
		
	<p>$2+2=4$</p>	

SORT 22 *pl, sl, and bl* Blends

<p>sl </p>	<p>bl </p>	<p>pl 2+1=3</p>
		
		
		
		
		









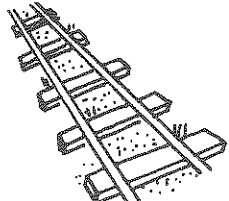
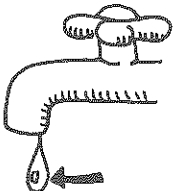
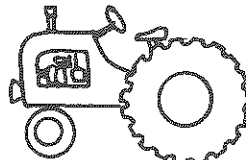

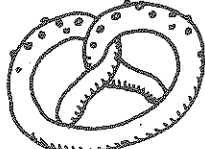




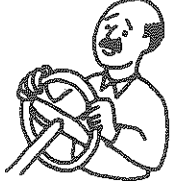
SORT 23 *cr, cl, fl, and fr* Blends

<p>cr </p>	<p>cl </p>	<p>fr </p>	<p>fl </p>
			
			
			
			
			

SORT 24 *bl, br, gr, and gl* Blends





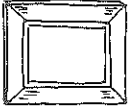









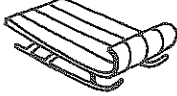





<p>br </p>	<p>bl </p>	<p>gr </p>	<p>gl </p>
			
			
			
			
			

SORT 25 *pr, tr, and dr* Blends

<p>pr </p>	<p>dr </p>	<p>tr </p>
		
		
		
		
		

Spell Check 4 Assessment for Blends

Name _____

<p>1</p>  <p>_____</p>	<p>2</p>  <p>_____</p>	<p>3</p>  <p>_____</p>	<p>4</p>  <p>_____</p>
<p>5</p>  <p>_____</p>	<p>6</p>  <p>_____</p>	<p>7</p>  <p>_____</p>	<p>8</p>  <p>_____</p>
<p>9</p>  <p>_____</p>	<p>10</p>  <p>_____</p>	<p>11</p>  <p>_____</p>	<p>12</p>  <p>_____</p>
<p>13</p>  <p>_____</p>	<p>14</p>  <p>_____</p>	<p>15</p>  <p>_____</p>	<p>16</p>  <p>_____</p>
<p>17</p>  <p>_____</p>	<p>18</p>  <p>_____</p>	<p>19</p>  <p>_____</p>	<p>20</p>  <p>_____</p>