














# EARLY CHILDHOOD CARE & EDUCATION BADGE INITIATIVE

**2023 - 2024 GUIDE**

## TABLE OF CONTENTS:

	Badge Overview	<b>2</b>
	How to Apply	<b>3</b>
	Business Practices Badge	<b>4</b>
	Child Development Badge	<b>5</b>
	Environments, Curriculum & Instruction Badge	<b>6</b>
	Health, Safety, & Wellness Badge	<b>7</b>
	Inclusion & Diversity Badge	<b>8</b>
	Partnerships with Families & Communities Badge	<b>9</b>
	Montessori Badge	<b>10</b>
	Pyramid Model Badge	<b>11</b>
	Frequently Asked Questions (FAQs)	<b>12</b>

# BADGE INITIATIVE OVERVIEW

## WHAT IS A BADGE?

IdahoSTARS badges provide recognition for the completion of targeted professional development activities. Each badge represents a different domain of child development or specialized area of accomplishment. Badges follow national trends for increasing quality practices by combining learning and doing. Earn points through IdahoSTARS training, Targeted Technical Assistance, cohorts, and/or coaching cycles. Points are also available for some certifications, credentials, employment history and academic credits. Badges provide equitable access to professional development recognition. Badges are individualized, descriptive and marketable.

## HOW TO EARN A BADGE

Each badge is awarded by earning any combination of at least 10 points through approved activities. Approved activities fall into three categories: Learning, Doing, and Employment Longevity. To earn a badge, you must complete an activity and earn at least one point through a Learning activity and at least one point earned through a Doing activity. Some points fall into Learning & Doing category and fulfill both Learning and Doing requirements.

Each badge is recognized by a certificate available in "My Documents" in RISE. Each badge may be earned one time. Click on 'Submit a Document for Approval' from your Dashboard to navigate to "My Documents."

### Examples of Badge Point Combinations:

- 2 TTA/Training Packages (8 points) + 2 years at the same program (2 points) = 10 pts
- 35 training hours (7 points) + 1 TTA (2 points) + 1 year at the same program (1 point) = 10 pts
- 40 training hours (8 points) + 2 Coaching Cycles (2 points) = 10 pts

## ELIGIBILITY

Child care providers with a verified PDS level are eligible to apply for a badge certificate. Is your PDS Level 1 - unverified? Upload proof of your highest level of education in RISE. If you don't have your diploma, contact [PDS@idahoaeyc.org](mailto:PDS@idahoaeyc.org) for an exemption form.

## RECOGNITION

For providers who are eligible for incentives AND have a verified PDS Level, a \$100 recognition will be awarded for up to two badges. All IdahoSTARS financial recognitions are contingent upon funding availability and eligibility requirements.

**\$100/BADGE**  
**FOR UP TO TWO BADGES**

**Questions? Reach out to 211 and ask for the IdahoSTARS Training Office or email [trainingoffice@idahostars.org](mailto:trainingoffice@idahostars.org)**

# APPLICATION INFORMATION

**Before applying for your badge certificate, please complete the following:**

- Review the information for the specific badge you wish to apply for and complete 10 points worth of approved activities.
- Upload proof of your highest level of education in RISE. If you need assistance or don't have your diploma, contact PDS@idahoaeys.org. There are also tutorials in the RISE Help Section under the "My RISE Account" tile.
- Upload a W-9 to your RISE profile. Your W-9 must be approved in order to receive payment, and you can check for approval through your RISE alerts or under "My Documents." Click on 'Submit a Document for Approval' from your Dashboard to navigate to "My Documents."
- Check that you are eligible for financial incentives in RISE (you may still receive a badge if you are not eligible, but you won't receive a financial award).

**Follow the link or QR code to complete an application:**

<https://app.smartsheet.com/b/form/e3027541cc7a4c46921314cdf35e103b>



**NOTE: If you receive over \$600 in financial incentives from IdahoSTARS within a calendar year, you will receive an IRS Form 1099. This may affect your income reporting and taxes. Consult a tax professional if you have questions.**



# BUSINESS PRACTICES BADGE

**Earn by completing a combination of at least 10 points through approved activities.**

At least one point **must** be earned through a Learning activity, and at least one point **must** be earned through a Doing activity. Some points fall into the Learning & Doing category and fulfills both Learning and Doing requirements. See Page 2 for example combinations.

## LEARNING & DOING ACTIVITIES

Complete TTA\*\* / Training packages in the Business Practices domain.

**4 PTS /PACKAGE**

(For activity package options, go [HERE](#) or to the Help section in RISE, then navigate to Professional Development System (PDS) tile > Badges > TTA Training Packages.)

Complete 3 or more Business Practice Cohort Sessions since July 1, 2021.

**12 PTS**

### LEARNING ACTIVITIES

Upload a current Director's credential/certification.

**9 PTS**

- NICCM National Administrative Credential
- McCormick Aim4Excellence National Director Credential
- Childcare Education Institute Director's Certificate

Complete Human Resource Practices in Child Care Businesses training since July 1, 2013.

**1 PT**

Complete approved IdahoSTARS training hours in the Business Practices domain since July 1, 2013.

**1 PT/5 HRS**

Complete 1 academic credit\* in the Business Practices domain (1 credit = 15 training hours).

**3 PTS/CREDIT**

### DOING ACTIVITIES

Complete a coaching cycle (not related to a TTA) in the Business Practices domain since July 1, 2021.

**1 PT /CYCLE**

Complete a TTA\*\* in the Business Practices domain since July 1, 2021.

**2 PT /TTA**

## EMPLOYMENT LONGEVITY

Demonstrate continuous employment at the same Idaho child care site for the last 12 months, based on the date of your application.

**1 PT**

Demonstrate continuous employment at the same Idaho child care site for the last 24 months, based on the date of your application.

**2 PT**

\*Academic credits will count toward badges based on course prefix and class title. For more information or steps on how to request a manual review of your course syllabus see Help Section in RISE under the Professional Development System (PDS) tile.

\*\*PLEASE NOTE: TTAs are provided based on IdahoSTARS staff availability. Professionals may only participate in one TTA at a time.



## CHILD DEVELOPMENT BADGE

**Earn by completing a combination of at least 10 points through approved activities.**

At least one point **must** be earned through a Learning activity, and at least one point **must** be earned through a Doing activity. Some points fall into the Learning & Doing category and fulfills both Learning and Doing requirements. See Page 2 for example combinations.

### LEARNING & DOING ACTIVITIES

Complete TTA\*\* / Training package in the Child Development domain.

**4 PTS /PACKAGE**

(For activity package options, go [HERE](#) or to the Help section in RISE, then navigate to Professional Development System (PDS) file > Badges > TTA Training Packages.)

#### LEARNING ACTIVITIES

Complete approved IdahoSTARS training hours in the Child Development domain since July 1, 2021.

**1 PT /5 HRS**

Complete 1 academic credit\* in the Child Development domain. (1 credit = 15 training hours)

**3 PTS/CREDIT**

#### DOING ACTIVITIES

Complete a coaching cycle (not related to a TTA) in the Child Development domain since July 1, 2021.

**1 PT /CYCLE**

Complete TTA\*\* in the Child Development domain since July 1, 2021.

**2 PTS /TTA**

### EMPLOYMENT LONGEVITY

Demonstrate continuous employment at the same Idaho child care site for the last 12 months, based on the date of your application.


**1 PT**

Demonstrate continuous employment at the same Idaho child care site for the last 24 months, based on the date of your application.

**2 PT**

\*Academic credits will count toward badges based on course prefix and class title. For more information or steps on how to request a manual review of your course syllabus see Help Section in RISE under the Professional Development System (PDS) file.

\*\*PLEASE NOTE: TTAs are provided based on IdahoSTARS staff availability. Professionals may only participate in one TTA at a time.



## ENVIRONMENTS, CURRICULUM & INSTRUCTION BADGE

**Earn by completing a combination of at least 10 points through approved activities.**

At least one point **must** be earned through a Learning activity, and at least one point **must** be earned through a Doing activity. Some points fall into the Learning & Doing category and fulfills both Learning and Doing requirements. See Page 2 for example combinations.

*Note: If you already have an Environments OR Curriculum & Instruction badge, you can apply for this combined badge. If you already have both badges, you are not eligible for this combined badge.*

### LEARNING & DOING ACTIVITIES

Complete TTA\*\* / Training package in the Environments OR Curriculum & Instruction domain.

**4 PTS /PACKAGE**

(For activity package options, go [HERE](#) or to the Help section in RISE, then navigate to Professional Development System (PDS) tile > Badges > TTA Training Packages.)

#### LEARNING ACTIVITIES

Complete approved IdahoSTARS training hours in the Environments OR Curriculum & Instruction domain since July 1, 2021.

**1 PT /5 HRS**

Complete 1 academic credit\* in the Environments OR Curriculum & Instruction domain.  
(1 credit = 15 training hours)

**3 PTS/CREDIT**

#### DOING ACTIVITIES

Complete a coaching cycle (not related to a TTA) in the Environments OR Curriculum & Instruction domain since July 1, 2021.

**1 PT /CYCLE**

Complete a TTA\*\* in the Environments OR Curriculum & Instruction domain since July 1, 2021.

**2 PTS /TTA**

### EMPLOYMENT LONGEVITY

Demonstrate continuous employment at the same Idaho child care site for the last 12 months, based on the date of your application.


**1 PT**

Demonstrate continuous employment at the same Idaho child care site for the last 24 months, based on the date of your application.

**2 PT**

\*Academic credits will count toward badges based on course prefix and class title. For more information or steps on how to request a manual review of your course syllabus see Help Section in RISE under the Professional Development System (PDS) tile.

\*\*PLEASE NOTE: TTAs are provided based on IdahoSTARS staff availability. Professionals may only participate in one TTA at a time.



## HEALTH, SAFETY & WELLNESS BADGE

**Earn by completing a combination of at least 10 points through approved activities.**

At least one point **must** be earned through a Learning activity, and at least one point **must** be earned through a Doing activity. Some points fall into the Learning & Doing category and fulfills both Learning and Doing requirements. See Page 2 for example combinations.

### LEARNING & DOING ACTIVITIES

Complete TTA\*\* / Training package in the Health, Safety & Wellness domain.

**4 PTS /PACKAGE**

(For activity package options, go [HERE](#) or to the Help section in RISE, then navigate to Professional Development System (PDS) file > Badges > TTA Training Packages.)

Complete 3 or more Nutrition & Active Play Cohort Sessions since July 1, 2021.

**12 PTS**

#### LEARNING ACTIVITIES

Complete approved IdahoSTARS training hours in the Health, Safety & Wellness domain since July 1, 2021.

**1 PT /5 HRS**

Complete 1 academic credit\* in the Health, Safety & Wellness domain (1 credit = 15 training hours).

**3 PTS/CREDIT**

#### DOING ACTIVITIES

Complete a coaching cycle (not related to a TTA) in the Health, Safety & Wellness domain since July 1, 2021.

**1 PT /CYCLE**

Complete a TTA\*\* in the Health, Safety & Wellness domain since July 1, 2021.

**2 PTS /TTA**

### EMPLOYMENT LONGEVITY

Demonstrate continuous employment at the same Idaho child care site for the last 12 months, based on the date of your application.

**1 PT**

Demonstrate continuous employment at the same Idaho child care site for the last 24 months, based on the date of your application.

**2 PT**

\*Academic credits will count toward badges based on course prefix and class title. For more information or steps on how to request a manual review of your course syllabus see Help Section in RISE under the Professional Development System (PDS) file.

\*\*PLEASE NOTE: TTAs are provided based on IdahoSTARS staff availability. Professionals may only participate in one TTA at a time.





## INCLUSION & DIVERSITY BADGE

**Earn by completing a combination of at least 10 points through approved activities.**

At least one point **must** be earned through a Learning activity, and at least one point **must** be earned through a Doing activity. Some points fall into the Learning & Doing category and fulfills both Learning and Doing requirements. See Page 2 for example combinations.

### LEARNING & DOING ACTIVITIES

Complete TTA\*\* / Training package in the Inclusion & Diversity domain.

**4 PTS /PACKAGE**

(For activity package options, go [HERE](#) or to the Help section in RISE, then navigate to Professional Development System (PDS) file > Badges > TTA Training Packages.)

#### LEARNING ACTIVITIES

Complete approved IdahoSTARS training hours in the Inclusion & Diversity domain since July 1, 2021.

**1 PT /5 HRS**

Complete 1 academic credit\* in the Inclusion & Diversity domain (1 credit = 15 training hours).

**3 PTS/CREDIT**

#### DOING ACTIVITIES

Complete a coaching cycle (not related to a TTA) in the Inclusion & Diversity domain since July 1, 2021.

**1 PT /CYCLE**

Complete a TTA\*\* in the Inclusion & Diversity domain since July 1, 2021.

**2 PTS /TTA**

### EMPLOYMENT LONGEVITY

Demonstrate continuous employment at the same Idaho child care site for the last 12 months, based on the date of your application.

**1 PT**

Demonstrate continuous employment at the same Idaho child care site for the last 24 months, based on the date of your application.

**2 PT**

\*Academic credits will count toward badges based on course prefix and class title. For more information or steps on how to request a manual review of your course syllabus see Help Section in RISE under the Professional Development System (PDS) file.

\*\*PLEASE NOTE: TTAs are provided based on IdahoSTARS staff availability. Professionals may only participate in one TTA at a time.



## PARTNERSHIPS WITH FAMILIES & COMMUNITY BADGE

**Earn by completing a combination of at least 10 points through approved activities.**

At least one point **must** be earned through a Learning activity, and at least one point **must** be earned through a Doing activity. Some points fall into the Learning & Doing category and fulfills both Learning and Doing requirements. See Page 2 for example combinations.

### LEARNING & DOING ACTIVITIES

Complete TTA\*\* / Training package in the Partnerships with Families & Community domain. 4pts/package

**4 PTS /PACKAGE**

(For activity package options, go [HERE](#) or to the Help section in RISE, then navigate to Professional Development System (PDS) file > Badges > TTA Training Packages.)

#### LEARNING ACTIVITIES

Complete approved IdahoSTARS training hours in the Partnerships with Families & Community domain since July 1, 2021.

**1 PT /5 HRS**

Complete 1 academic credit\* in the Partnerships with Families & Community domain.  
(1 credit = 15 training hours)

**3 PTS/CREDIT**

#### DOING ACTIVITIES

Complete a coaching cycle (not related to a TTA) in the Partnerships with Families & Community domain since July 1, 2021.

**1 PT /CYCLE**

Complete a TTA\*\* in the Partnerships with Families & Community domain since July 1, 2021.

**2 PTS /TTA**

### EMPLOYMENT LONGEVITY

Demonstrate continuous employment at the same Idaho child care site for the last 12 months, based on the date of your application.

**1 PT**

Demonstrate continuous employment at the same Idaho child care site for the last 24 months, based on the date of your application.

**2 PT**

\*Academic credits will count toward badges based on course prefix and class title. For more information or steps on how to request a manual review of your course syllabus see Help Section in RISE under the Professional Development System (PDS) file.

\*\*PLEASE NOTE: TTAs are provided based on IdahoSTARS staff availability. Professionals may only participate in one TTA at a time.



## MONTESSORI BADGE

A Montessori badge is awarded for a current certification from any of the following programs. The below certifications include coursework and a practicum and meet the Learning & Doing requirement.

### AMERICAN MONTESSORI SOCIETY (AMS)

10 PT

Associate Early Childhood Credential or Early Childhood Credential (Ages Birth - 6)

### AMERICAN MONTESSORI INTERNATIONALE (AMI)

10 PT

Associate Early Childhood Credential or Early Childhood Credential (Ages Birth - 6)

### THE CENTER FOR GUIDED MONTESSORI TECHNIQUES (CGMT)

10 PT

Early Childhood Montessori Credential (Ages Birth - 6)

### NORTH AMERICAN MONTESSORI CENTER (NAMC)

10 PT

Early Childhood Montessori Credential (Ages Birth - 6)

### MONTESSORI ACCREDITATION COUNCIL FOR TEACHER EDUCATION (MACTE) APPROVED MONTESSORI EARLY CHILDHOOD CREDENTIAL

10 PT

Accredited Programs include Caspari, Pan American, and more. They are for ages birth through 6.

Visit <https://www.macte.org/accredited-programs/#/> to search for approved programs.





## PYRAMID MODEL BADGE

**Earn by completing a combination of at least 10 points through approved activities.**

At least one point **must** be earned through a Learning activity, and at least one point **must** be earned through a Doing activity. Some points fall into the Learning & Doing category and fulfills both Learning and Doing requirements. See Page 2 for example combinations.

### LEARNING & DOING ACTIVITIES

Complete TTA\*\* / Training package in the Pyramid Model since July 1, 2021.

**4 PTS /PACKAGE**

(For activity package options, go [HERE](#) or to the Help section in RISE, then navigate to Professional Development System (PDS) tile > Badges > TTA Training Packages.)

#### LEARNING ACTIVITIES

Complete Pyramid Model training\* in RISE or in person since July 1, 2021: **3 PTS /OPTION**

- Option 1: ePyramid Birth - 5 (Modules 1-3)
- Option 2: Preschool ePyramid (Modules 1-3)
- Option 3: Infant Toddler ePyramid (Modules 1-3)
- Option 4: Pyramid Series (in person)

Complete the following Pyramid Model online trainings in RISE since July 1, 2021:

- Reducing Implicit Bias AND Trauma-Informed Care & the Pyramid Model (Modules 1-3) - 2 hrs **1 PT**
- Practice Based Coaching (Modules 1 - 6) - 3.5 hrs **1 PT**
- Early Childhood Series (Modules 1-9) - 9 hours **2 PT**

Complete 1 academic credit in Positive Behavior Intervention & Support\* (1 credit = 15 training hrs). **3 PTS/CREDIT**

#### DOING ACTIVITIES

Complete a coaching cycle (not related to a TTA) in the Pyramid Model since July 1, 2021.

**1 PT/CYCLE**

Complete a TTA\*\* in the Pyramid Model since July 1, 2021.

**2 PTS/TTA**

For more information on Pyramid Model Activities see [THIS DOCUMENT](#).

### EMPLOYMENT LONGEVITY

Demonstrate continuous employment at the same Idaho child care site for the last 12 months, based on the date of your application.

**1 PT**

Demonstrate continuous employment at the same Idaho child care site for the last 24 months, based on the date of your application.

**2 PT**

\*Academic credits will count toward badges based on course prefix and class title. For more information or steps on how to request a manual review of your course syllabus see Help Section in RISE under the Professional Development System (PDS) tile.

\*\*PLEASE NOTE: TTAs are provided based on IdahoSTARS staff availability. Professionals may only participate in one TTA at a time.

# FREQUENTLY ASKED QUESTIONS:

## **How do I apply?**

Follow the link or QR code to complete an application:

<https://app.smartsheet.com/b/form/e3027541cc7a4c46921314cdf35e103b>



## **I would like to take a training outside of RISE. How do I know if it will count towards my badge activity points?**

Check with the Training Office by emailing [trainingoffice@idahostars.org](mailto:trainingoffice@idahostars.org) before taking the training and they can advise you. You can also check the Training Domain for Companies' Certificates in the Help Section in RISE under the Professional Development System (PDS) tile – Badges.

## **Who is eligible for badge recognition?**

Anyone who is eligible for PDS incentives AND has a verified level of education is eligible for the \$100 badge recognition. Check your incentive eligibility and education pathway level on your basic profile in RISE. If you are "Level 1-Unverified," submit your education in RISE, or reach out to [PDS@idahoaeys.org](mailto:PDS@idahoaeys.org) for an exemption form.

## **I want to take a Targeted Technical Assistance (TTA), how do I know if one is available?**

In RISE, select "Training" from the sidebar. Then select "Targeted TA" from the tabs across the top. Once there, you can scroll through the TTA options and request a TTA. Then your regional office will reach out to you when one is available. TTAs are provided based on IdahoSTARS staff availability. Availability is limited. Providers may only participate in one TTA at a time.

## **Is there a limit to how many badges I can earn?**

You can earn each badge once.

## **I am eligible for multiple badges; how many financial recognitions can I earn?**

You can receive a financial recognition for the first two badges, up to \$200. You will receive a certificate and a \$100 recognition for the first two badges you earn, and a certificate without recognition for any additional badges you earn. In order to receive a financial recognition, make sure to upload a W-9 to your RISE profile. Your W-9 must be approved and you can check for approval through your RISE alerts or under "My Documents."

## **I've applied for my badge. How long will it take to be processed?**

You will be notified that your application was received within two business days of submission. The application will take up to 5 business days to process, followed by up to 10 business days to process payment. To avoid delays, make sure a W-9 is submitted in RISE with accurate information and check your address on your basic profile in RISE.

## **Do badges expire?**

Badge Certificates will always remain on your PDRecord in the Recognition tab. The date the certificate was issued will be listed.

## **I speak Spanish. How can I access TTA and training through IdahoSTARS?**

Most TTAs and trainings are offered in Spanish or with interpretation.