

## Dashboard

Use the new Dashboard screen in the MSM Administration Web to get a quick visual overview of message traffic, user roll-out progression, and database size, as well as device and app version statistics.



miSecure Messages Administration Server version: 6.6.6540.25446 / Site Version: 6.6.6324.8 System

**Contact Importer**

**Transform Properties**

**Name**  
Active Directory Import

**Mode**  
Update

Source Properties	Destination(Contact) Properties <small>LDAP Field (blank for none)</small>
<b>Source Type</b> LDAP	<b>Username</b> accountName
<b>Path</b> LDAP://CN=Users,DC=MMCNet,DC=info	<b>Display Name</b> displayName
<b>Filter</b> (&(objectClass=person)(memberOf= CN=ImportGroup,CN=Use	<b>Email</b> mail
<b>Domain</b> MMCNet.info	<b>Phone Number</b> telephoneNumber
<b>Authenticate</b> <input type="checkbox"/>	

## Contact Importer

Administrators have the capability of importing usernames, display names, e-mail addresses and phone numbers for contact creation. This information can come from Active Directory LDAP (Lightweight Directory Access Protocol), SQL, or a delimited text file.

## Fingerprint Scanning

Fingerprint scanning has been added as an alternative to the standard alphanumeric passcode to securely access the app.



**Touch ID for  
"miSecureMessages"**

Please Use Touch ID for  
Account Validation


[Enter Passcode](#)

Initial Registration
Multiple Device Registration
Reset Password

Subject:
MSM Registration

Message:

File Edit Insert View Format Table Tools
Formats B I
MSM Items

miSecure Messages


## MSM registration email.

<displayname>,  
[Click here to register.](#)

Thank you,  
AMTELCO  
800-356-9148 | info@amtelco.com

Save

## Email Registration

Email Registration is an optional type of registration that is initiated via e-mail. Using this method, only users who receive an e-mail invitation from the administrator will be able to register their app.

The Email Registration process does not require users to know or input a license key, and skips other steps that usually are necessary to register the miSecureMessages app.

Password Settings

Passcode Settings

Retries till lockout: 5

Minimum length: 7

Expiration: 90 Days

Require Uppercase: ☒

Require Lowercase: ☒

Require a number: ☐

Require a special character: ☒

Retries till lockout: 5

Minimum length: 4

Expiration: 180 Days

Require Uppercase: ☐

Require Lowercase: ☐

Require a number: ☒


Require a special character: ☐

## Password and Passcode Expiration


Administrators may set a password and passcode expiration timeframes. This feature helps satisfy security requirements that some organizations have with regards to their users being required to update their passwords periodically.


If a user forgets their password or passcode, the MSM administrator can send them an e-mail message with a hyperlink for them to securely reset their password and passcode. The e-mail messages that are sent to users are customizable in the MSM Administration Web.

Angela Massey



Personal Circle






Status: ON

Phone:

7115558752



## Personal Circles

Administrators can allow MSM app users to create a “Personal Circle.” The administrator chooses the label that will be displayed on the Personal Circle. The app users can add the contacts they want to their Personal Circle, which will be displayed in their MSM contact list for quickly locating and messaging those contacts.

General
Contacts
Permissions
Phrases
Email Messages

Group: 1

Name: General Hospital Group 1

Licenses: 100

Account ID: 27.1.6302

Default Circle: Global Contacts

Personal Circle: Favorites

Registration Password: [Change Password](#)

Registration Type: Self Registration

Email Registration/Reset Timeout: 600 Minutes

Notification Attempts: 10

Notification Interval: 1 Minutes

Attachment Size: 10 MB

Maximum Contacts/Thread: 0 0 = unlimited

## More Per-Group Settings

More system settings are configurable on a per-group basis, including device-to-device messaging, registration type, default notification attempts and interval, and IS Web settings. Also, new features have been added to the Groups tab to customize the maximum number of contacts to whom an MSM user can send a message, and to determine how often passwords and passcodes expire.

info@miSecureMessages.com  
(800)356-9148  
(608)838-4194 • FAX (608)838-8367  
4800 Curtin Drive • McFarland, WI 53558

Become a Certified Partner Today!



0218