



Miraloma Parent, Teacher, and Student Surveys 2016-2017 Presentation to SSC/PTA

March 14, 2017



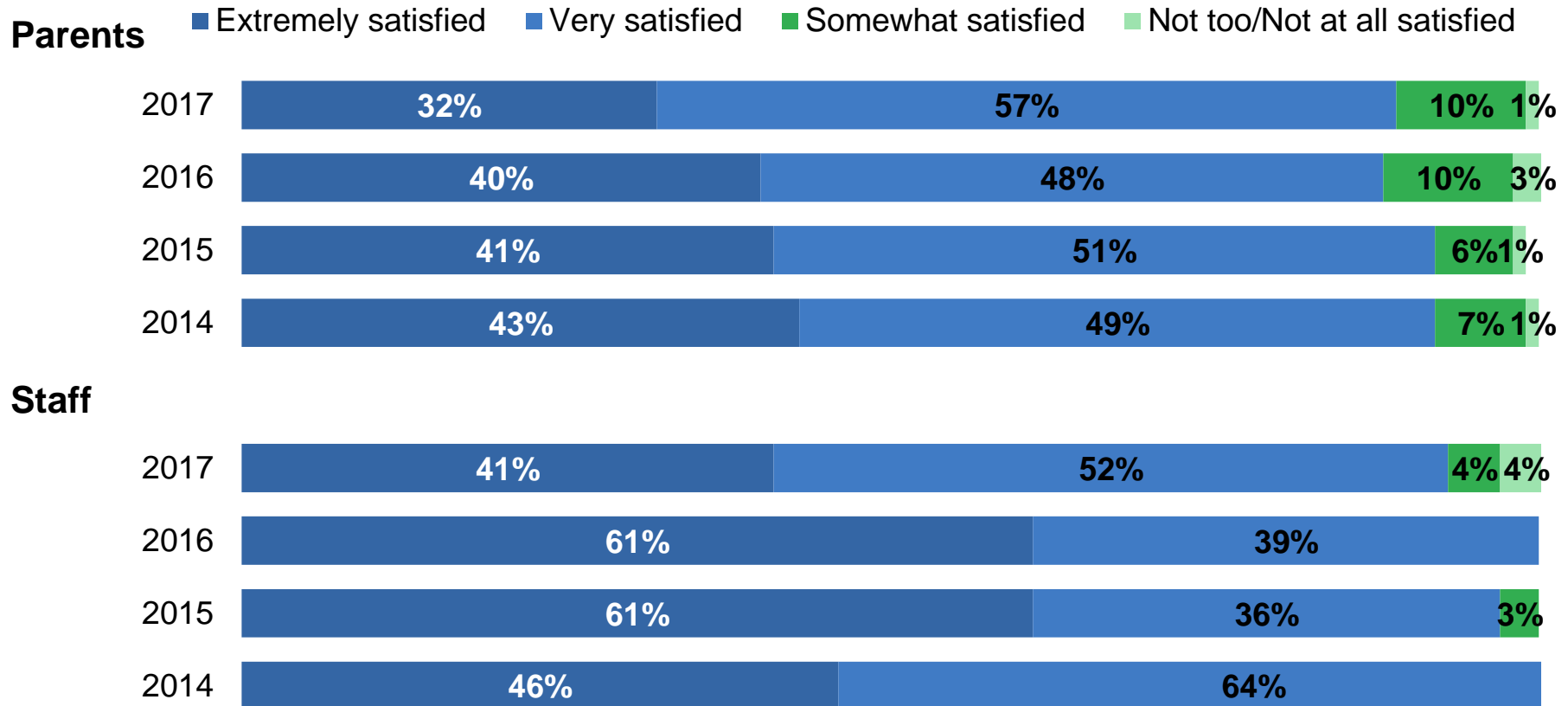
Survey Methodology

- Survey field dates:
 - Staff: Dec. 13-14, 2016
 - Parents: Jan. 25-Feb. 11, 2017
 - Students: March 6-9, 2017
- 1 survey per family, 1 per teacher/staff member, 1 per student
- Response Rate:
 - Parent/Guardian:** 208 responses (60% response rate)
Slight improvement over last year, but still down from previous years
 - Teacher and Support Staff:** 27 responses
 - Student:** 129 responses

Overall satisfaction continues to be very high

- Among both staff and parents, there has been a slight decline in the share who are “extremely” satisfied, but the vast majority of both groups are either “extremely” or “very” satisfied.
- 87% of students say they like being at school all or most of the time (up from 76% last year).

What is your overall level of satisfaction with Miraloma?



What's the best thing about Miraloma? Parents



What's the best thing about Miraloma? Staff



What's the best thing about Miraloma? Students



What's the Best Thing About Miraloma? Parents

Ranking of Parent Comments

(Top 3 comments are the same ranking as last year)

1. **Community** (57% of comments)
“The community of dedicated teachers/staff, enthusiastic principal, and energized parents.”
2. **Teachers/staff** (50% of comments)
“The care & love the entire staff puts into every aspect of teaching and guiding.”
3. **Parent involvement/PTA** (16% of comments)
“The incredible league of volunteers.”
4. **Families/people** (12% of comments)
“Great parent community willing to help other parents out.”
5. **Enrichments/extras/arts/PE** (9% of comments)
“The extra programs where kids do alternate kinds of learning: art, PE, music, field trips.”
6. **Other mentions: principal (7%), inclusive culture (7%), academics/curriculum (5%), students/kids (4%), location/facilities (4%)**

What's the Best Thing About Miraloma? Staff

Ranking of Teacher/Staff Comments

(Responses similar to last year)

1. **Teachers/staff/teaching team** (23 comments)
“Working together with my colleagues makes this job manageable. Careful thought goes into hiring passionate, committed individuals who will work well together AND work to educate the children through joyful learning.”
2. **Collaborative/team environment** (6 comments)
“My team that I work with is very supportive of each other's needs. We are consistently collaborating throughout the week.”
3. **Sense of community** (6 comments)
“A community which respects differences.”
3. **Parents/families** (6 comments)
“Parents are a great part of the school. Their willingness to volunteer and donate makes a lot of what I do as a teacher easier.”
4. **Resources/supports** (5 comments)
“We have so many resources (both supplies and emotional support)”
5. **Kids/students** (3 comments)
“Of course, the best thing about being a teacher is working with the children.”

What students like best about Miraloma...

I like how educated our teacher's are and how they teach us with that smartness.

I feel like i'm always welcome in Miraloma

That other kids in my class help me when I don't understand something.

I like how everybody is nice and the teachers are always believing in us

the teachers push you to keep trying

I like making new friends, and there are a lot of nice people to be friends with here.

That there are great kids here and we have great teachers. Also, we have PE, art garden and many more things.

It's a school that celebrates people from around the world, like artists, royals, world leaders, and religious figures.

I love about how nice and great everyone is I have so many friends here i also like the lunch especially the fiesta scoops and speggethi marina.

% of comments

Nice people/kids/inclusive community	27%
Teachers	21%
Friends	13%
P.E.	12%
Activities/extras/materials	9%
Recess	8%
Art	7%
Lunch, math, gardening, learning (6% each)	

I like the P.E. program because it helps you have fun and stay active and healthy at the same time.

Key challenges facing Miraloma - Parents

- *A new concern this year that was not prominent in previous surveys is retaining staff given increasing cost of living in SF.*

Ranking of Parent Comments

- 1. Funding/budget concerns (16%)**
“Maintaining amazing programs due to budget concerns. We have set the standard high and it will take constant effort to maintain it.”
- 2. Lack of racial and socioeconomic diversity (13%)**
“That the school's racial and socioeconomic diversity are so different from the district as a whole that our kids may be missing important life lessons.”
- 4. Staff turnover/retaining teachers/high cost of living (13%) NEW**
“Retaining teachers in a very expensive city.”
- 3. Keeping up parent engagement (9%)**
“Dependence on parent volunteers with seemingly less available time.”
- 5. Differentiated learning (7%)**
“Need to both address the achievement gap for low-income students of color, while at the same time, providing opportunities to challenge and advance the development of high performing students ”
- 6. Other mentions:** Maintaining good work in general (5%), after school program challenges (5%), exclusive parent community (4%), high parent expectations (4%)

Key challenges facing Miraloma - Staff

- *Similar to last year, the challenge noted by the biggest number of teachers is the high expectations of some parents and the pressure that places on teachers.*

Ranking of Teacher/Staff Comments (30 comments)

1. **High parent expectations/demands** (11 comments)
“The pressure to perform beyond all of the amazing things we are doing that comes from parents. Many times, it feels like no matter what we do, it's never enough to please a small yet very vocal group of parents.”
2. **Serving students with IEPs/special education** (6 comments)
“The increasing numbers of students with disabilities and the potential for a decrease in the supports for those students.”
3. **Discipline issues** (3 comments)
“The support needed for behavioral challenges.”
4. **Decreasing parent involvement** (3 comments)
“We still have a ton of parent support, but I've noticed/heard of a decline in parent volunteerism when needed.”
5. **Lack of time** (3 comments)
“There are so many expectations to fulfill (from the district, the parents, myself) I always feel swamped and overwhelmed even though I'm working almost 10 hours every day. It doesn't feel sustainable.”
7. **Other mentions:** Staff turnover (2 comments), Budget/funding concerns (1 comment), Lack of diversity (1 comment)

What students wish were different about Miraloma...

I wish it had 5 minute breaks.

I wish that Miraloma was a K-8 school so I could stay here forever!

Nothing, I think it is perfect the way it is.

I wish that there were more adults at recess.

I wish we had swings on the playground.

At recess I wish that the teachers wouldn't pick the rules.

class pets we need class pets!!!

Harder math work

I wish that there was a water fountain near the play structure and not just by the cafeteria.

I wish we could incorporate more creative projects (e.g. making 3D models of a mountain range, or for our 13 colonies project writing a letter to a relative pretending we are a person living in the colony.

I wish the kids would treat each other with respect because some of my friends get pushed around

% of comments

Nothing	14%
Changes to playground/facilities	12%
Better hot lunch	10%
Concerns about bullying/teasing	9%
Longer lunch/Longer recess	7% each
Class pets	6%

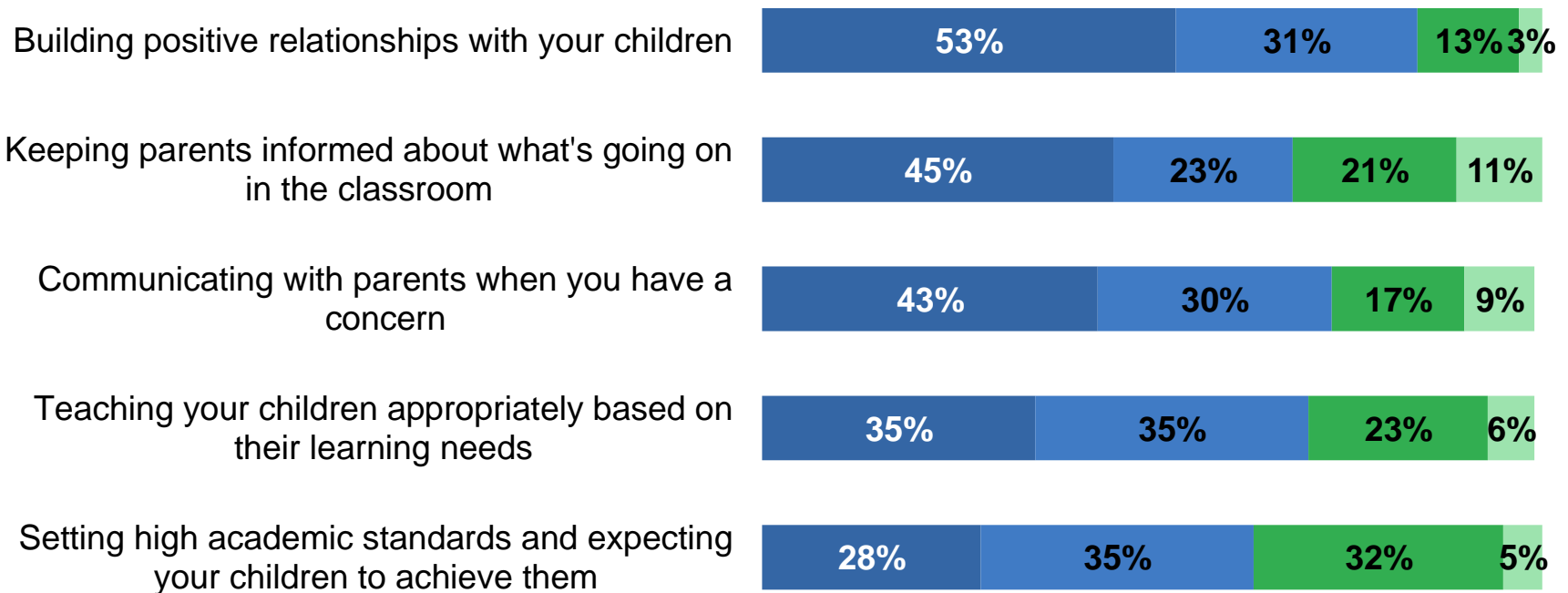
TEACHING

Building positive relationships seen by parents as teachers' biggest strength

- Majorities of parents rate teachers positively on all measures. As in previous years, parents see slightly more room for improvement in setting high academic standards and differentiation. While most parents rate communication positively, some complain about not feeling informed about what's going on in the classroom.

Please rate your children's teachers on each of the following:

■ Excellent ■ Very good ■ Good ■ Not so good/Poor




Students overwhelmingly feel their teachers believe they can learn and that their best work is expected of them

Please say how often each of the following is true:

■ All of the time ■ Most of the time ■ Some of the time ■ Not usually/never

My teacher believes I can learn



My best work is expected of me



If I need help with my school work there is someone to help me at school



The work I do in class makes me want to learn more



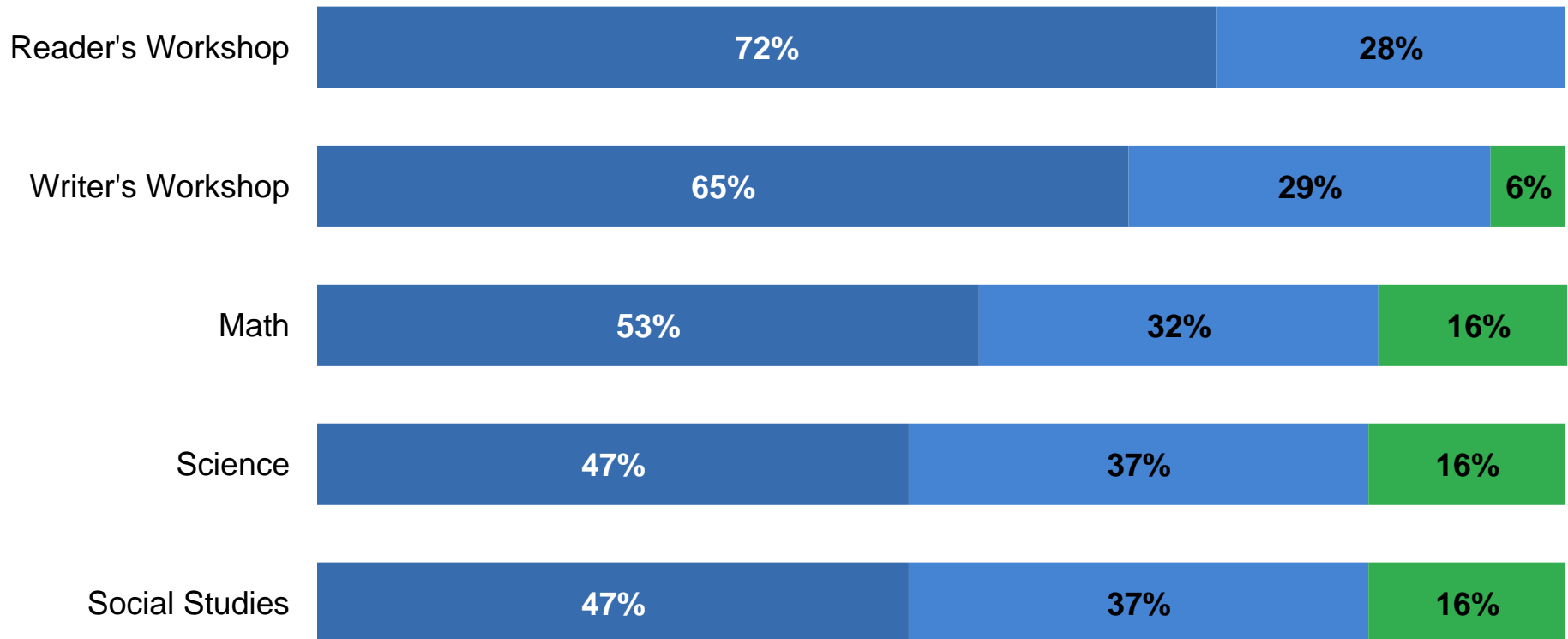
Teachers feel they have adequate support in teaching reading and writing, but some want more support in math, science, and social studies

How would you rate the level of resources and support available to you in each of the following areas?

■ I have all the resources/support I need

■ I could use a little more resources/support

■ I could use a lot more resources/support

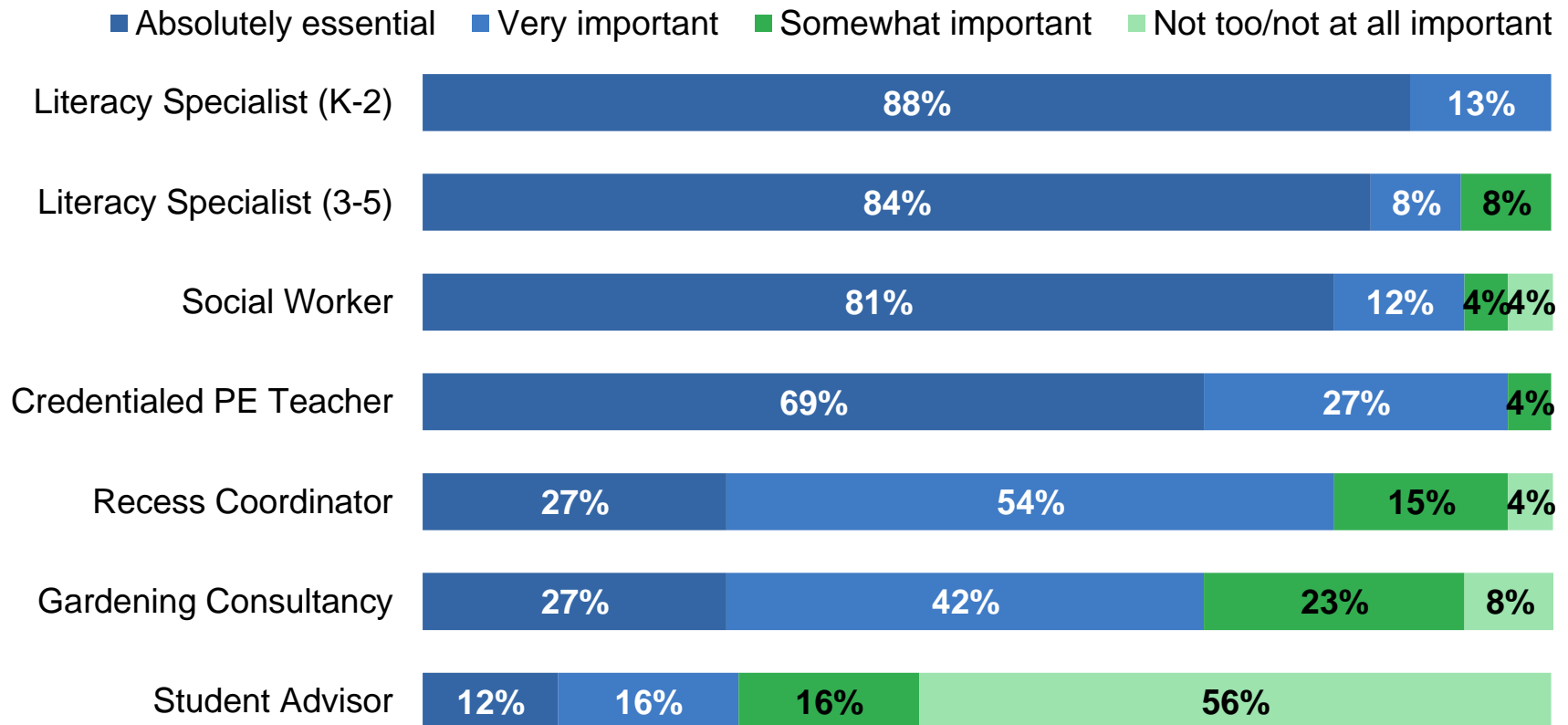


PROGRAMS

Program Rating by Importance - Teachers

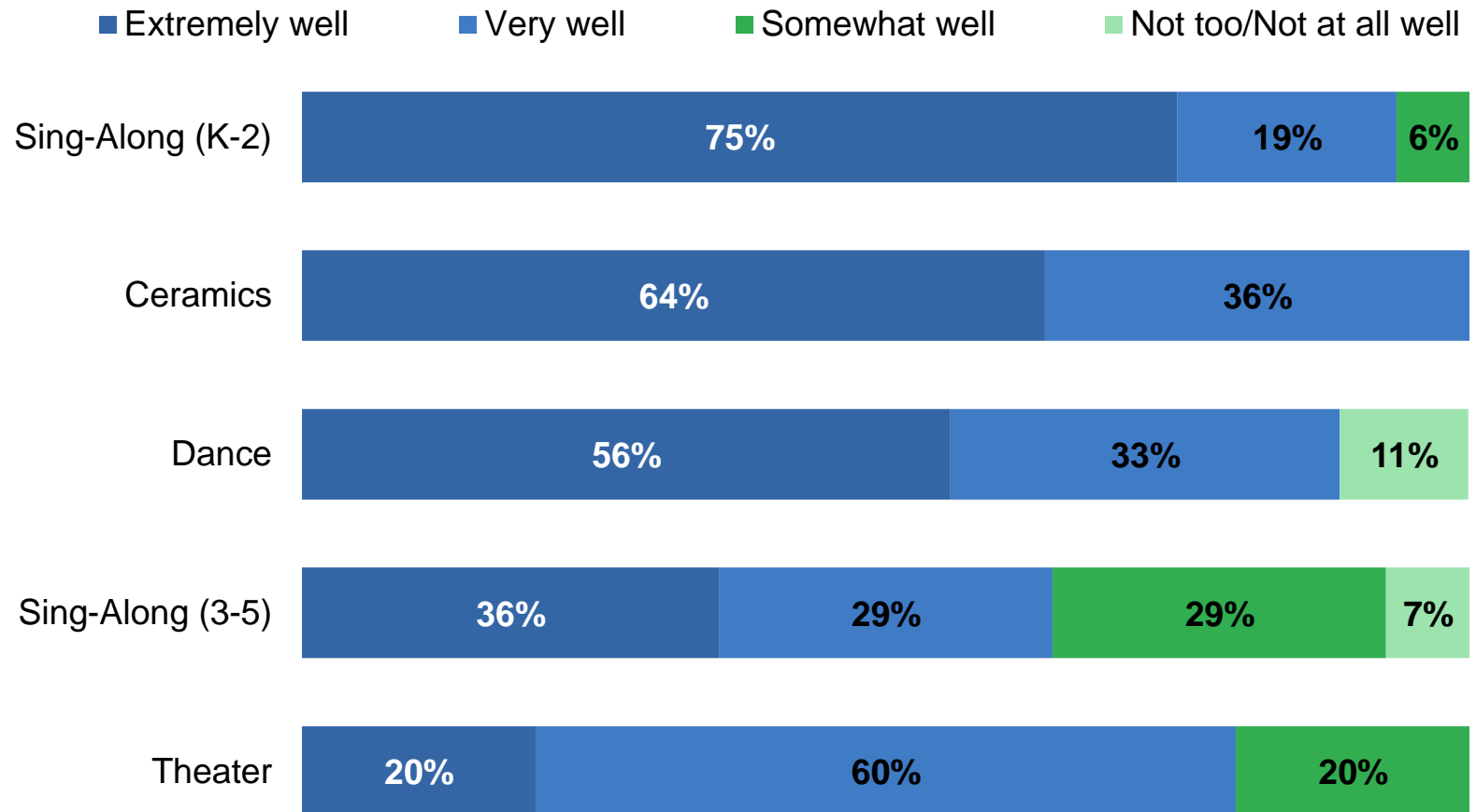
- *Teachers and staff rated literacy specialists, social worker, credentialed P.E. teacher as most important (similar to previous years)*

Rate these programs in terms of their overall importance for educating students and helping you be a more effective teacher



Rating of Arts Programs - Teachers

How well are each of the following arts programs meeting the needs of your students?

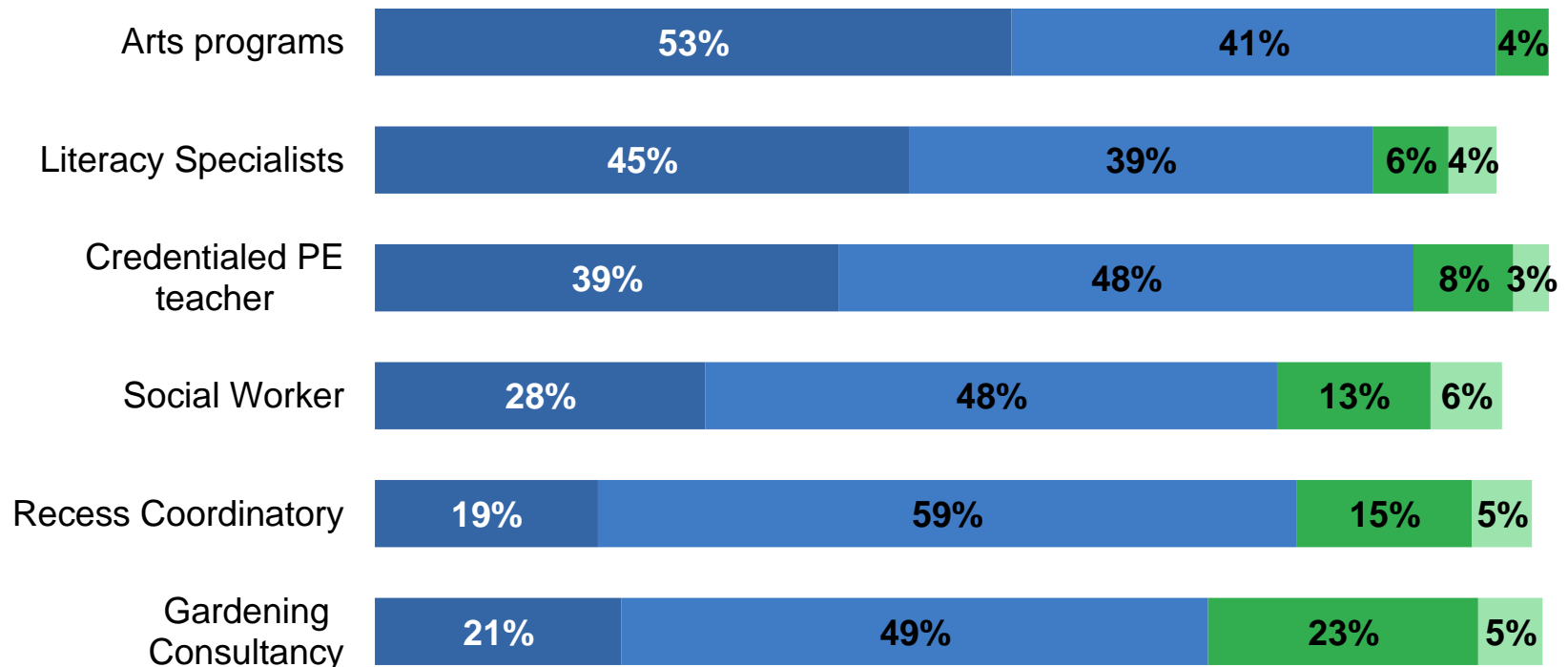


Program Rating by Importance - Parents

- *Parents place high importance on many programs, but highest on arts education, literacy specialists, and credentialed P.E. teacher.*

Please indicate how important these programs are to you and your child's educational experience

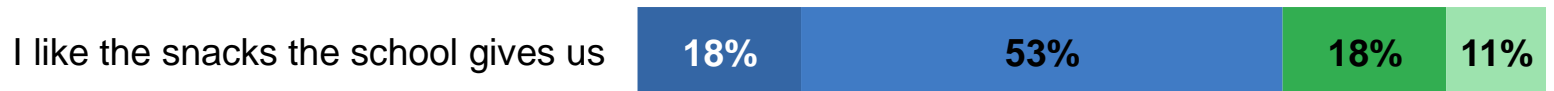
■ One of the most important ■ Very important ■ Somewhat important ■ Not too/not at all important



Students views on select programs

➤ *Students enjoy most programs, particularly P.E. and gardening*

■ All of the time ■ Most of the time ■ Some of the time ■ Not usually/never



SCHOOL CLIMATE

The Miraloma Climate Is Viewed As Welcoming And Inclusive

- **90% of parents** say they feel very or extremely **welcome** at school events
- **88% of parents** say they feel extremely or very **comfortable** raising concerns about their children with their child's teacher
- **74% of parents** say they feel extremely or very **comfortable** raising concerns about their children with Principal Noah Ingber

- **90% of students** say they feel **welcome** and **comfortable** at school all or most of the time
- **83% of students** say the students in their class treat them with **respect** all or most of the time
- **87% of students** say that other students at school treat them with **respect** all or most of the time

Parents and staff feel Miraloma does a very good job teaching students to respect differences

- *In comments, some teachers and parents mention that the lack of racial/ethnic and socioeconomic diversity at the school makes it difficult for students to truly understand some of these differences.*

How well does the staff at Miraloma help students to understand and respect differences in people and families?

■ Extremely well ■ Very well ■ Somewhat well ■ Not too well/Not well at all



Rate the job Miraloma does helping students to understand and respect differences in people and families

■ Excellent ■ Very good ■ Good ■ Only fair/poor

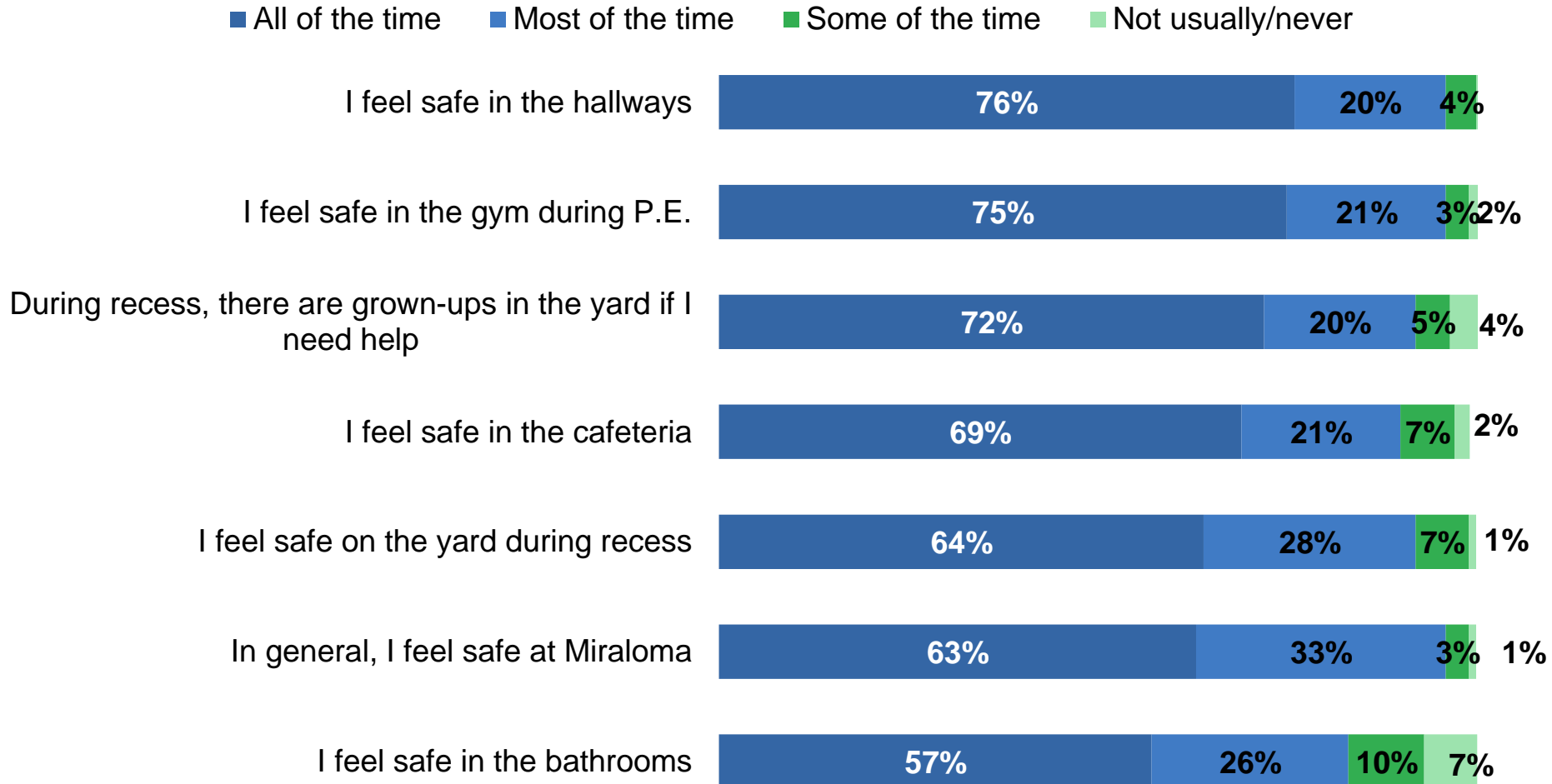


Safety, Bullying and Discipline

- **91% of students** feel they understand the 3 school expectations: Be Safe, Mutual Respect, Attentive Listening extremely or very well
 - Fewer recognize the name Restorative Practices, but most say they understand it at least somewhat well
- **8% of students** say they are picked on, hurt, or excluded at school about once a week or more (about equal to 9-10% last two years)
- **3 out of 26 staff** say bullying is “somewhat” of a problem; and **1 person** said it is “quite a bit of a problem”
 - **20 out of 24 staff who have observed instances of bullying** say that bullying is handled consistently and effectively all or most of the time
 - A few staff members mentioned the need for clearer discipline procedures
- Percent of **staff** who say they understand each of the following extremely or very well:
 - The procedures for handling student discipline: **59%**
 - The procedures for solving conflict using Restorative Practices: **85%**
 - The procedures for handling serious emergencies: **67%**
- **82% of parents** feel at least somewhat familiar with Restorative Practices (up from 68% last year)
- **18% of parents** feel bullying is somewhat of a problem; **another 4%** feel it is quite a bit of a problem or a very big problem

Students generally feel safe at Miraloma

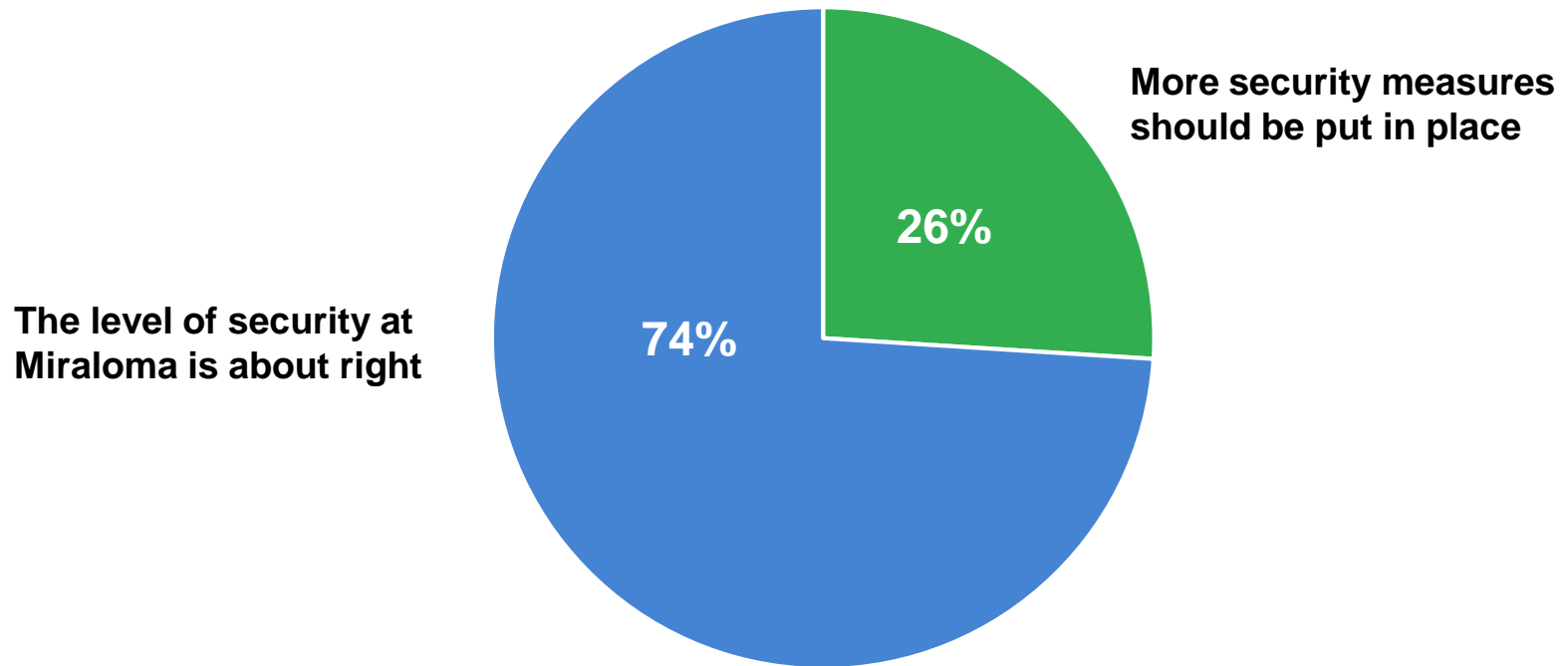
➤ *Safety ratings were similar to previous 2 years.*



Parents' views on security

- *Three-quarters of parents feel the current level of security at Miraloma is about right, but about a quarter would like to see security tightened. In comments, a few parents mentioned a desire to have fewer open doors or a buzzer system, and some mentioned that volunteer badges are rarely checked.*

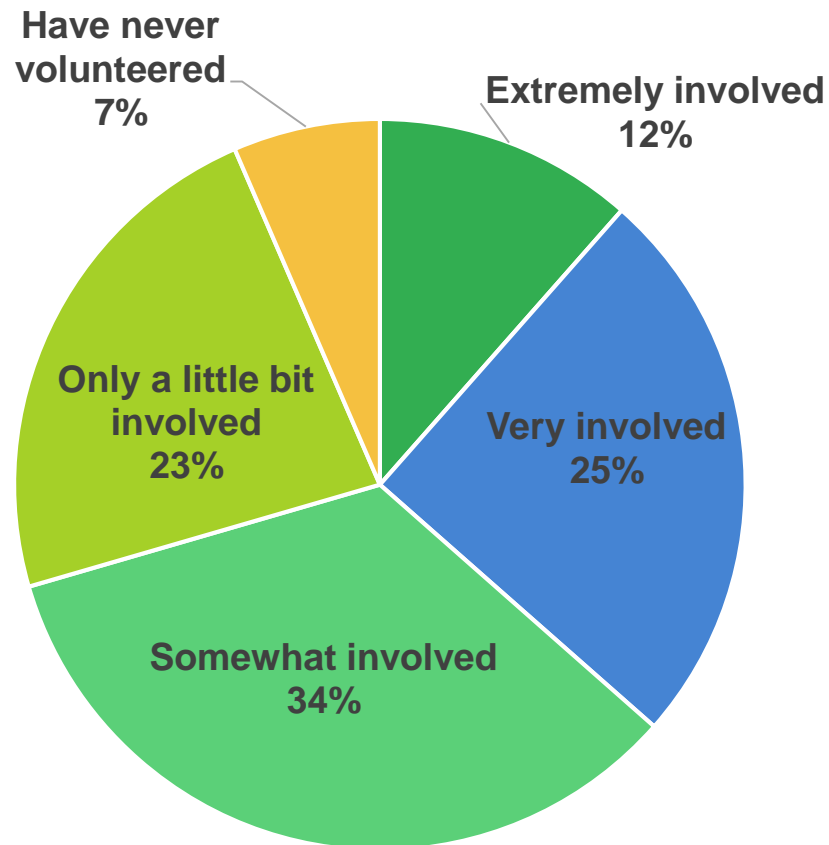
Miraloma has 30 security cameras taking video 24/7 at key locations around the campus. Outside of drop-off and pick-up time, there are only two unlocked points of entry, and adults entering the building are required to check in at the office to get a volunteer badge. Like most SFUSD schools and other public buildings like SF public libraries, Miraloma has an open campus that anyone can visit if they follow security procedures. Knowing this, which comes closer to your view?



PARENTS: VOLUNTEERING AND DONATING

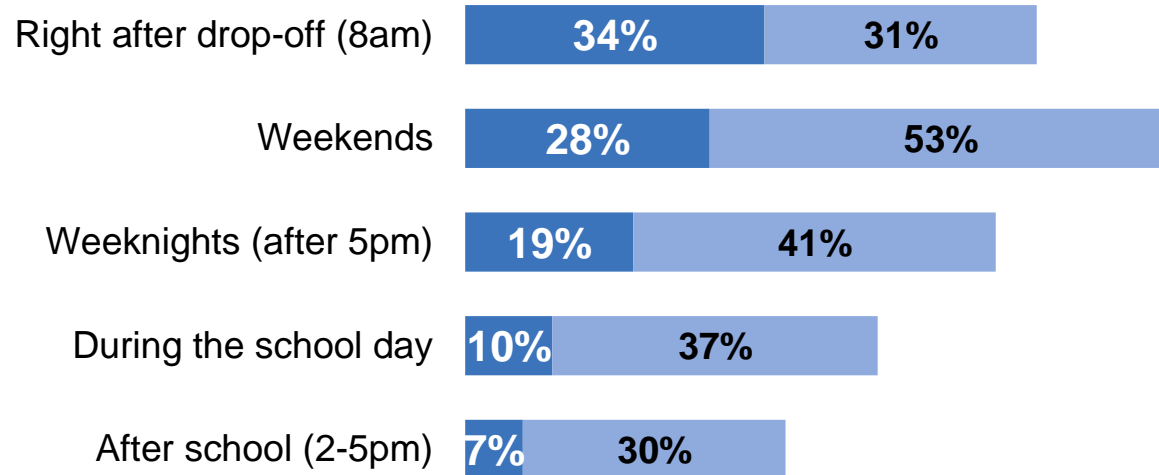
Parents: Volunteering

- *Most parents are at least somewhat involved in volunteering, with about a third who are extremely or very involved.*

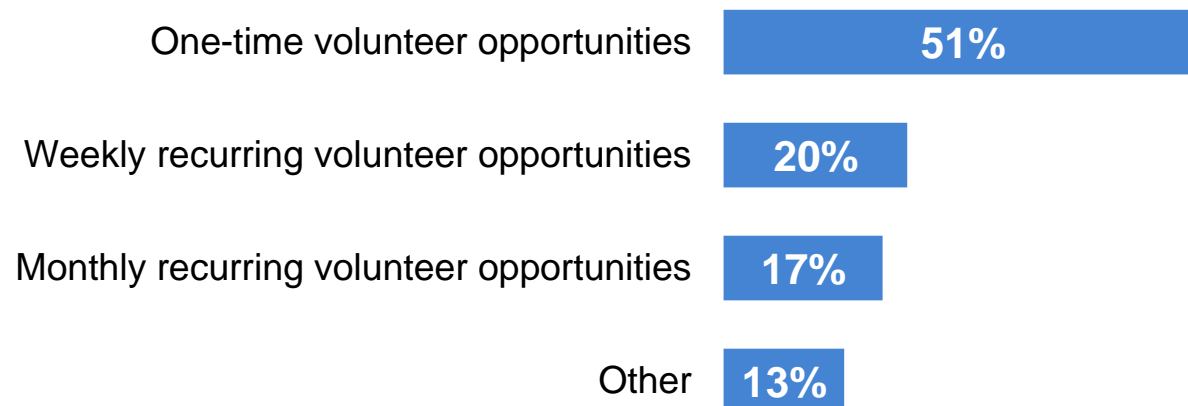


Parents: Convenience of volunteering

How convenient is it for you to volunteer at the following times?

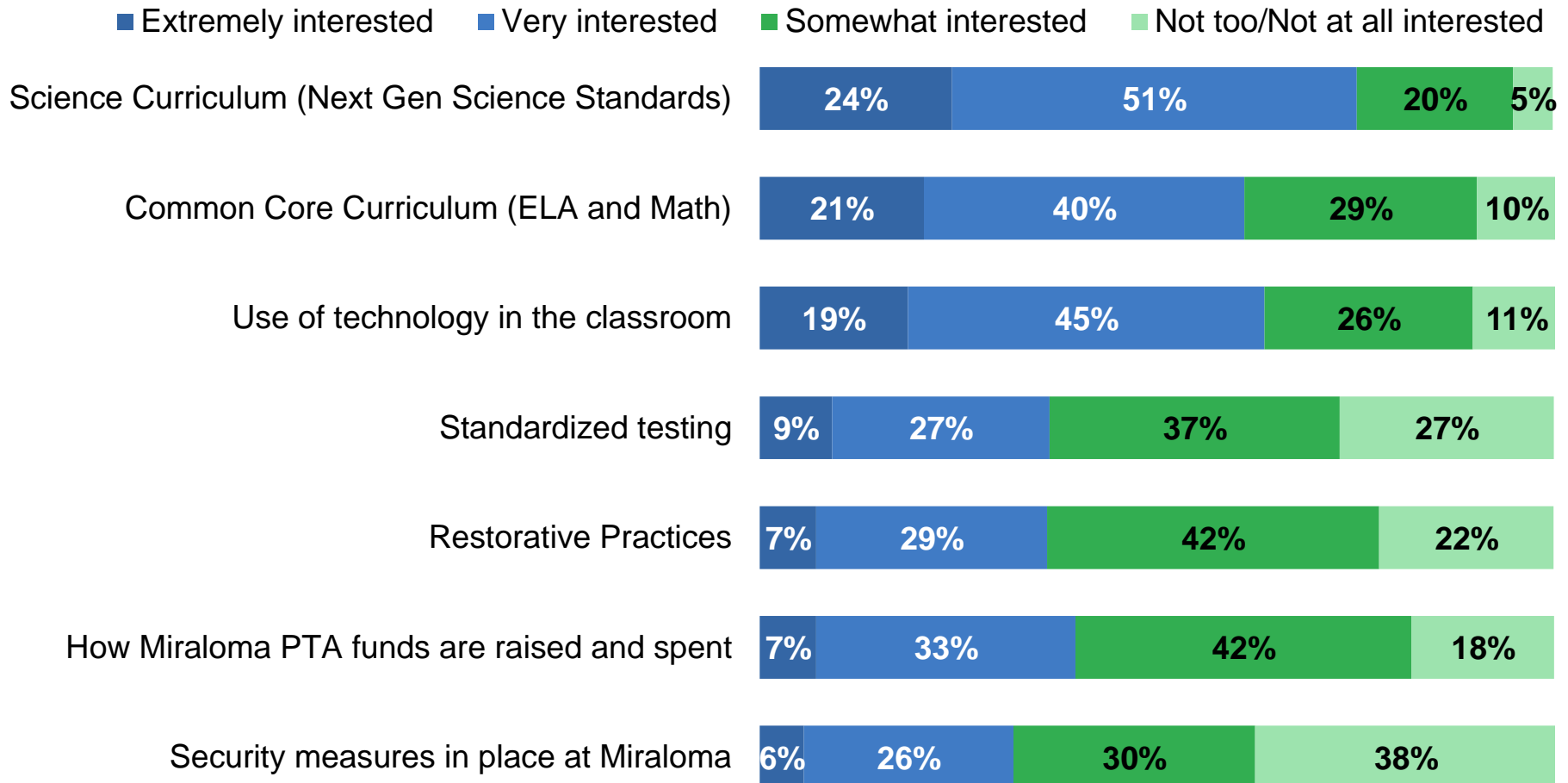


Which types of volunteer tasks would you be most likely to sign up for?



Potential topics for parent education

Below is a list of topics some parents may want to know more about. These could be the subject of principal's chats, parent education nights, or some other format. How interested are you in learning more about each of the following topics?



YMCA

Satisfaction with YMCA

- **55% of parents** with children in YMCA are extremely/very satisfied (compared with 86% in 2016 and 77% in 2015)
 - **Positives:** Staff, enrichments, leadership (Marcus), communication, program is fun for kids
 - **Changes desired:** More enrichments (particularly for Kinder), better communication, lower staff-to-student ratio, better staff training, more structure/organization
 - **Top enrichments desired:** language, STEM, music, sports, art
- **67% of teachers** say YMCA staff do an excellent or very good job meeting student and family needs (compared with 86% in 2016 and 81% in 2015)
- **49% of students** say they like going to YMCA all or most of the time (compared with 69% in 2016; 43% in 2015)

You can't blame kids for trying...

I wish they took off the meatless calzoni panada pie pizza and bring back chef salad, I also wish have swings on the playground.

We need a pool

I wish we had more early release, and students wouldn't have to go to school on their birthday or any other minor holiday

I wish that there were no math

Q: What do you wish were different about Miraloma?

A: More science and theater and we should have free freshly baked panakes

Q: How often do you feel safe in various places at Miraloma?

A; I don't feel safe in the bathrooms, hallways, or cafeteria without pancakes.

Q: How often do you like going to YMCA?

A: They should have the theater thing with Mr. Warner again and they should have pancakes for snack.

Q: Which of the following best describes you? (Asian, Hispanic, Black, White, etc.)

A: I like pancakes!!

Thanks to....

**...the 364 parents, staff, and
students who completed the
survey!**

We appreciate your input!