



## Survey Results: An Overview

December 18, 2020

# Review:

## Virtual Plus & Hybrid Pilot

### Virtual Plus

- ▶ Elementary: Began on 9/21
- ▶ Intermediate: Week of 10/12
- ▶ JH/HS: 10/7 and 10/21

### Hybrid Pilot

- ▶ Elementary: Began on 10/5; moved from 1 day/week to 4 days/week through Friday before Thanksgiving
- ▶ Intermediate: Began on 10/26; moved from 1 day/week to 2 days/week through Friday before Thanksgiving
- ▶ JH/HS: Began on 11/2; moved from 1 day/week to 2 days/week through Friday before Thanksgiving

# Participation Rates in Hybrid Pilot

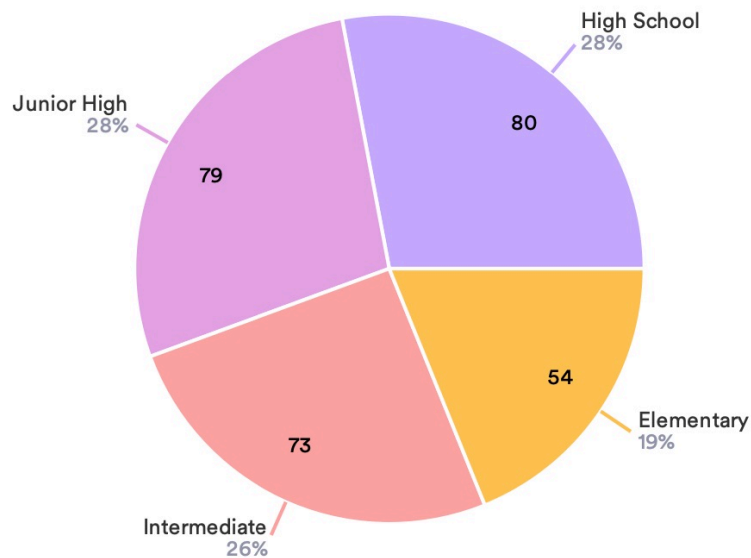
## Students

- ▶ Elementary: 90%
- ▶ Intermediate: 85%
- ▶ Junior High: 75% (down to 69%)
- ▶ High School: 75% (down by 69%)

# Parent Survey: Breakdown of Respondents

**My student is in:**

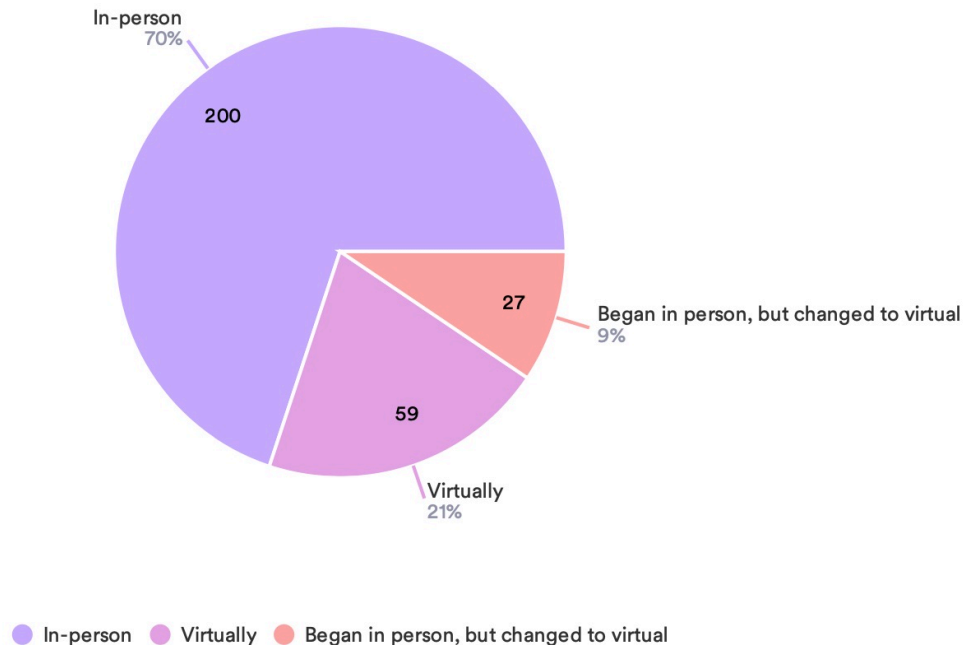
286 Responses- 9 Empty



# Parent Survey: How my student attended

During the last month, my student has been attending school:

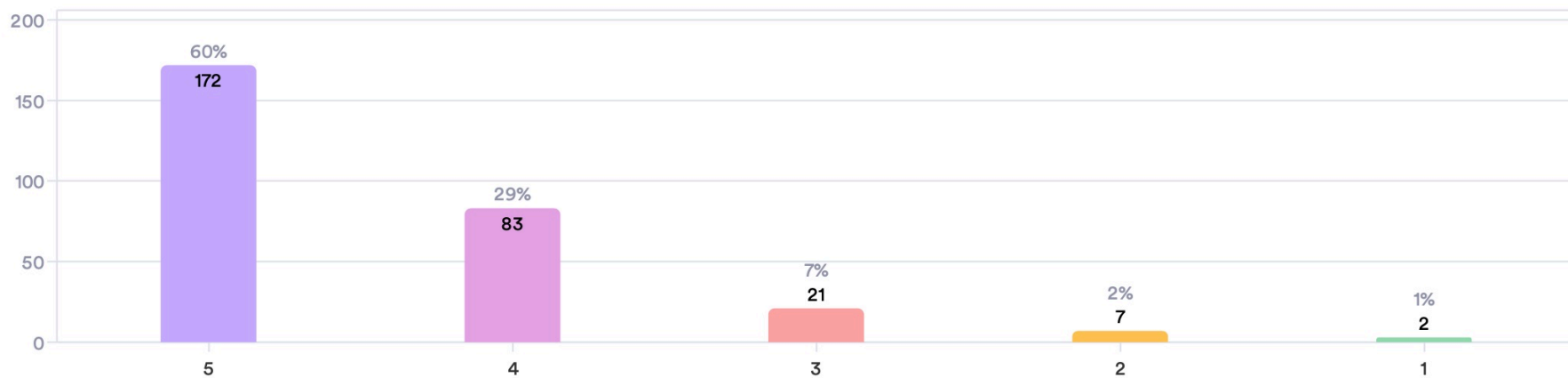
286 Responses- 9 Empty



# Parent Survey: Communication from School

Communication from the School has been timely and clear.

285 Responses- 10 Empty

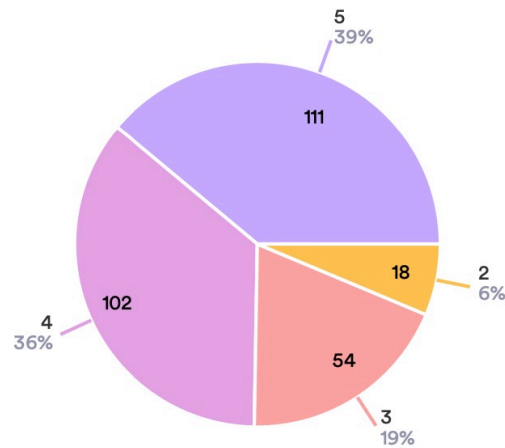


Data	Response	%
5	172	60%
4	83	29%
3	21	7%
2	7	2%
1	2	1%

# Parent Survey: Connection with teachers

My student has been able to build a connection with teacher(s).

285 Responses- 10 Empty

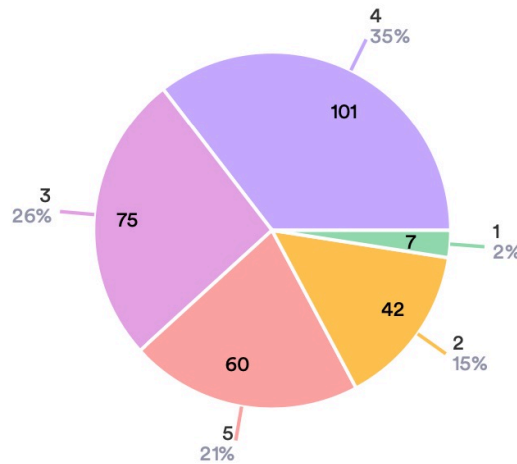


Data	Response	%
5	111	39%
4	102	36%
3	54	19%
2	18	6%
1	0	0%

# Parent Survey: Connection with peers

My student has been able to build a connection with classmates/peers.

285 Responses- 10 Empty



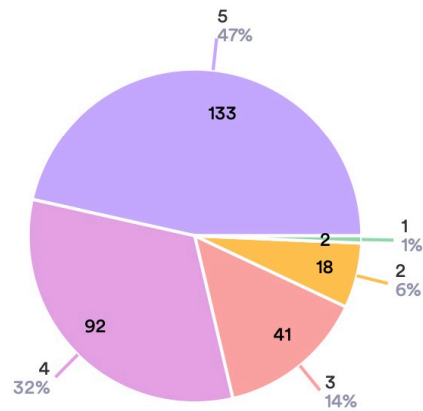
Data	Response	%
4	101	35%
3	75	26%
5	60	21%
2	42	15%
1	7	2%



# Parent Survey: Workload appropriate and manageable

During the months of October and November, my student's workload has been manageable and appropriate.

286 Responses- 9 Empty

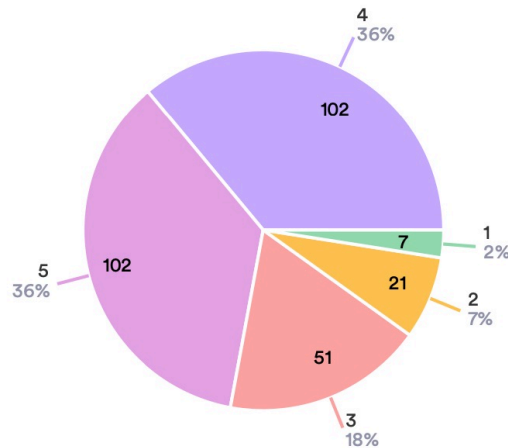


Data	Response	%
5	133	47%
4	92	32%
3	41	14%
2	18	6%
1	2	1%

# Parent Survey: Student appropriately challenged

During the months of October and November, my student has been appropriately challenged by their academic work.

283 Responses- 12 Empty

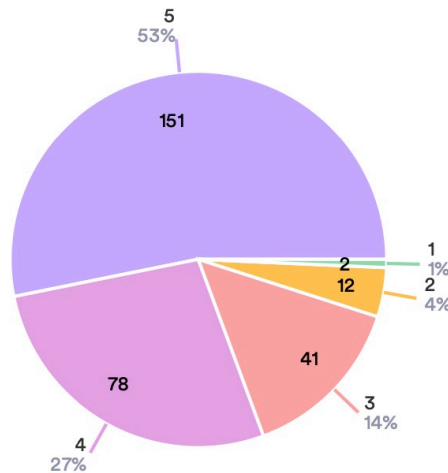


Data	Response	%
4	102	36%
5	102	36%
3	51	18%
2	21	7%
1	7	2%

# Parent Survey: Student appropriately supported

During the months of October and November, my student has been appropriately supported by teachers, social workers, and other staff.

284 Responses- 11 Empty



Data	Response	%
5	151	53%
4	78	27%
3	41	14%
2	12	4%
1	2	1%

# Parent Survey: Of those whose children attended in person

The risk mitigation efforts by Lab made my student feel safe at school:

90% Agree or Strongly Agree

The on-campus learning experience has benefitted my student:

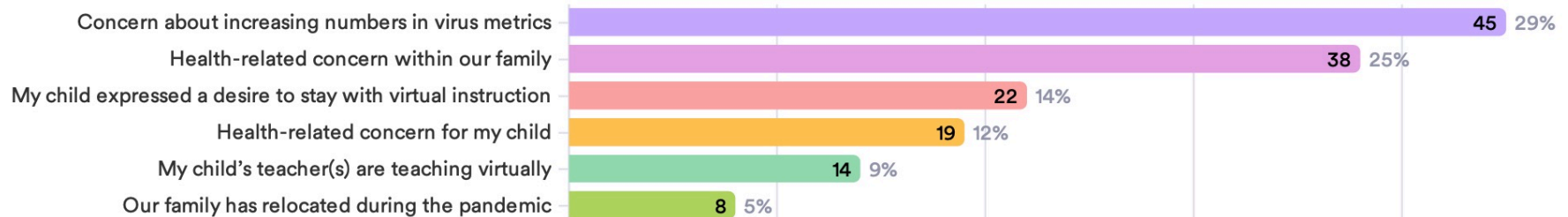
92% Agree or Strongly Agree

# Parent Survey:

## Reasons for remaining virtual

The reason(s) my student has continued to attend virtually is (check all the apply):

153 Responses- 236 Empty



Other reasons:

Child afraid of COVID test

Recent travel/quarantine requirement

# Parent Survey: Reasons for shifting to virtual

For those who shifted back to virtual (36 total):

Concern about rising numbers (33%)

Because teacher(s) were teaching virtually (19%)

Quarantine due to exposure in cohort (44%)

# Parent Survey: Narrative responses

- ▶ More homework
- ▶ Less homework
- ▶ More COVID testing
- ▶ Additional activities - whether virtual or in-person
- ▶ More movement activities
- ▶ More on-campus as soon as possible (16% of 174 responses)
- ▶ Go slowly with returning to campus (11% of 174 responses)

# Parent Survey: Sample responses

- ▶ Please do not increase the homework load significantly. The pandemic is stressful enough w/o the additional stress of lots of homework.
- ▶ PLEASE find ways to challenge these kids more! My son is bored and left with WAY too much down time. PLEASE also consider making Wednesday a more academically focused day.



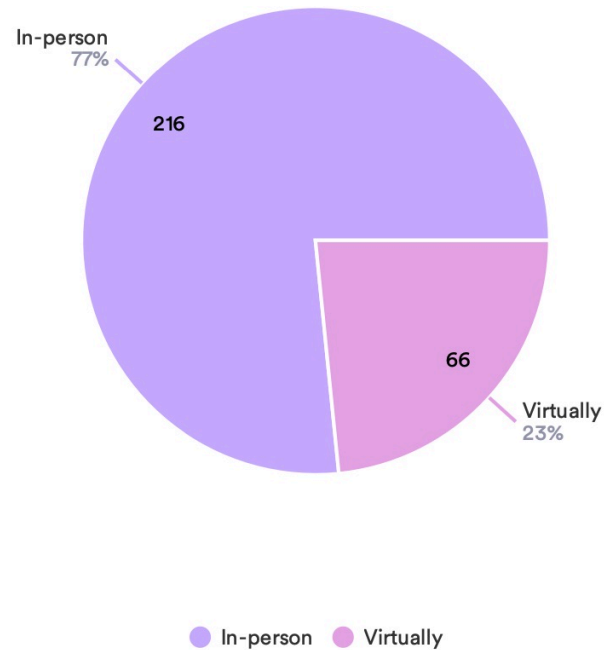
# Parent Survey: Sample responses

- ▶ We need to have in person instruction. We are immensely frustrated that Lab has been so slow to add in person instruction. September and October were missed opportunities when COVID rates were low. We are very disappointed in how and how slowly the school has adapted.
- ▶ Lab needs an award for outstanding teaching and leadership during this crisis. I'm speechless at the level of quality in learning and communication that Lab is pulled off. It needs to be a National model.

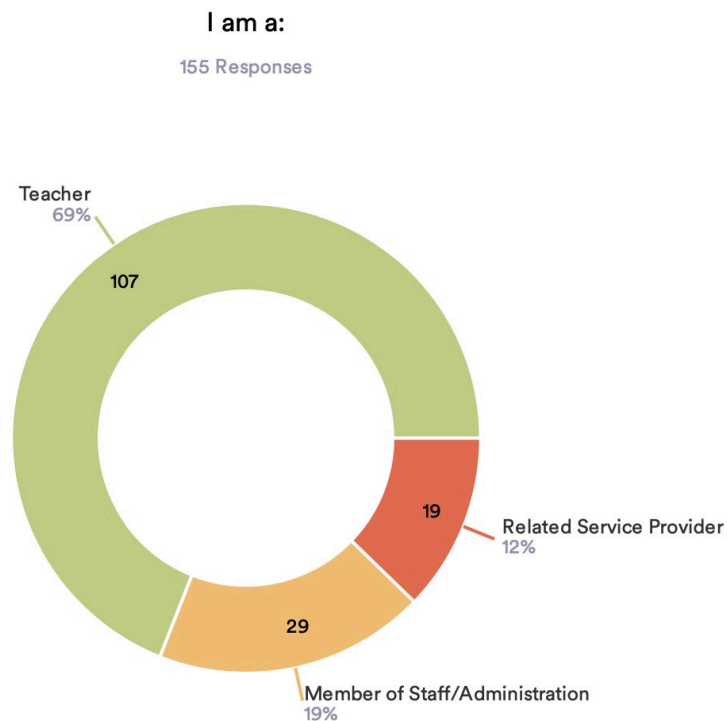
# Parent Survey: Intention for student to return

When the School returns to in-person learning (currently planned for sometime in January), I plan for my student to attend:

282 Responses- 13 Empty



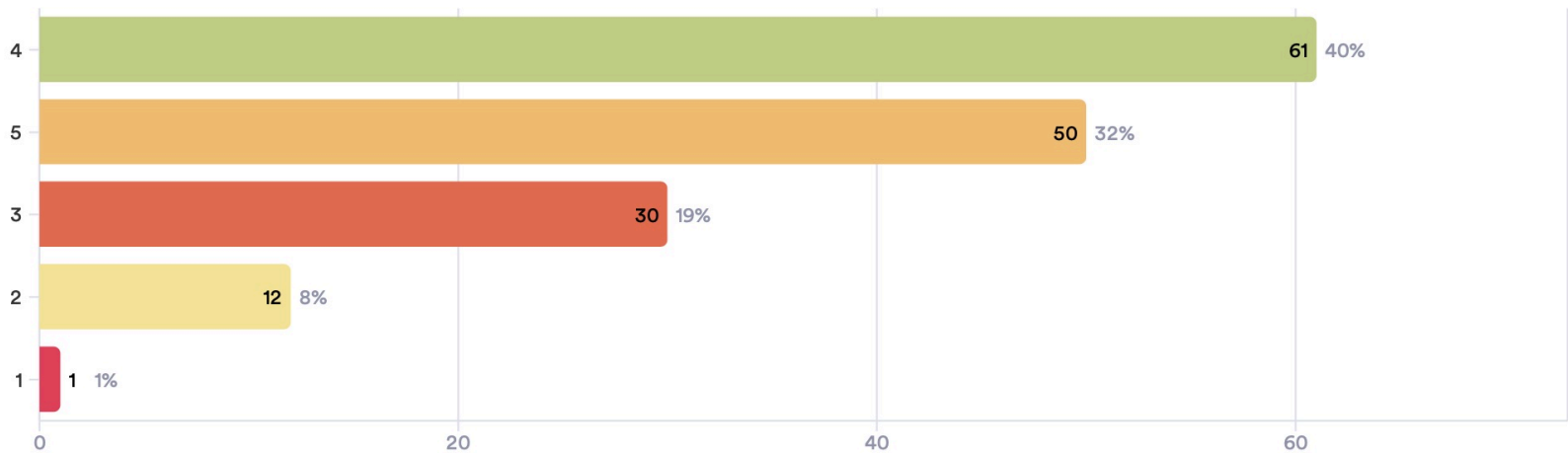
# Faculty/Staff Survey: Breakdown of Respondents



# Faculty/Staff Survey: Communication from School

Communication from the School has been timely and clear.

154 Responses- 1 Empty

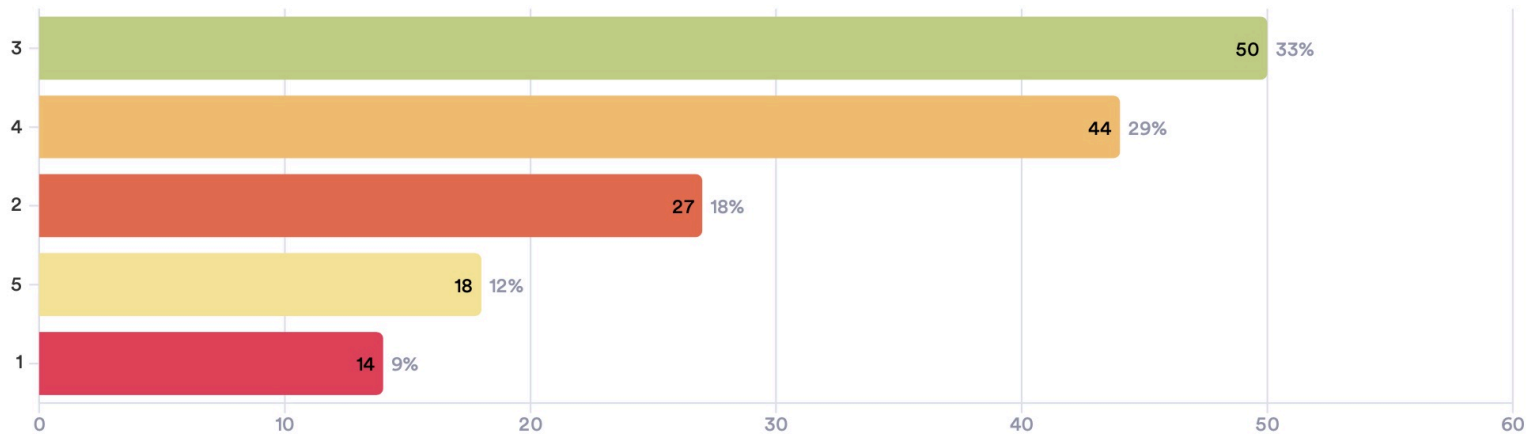


Data	Response	%
4	61	40%
5	50	32%
3	30	19%
2	12	8%
1	1	1%

# Faculty/Staff Survey: Workload appropriate and manageable

During the months of October and November, my workload has been manageable and appropriate.

153 Responses- 2 Empty



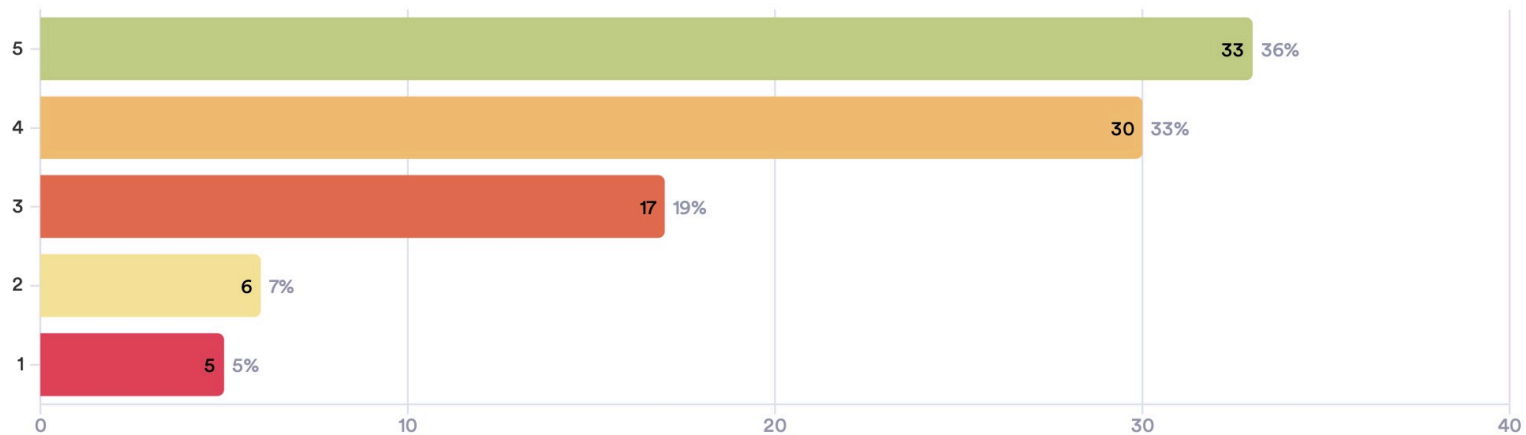
Data	Response	%
3	50	33%
4	44	29%
2	27	18%
5	18	12%
1	14	9%

# Faculty/Staff Survey:

## Of those on campus- risk mitigation efforts of School

The School's risk mitigation measures have enhanced my feelings of safety at school.

91 Responses- 64 Empty



Data	Response	%
5	33	36%
4	30	33%
3	17	19%
2	6	7%
1	5	5%

# Faculty/Staff Survey: Narrative responses

- ▶ Inequity of workload between teachers working on-campus and virtually (reported by both groups)
- ▶ Tremendous challenge of teaching students who are learning in-person and online
- ▶ Desire for increased COVID testing
- ▶ Worries about community members who are not practicing appropriate risk mitigation outside of School placing others at risk
- ▶ Frustration with constant changes to schedules, etc.
- ▶ Continued expressions of fear and worry about returning to campus in-person