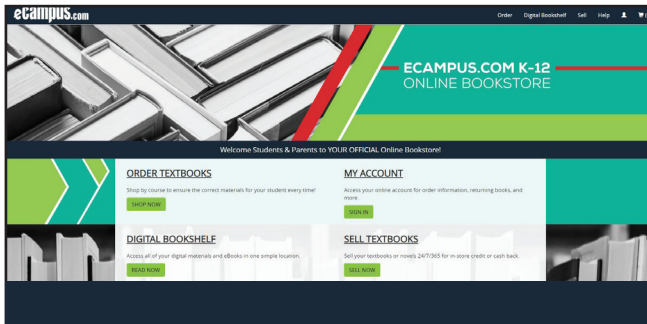


# HOW TO ORDER TEXTBOOKS


## SHOP BY COURSE

1



Go to **catholicmemorialschool.ecampus.com**.

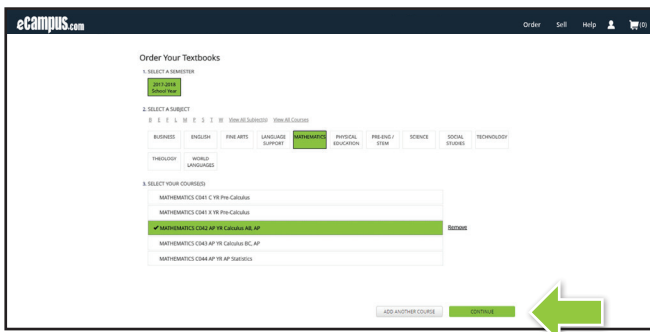
2



Select **"Shop Now"** on the **"Order Textbooks"** widget on the Online Bookstore.

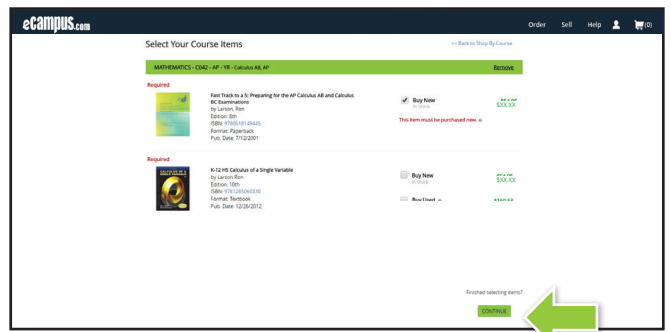
\* You can also click the "Order" button in the top right corner of the screen.

3



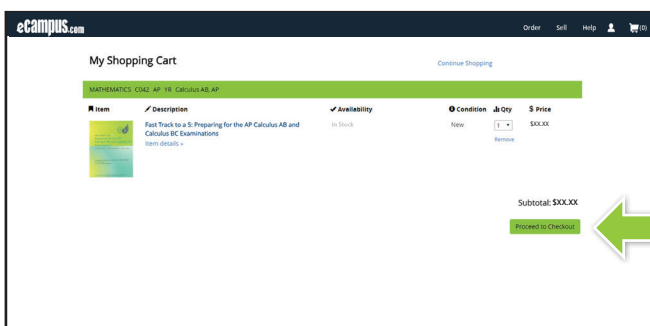
Select the school year and courses you would like to purchase books for using the provided filters to navigate the course listing. Select **"Continue"** once you have made your selections.

4



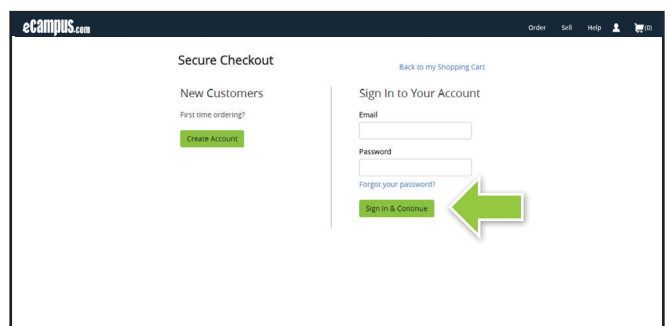
Select the books you would like to purchase, along with the preferred condition and click **"Continue."**

5



Review your **"Shopping Cart"** and press **"Proceed to Checkout."**

6



If you have an existing account, sign in using your login information. If you do not have an account, click **"Create Account."**

7

When you reach the secure checkout screen, input your student's name and email address. This will allow us to send any digital items directly to your student's email, while the parent name and email address will be used for customer service contact, order communication, and school reporting. Select **"Continue."**

8

Fill out your shipping address, select your shipping, and enter your payment information and select **"Continue"** to review your order.

9

If you are satisfied with your order, select **"Place Order"** and you're done! You will receive an order confirmation email for your records.

BOOKMARK YOUR WEBSITE

[catholicmemorialschool.ecampus.com](http://catholicmemorialschool.ecampus.com)

QUESTIONS?

k12support@ecampus.com or 844-523-8980

ecampus.com