



Monthly Snapshot

July 2022

Workforce Planning Hamilton
August 5th, 2022



July 2022

Monthly snapshots are released following Statistic Canada's labour force characteristics data upload schedule.

Topics

- 01** Major Economic Developments
- 02** Employment
- 03** Ontario Youth Statistics
- 04** Industry Changes

Executive Summary

WPH's monthly snapshots offer insight into the **latest labour market trends** for each month. The reports highlight economic trends and employment statistics for Ontario and the Hamilton region. Data are primarily sourced from Statistics Canada and seasonally adjusted data are used (when available) to maintain accuracy with short-term seasonal trends in labour force characteristics.

What's Covered in July's Report


This report covers the economic trends that occurred in July 2022. This report focuses on 4 main topics: 1) major economic developments in Canada; 2) changes in employment within Ontario and Hamilton; 3) Ontario youth statistics; and 4) industry-specific changes.

Main Highlights

- Canadian unemployment rate at **5.0%**, remains at record low.
- Hikes in inflation have continued to cause waning purchasing power for consumers.
- According to the 2021 Census, Canada's population **increased by 5.2%** since 2016.
- Unemployment remains the same for **Ontario at 5.3%**. But, **decreased for Hamilton at 4.3%** in July 2022.
- Ontario youth full-time employment decreased, with an increase of part-time employment.
- The Wholesale and Retail Trade sectors continue to experience industry declines in July 2022.

Workforce Planning Hamilton is a leader in local workforce development, providing evidence-based analysis and engaging a broad range of labour market stakeholders. For more information visit our website at www.workforceplanninghamilton.ca

Major Economic Developments



Recovering from Omicron

In July 2022, the unemployment rate remained at a record-low for Canada. Marking a good recovery from the Omicron-variant that plagued Canada recently. The overall unemployment rate for Canada was 5.0%. In July 2022, the total Canadian labour force was 20,624,100.



Waning Consumer Power

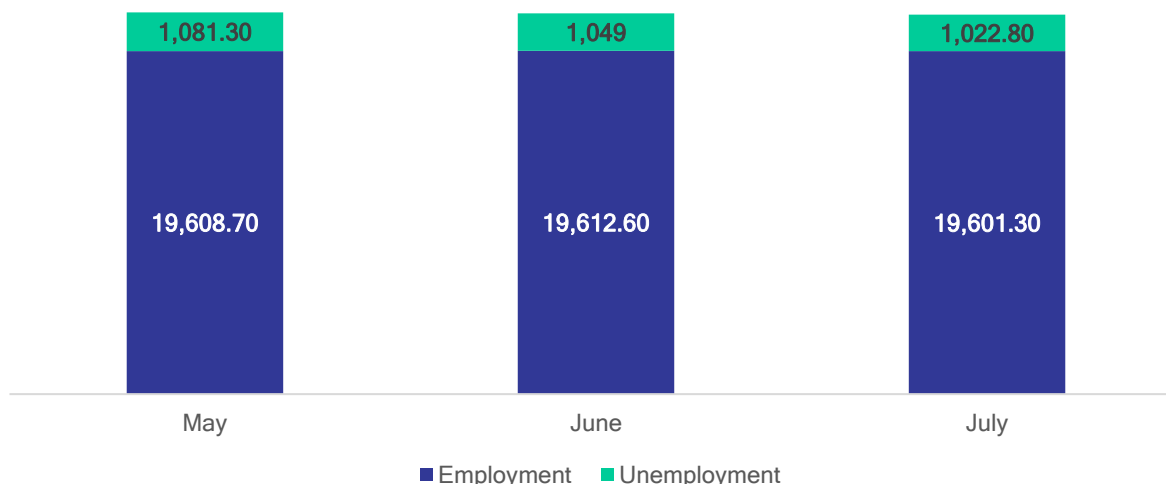
In June 2022, total CPI inflation was at 8.1%. Compared to May 2022, where total CPI inflation was at 7.7% - CPI inflation has increased by 0.4 percentage points. Inflation in Canada has seen hikes since the beginning of 2021, and so far in 2022, has increased significantly. These hikes in inflation have caused consumers to face waning purchasing power.



Canadian Population – Census 2021

According to the 2021 Census, Canada's population increased since the 2016 census. In 2016, there was a total population of 35,151,728. In 2021, this increased to 36,991,981. Further, this is a population percentage change of 5.2%. Immigration Canada has outlined goals for 2022-2024 to increase migration into Canada. These goals will help plot Canada forward as a leader in economic growth and resiliency.

Figure 1. Employment and Unemployment in Canada, July 2022



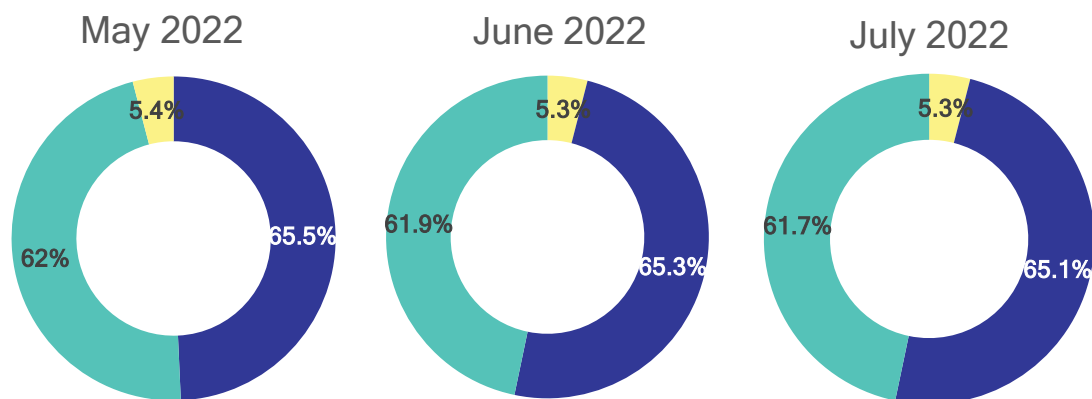
Employment – Rates



● Employment Rate ● Participation Rate ● Unemployment Rate

Ontario

Figure 2. Employment Rates for Ontario, May-July 2022



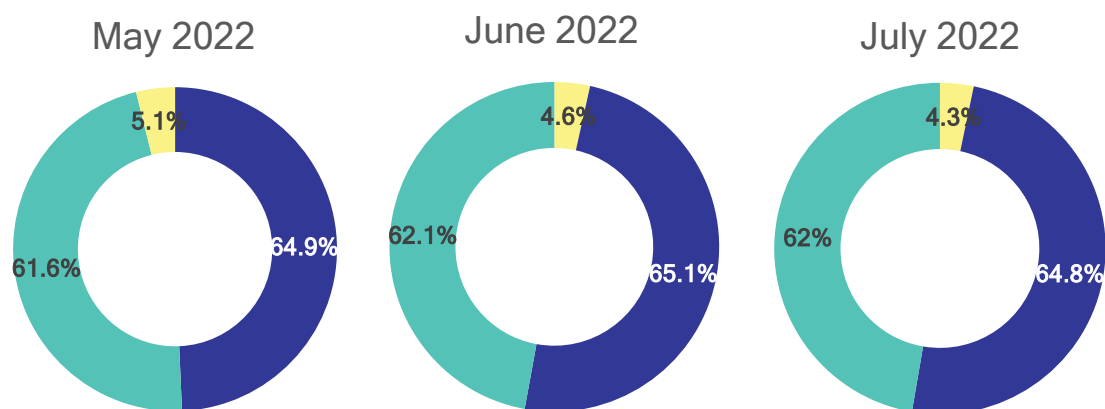
Source: Statistics Canada, Labour Force Survey

In July 2022, the unemployment was 5.3%, the participation rate was 65.1% and the employment rate was 61.7%. Compared to June 2022, the employment rate decreased by 0.2 percentage points and the participation rate decreased by 0.2 percentage points. However, the unemployment rate has stayed consistent from June 2022, at 5.3%. Overall, Ontario's labour market is steady.

● Employment Rate ● Participation Rate ● Unemployment Rate

Hamilton

Figure 3. Employment Rates for Hamilton, May-July 2022



Source: Statistics Canada, Labour Force Survey

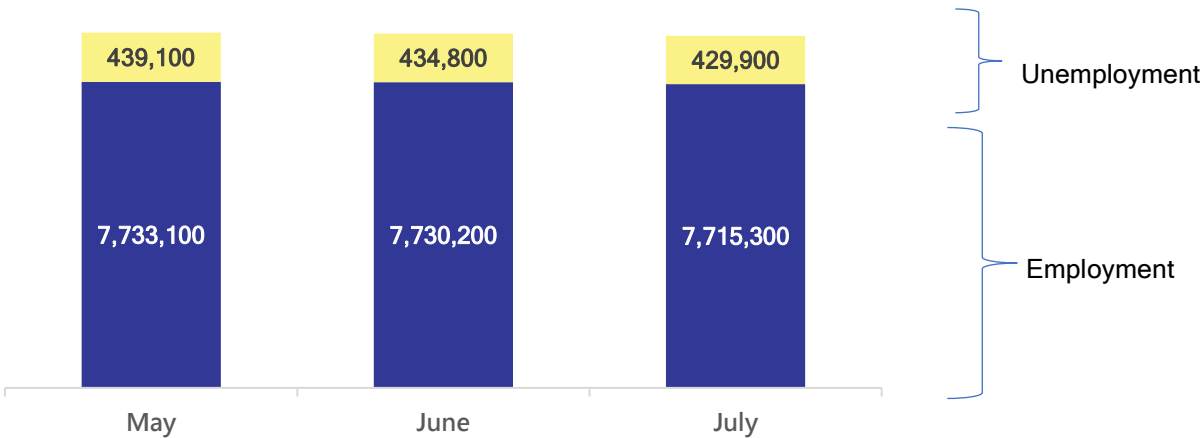
In July 2022, the unemployment rate was 4.3%, the participation rate was 64.8% and the employment rate was 62%. Compared to June 2022, the unemployment rate decreased by 0.3 percentage points, the participation rate decreased by 0.3 percentage points, and the employment rate decreased by 0.1 percentage points. Although there were some decreases in the participation rate and employment rate, the unemployment rate decreased to 4.3% in June 2022. Overall, Hamilton's economy is doing quite well.

Employment – Changes



Ontario

Figure 4. Employment for Ontario, May-July 2022

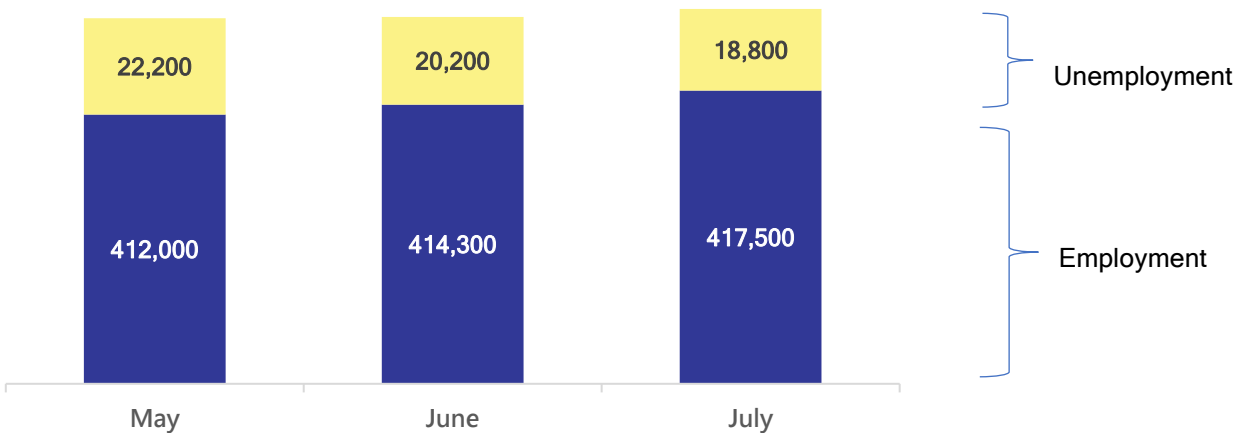


Source: Statistics Canada, Labour Force Survey

Employment figures for Ontario for July 2022 has changed since June 2022. In July, unemployment was at 429,900, a month-over-month decrease of 4,100 unemployed persons. For employment, there was a month-over-month decrease of 14,900 persons. In July, Ontario both gained but lost workers.

Hamilton

Figure 5. Employment for Hamilton, May-July 2022



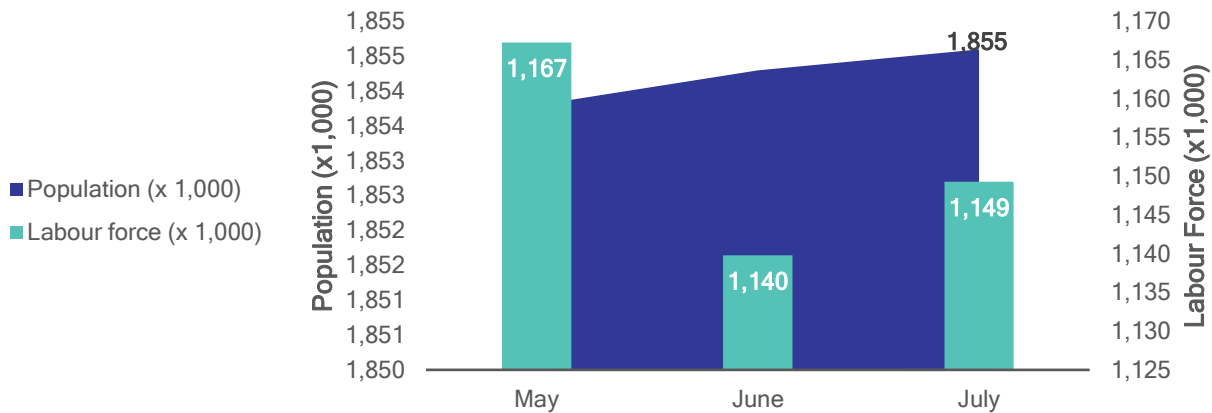
Source: Statistics Canada, Labour Force Survey

Hamilton’s economy in July 2022 was optimistic. There was a total of 18,800 unemployed persons in July, a month-over-month decrease of 1,400 unemployed persons. Likewise, there was a total of 417,500 employed persons - a month-over-month increase of 3,200 new workers into the labour market. Overall, May through July has been a good period of economic growth for Hamilton.



Youth Population and Labour Force

Figure 6. Youth Labour Force (15-24 years), May-July 2022

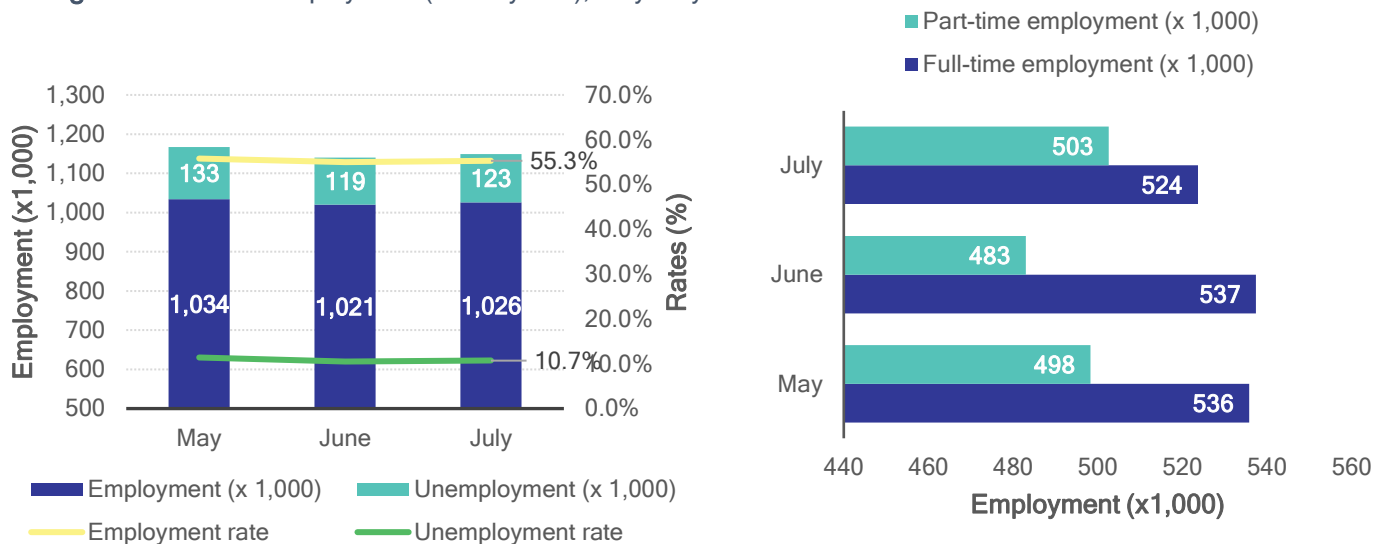


Source: Statistics Canada, Labour Force Survey

For Ontario, the youth population grew by a thousand in July 2022 compared to June 2022. In contrast, Ontario's youth labour force shrunk since June 2022. In July 2022, there was a month-over-month change of 9,000 youth in the labour force.

Youth Employment

Figure 7-8. Youth Employment (15-24 years), May-July 2022



Source: Statistics Canada, Labour Force Survey

In July 2022, youth employment was at 1,026,000 - a month-over-month increase of 5,000 new youth. Unemployment figures, in comparison, increased slightly to 123,000 - a month-over-month increase of 4,000 unemployed youth. Both the unemployment rate and employment rate remained consistent at 55% and 10.7%, respectively. Youth full-time employment decreased by 13,000 and part-time employment increased by 20,000.

Industry – Changes



Top 5 Growing Industries in Ontario

Figure 9. Growth by Industry, June to July 2022

Industry	M/M Change
Manufacturing	13,400
Finance, Insurance, Real Estate, Rental and Leasing	9,800
Agriculture	7,800
Transportation and Warehousing	2,600
Construction	1,700

Source: Statistics Canada, Labour Force Survey

In July 2022, Manufacturing was the top growing industry in Ontario with 13,400 new workers. The Finance, Insurance, and Real Estate, Rental and Leasing Industry was second with 9,800 new workers. Agriculture was third with 7,800 new workers. Transportation and Warehousing was fourth with 2,600 new workers. Lastly, Construction was fifth with 1,700 new workers. With this said, seeing growth in Construction and Manufacturing is a good sign for Hamilton.

Top 5 Declining Industries in Ontario

Figure 10. Decline by Industry, June to July 2022

Industry	M/M Change
Wholesale and Retail Trade	-14,200
Educational Services	-11,400
Information, Culture and Recreation	-9,600
Business, Building and Other Support Services	-7,700
Accommodation and Food Services	-6,500

Source: Statistics Canada, Labour Force Survey

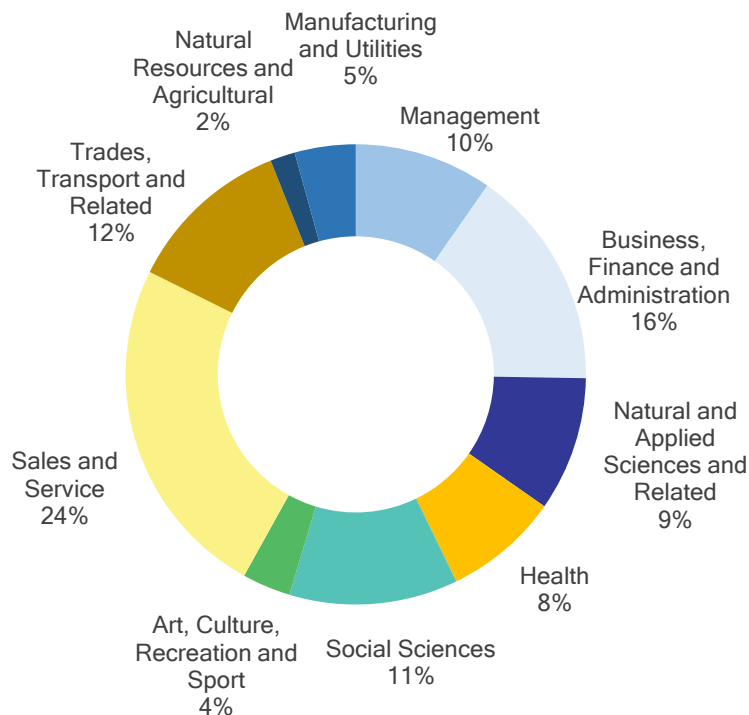
In July 2022, the top declining industry was Wholesale and Retail Trade with a loss of 14,200 workers. Second was Educational Services with a loss of 11,400 workers. Third was Information, Culture, and Recreation with a loss of 9,600. Business, Building and Other Support Services had a loss of 7,700 workers. Additionally, in fifth was Accommodation and Food Services with a loss of 6,500 workers. With this said, Wholesale and Retail Trade was first in top 5 declining industries for June and is first again for July.

Industry – Occupations



Breakdown of Hamilton's Occupations in July 2022

Figure 11. Employment by Occupation-type, Percentage

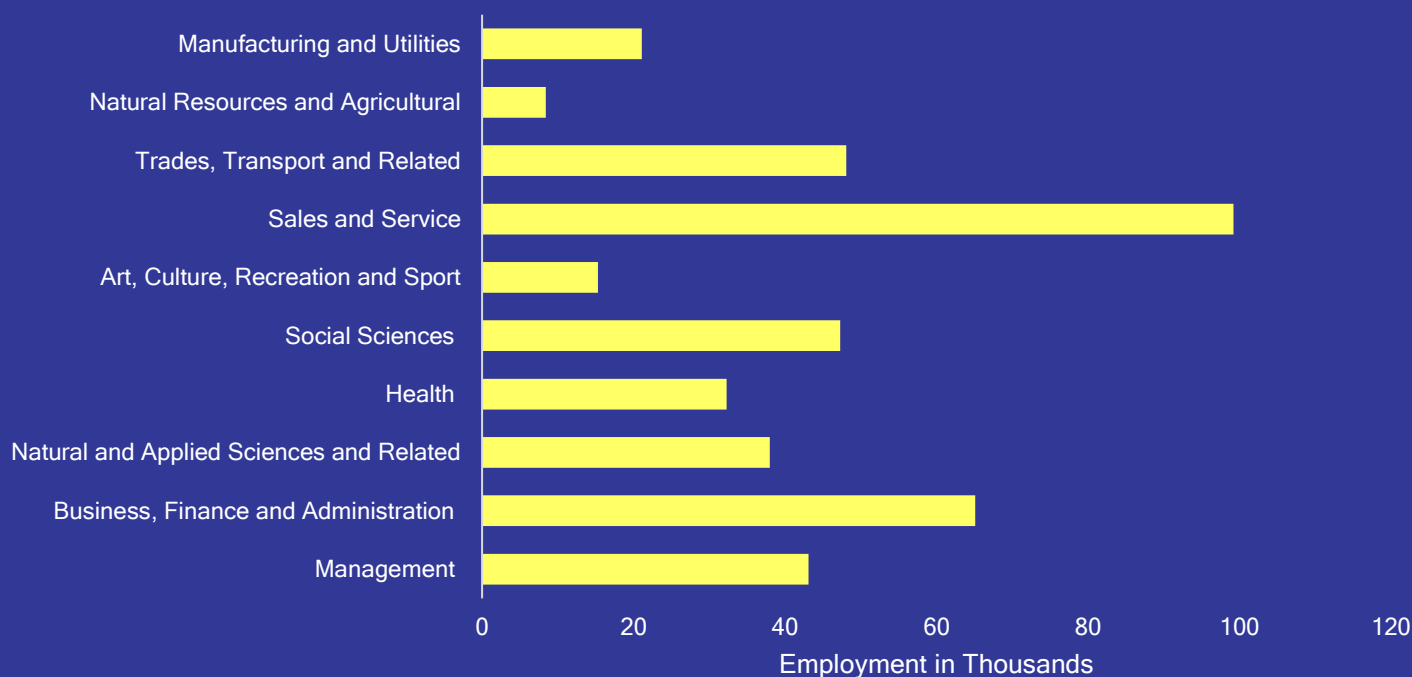


Hamilton is a diverse city with many employment opportunities in the Sales and Service occupation, alongside Business, Finance and Administration occupations.

In July 2022, Hamilton's Sales and Service occupations made up 24% of the city's industry breakdown. The city is situated with many small-to-medium sized businesses and enterprises, and similarly, SMEs make up majority of Hamilton's employment by occupation-type.

Source: Statistics Canada, Labour Force Survey

Figure 12. Employment by Occupations, Hamilton, July 2022



Source: Statistics Canada, Labour Force Survey

Workforce Planning Hamilton

Business, Labour & Community: Planning for Prosperity

Since 1997 Workforce Planning Hamilton has provided planning, partnerships and projects that highlight local labour market trends and support workforce development.

WPH is a member of Workforce Planning Ontario, a network of 25 labour market planning areas across Ontario.

Our evidence-based approach relies on key industry sector and demographic data combined with local intelligence from employers and other local partners to develop a strategic vision for Hamilton.

Log on to WPH's [website](#) and you will:

Discover our community [Projects and Partners](#) that promote labour force development.

Learn about local labour market trends, opportunities, and priorities in our [Publications](#).

Connect to [Links](#) on training, employment, and labour market information.



Workforce Planning Hamilton

Planification de main d'oeuvre de Hamilton

1 Young St #201

Hamilton, Ontario, L8N 1T8

Telephone: 905-521-5777

Fax: 905-521-9309

Email: info@workforceplanninghamilton.ca



Canada 

Ontario 