



# Demographic Profile of Hamilton CMA

As of the 2021 Census...



**785,185**  
People live in Hamilton

+37,635 since the 2016 Census

The **working age group** made up majority of the population, with the **aging population** as the second largest age group



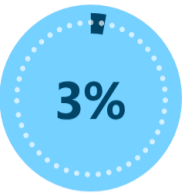
0 to 14



15 to 64



65+



85+

The **average age** for men+ was **40.8**

The **median age** for men+ was **40**

## Age and Gender

The **average age** for women+ was **43.2**

The **median age** for women+ was **43.2**

In 2021, men+ made up **49%** of the population



**58%** were married  
**42%** were single  
**7%** were divorced

**54%** were married  
**46%** were single  
**9%** were divorced



In 2021, women+ made up **51%** of the population

## Income Profile



**Median Individual Income**

**\$42,400**



**Median Household Income**

**\$91,000**

In 2021, men+ made above the median income with an income of **\$48,400**, and women+ made below the median with an income of **\$38,000**.

## Household Income Profile

**11%** of households made **~\$224,000**

**39%** of households made **~\$120,000**

**38%** of households made **~\$56,950**

**12%** of households made **~\$25,600**



In 2021, **9%** of Hamiltonians were in the **low-income after-tax (LIM-AT) group**. In comparison, **12%** were in the **low-income before-tax (LIM-BT) group**

LIM-AT

**72,610**


**700,830**

LIM-BT


**94,715**

**678,725**


## Households and Families




**178,240** cis-gender couples with children



**1,025** cis-women couples with children



**825** cis-men couples with children



**785** transgender/non-binary couples with children

## Dwelling Structures



**55%** of households lived in **single detached houses**  
**3%** of households lived in **semi-detached houses**  
**14%** of households lived in **row houses**  
**1%** of households lived in **single-attached houses**

**16%** of households lived in **apartments with 5 or more stories**  
**8%** of households lived in **apartments with fewer than 5 stories**  
**3%** of households lived in **apartments or flats in duplexes**



## Military Statistics

Hamilton had a total of **630,180** **military members**

There was a near even split of men+ and women+ in military service


**304,500** members were men+

**303,810** members were women+



**Persons aged 25 to 64 years** made up majority of military participation at 66%; persons aged 65+ at 22%; and persons aged 17 to 24 years at 12%

**12%**



**66%**



**22%**

