

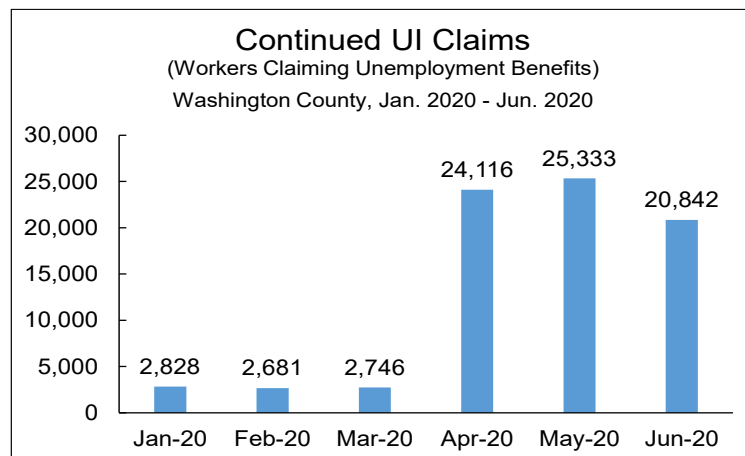
# Washington County Economic Indicators July 2020 (June Data)

Washington County's unemployment rate was 9.6 percent in June 2020 compared with 3.2 percent this time last year. More than 32,000 remain unemployed which is still larger than the Great Recession high of about 30,000 individuals.

From May to June 2020, Washington County's added 9,300 jobs or 3 percent of nonfarm employment. Between employment growth in May and June, 38 percent of jobs lost in April 2020 have been recovered. Over 4,000 jobs were added in leisure and hospitality, a 30 percent increase. Other services and manufacturing also saw notable gains. However, almost all industries remain below June 2019 figures.

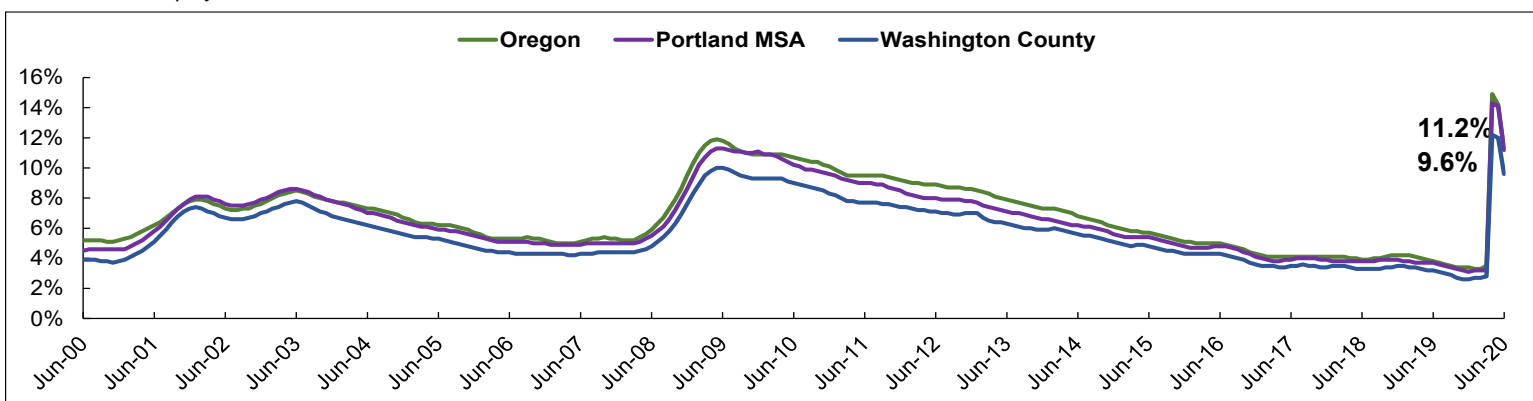
Workers in Washington County claiming continued unemployment benefits peaked in May 2020. Over 25,000 individuals continued to request unemployment in May which is about nine times higher than what we saw prior to COVID-19. While still over seven times higher than March 2020, continued unemployment claims declined to 20,842 in June.

**Graph of the Month: Workers Continuing to Claim Unemployment Benefits Declines, But Remains Above Pre-COVID Levels**  
U.S. Bureau of Labor Statistics, Oregon Employment Department, June 2020



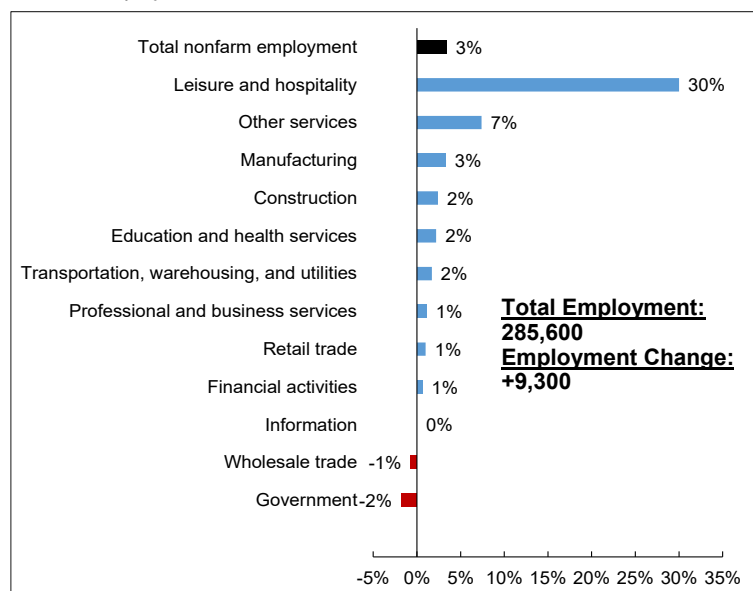
## Unemployment Rate

June 2000 to June 2020, Seasonally Adjusted  
Local Area Unemployment Statistics



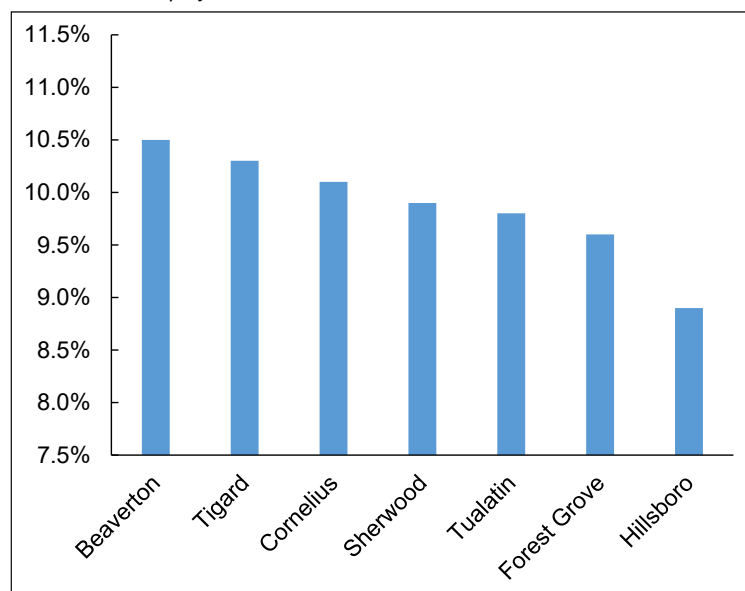
## Several Industries Start to Recover Job Losses

May 2020 to June 2020, percentage change  
Current Employment Estimates



## Unemployment Rates in Washington County Cities

June 2020, Not Seasonally Adjusted  
Local Area Unemployment Statistics



Have questions? Want to subscribe? Contact me!  
Brandon Schrader, Workforce Analyst

(503) 360 - 2421  
Brandon.W.Schrader@oregon.gov