How To Add Captions (In Another Language) To A YouTube Video
Agregar Subtítulos (En Otro Idioma) A Un Video De YouTube
Sida Loogu Daro Qoraallo (luqad kale ah) Fiidiyowga YouTube-ka

English:

1. Press this button.

2. Press this button.

3. Press the "Subtitles/cc: English (auto-generated)" button.

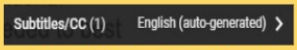

4. Select "Auto-Translate."

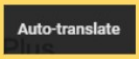

5. Choose "Somali" from the list that appears (or the language needed).

Somali:

1. Calaamadaan taabo

2. Calaamadaan taabo

3."Subtitles/cc: English (auto-generated)" taabo

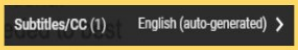

4. "Auto Translate" taabo

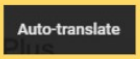

5. Liiska kuu soo baxo, waxaad ka doorataa “Somali"

Español

1. Presione este botón

2. Presione este botón

3. Presione "Subtitles/cc: English"



4. Seleccione "Auto-Translate"

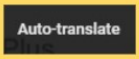

5. Elija "Español" de la lista que aparece