



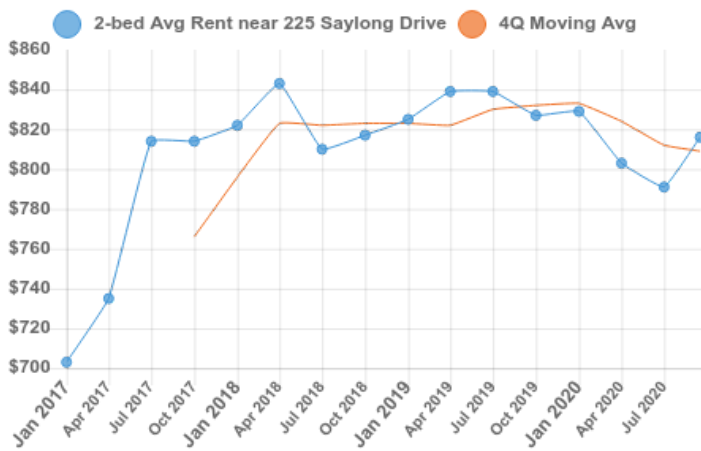
## 225 Saylong Drive Pittsburgh, Pennsylvania 15235

Results based on 17, 2-bedroom, single bath House rentals seen within 12 months in a 3.00 mile radius.

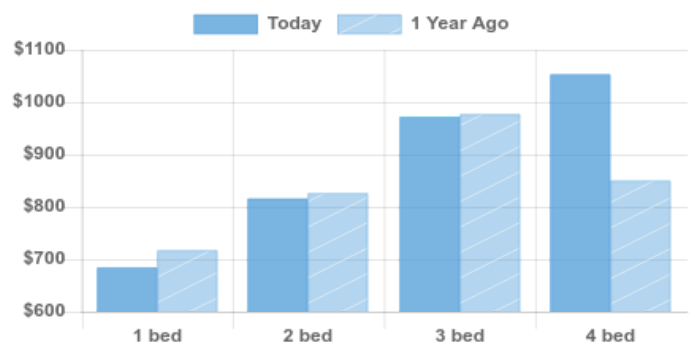
AVERAGE	MEDIAN	25TH PERCENTILE	75TH PERCENTILE
\$816 $\pm 3\%$	\$805	\$742	\$890

Report generated: 16 Sep 2020

### Historical Trend Line



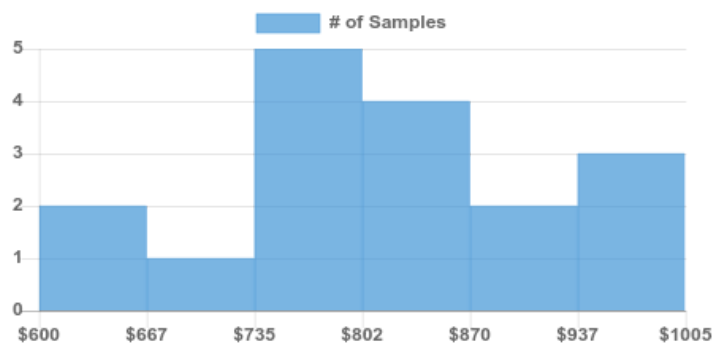
### Average Rent by Bedroom Type



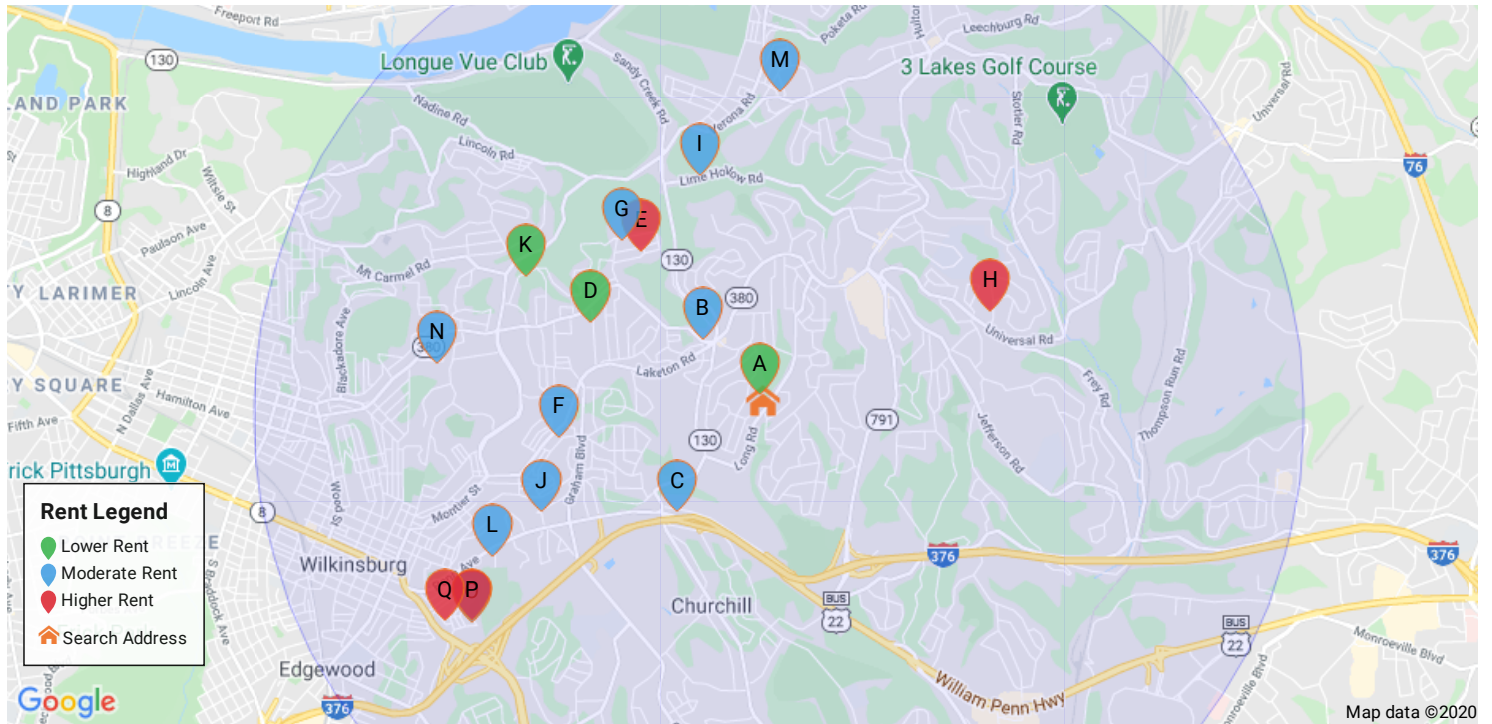
### Summary Statistics

Sample Size	17
Sample Min	\$600
Sample Max	\$1,000
Sample Median	\$805
Sample Mean	\$816
Sample Standard Deviation	\$110
25th – 75th Percentile	\$742 – 890
10th – 90th Percentile	\$675 – 956
5th – 95th Percentile	\$636 – 996

### Rent Distribution



# Sample of Listings Used



Address	Distance	Rent	Size	\$/ft <sup>2</sup>	Beds	Baths	Bldg Type	Last Seen
<b>A</b> 511 Pennwood Dr, Pittsburgh, PA 15235	0.21 mi	\$725	966 ft <sup>2</sup>	\$0.75/ft <sup>2</sup>	2 bed	1.0ba	House	May 2020
<b>B</b> 10491 Frankstown Rd, Penn Hills, PA 15235	0.8 mi	\$789			2 bed	1.0ba	House	Oct 2019
<b>C</b> 2500 Mc Crady Rd, Pittsburgh, PA 15235	1.05 mi	\$805			2 bed	1.0ba	Duplex	Jun 2020
<b>D</b> 140 Howard St, Penn Hills, PA 15235	1.58 mi	\$600	1,218 ft <sup>2</sup>	\$0.49/ft <sup>2</sup>	2 bed	1.0ba	House	Nov 2019
<b>E</b> 10170 Pearl Rd, Pittsburgh, PA 15235	1.61 mi	\$950	1,000 ft <sup>2</sup>	\$0.95/ft <sup>2</sup>	2 bed	1.0ba	House	Jul 2020
<b>F</b> 2213 Chalfant St, Pittsburgh, PA 15221	1.66 mi	\$790	1,200 ft <sup>2</sup>	\$0.66/ft <sup>2</sup>	2 bed	1.0ba	House	Apr 2020
<b>G</b> 10110 Clair Ave, Pittsburgh, PA 15235	1.77 mi	\$875			2 bed	1.0ba	House	Sep 2019
<b>H</b> 141 Collins Dr, Pittsburgh, PA 15235	1.77 mi	\$1,000			2 bed	1.0ba	House	Oct 2019
<b>I</b> 419 Lime Hollow Rd, Verona, PA 15147	1.9 mi	\$825	1,030 ft <sup>2</sup>	\$0.80/ft <sup>2</sup>	2 bed	1.0ba	House	Apr 2020
<b>J</b> 2020 Lindsay Rd, Pittsburgh, PA 15221	1.93 mi	\$850			2 bed	1.0ba	Duplex	Dec 2019
<b>K</b> 424 Hochberg Rd House A, Pittsburgh, PA 15235	2.17 mi	\$650			2 bed	1.0ba	Duplex	Feb 2020
<b>L</b> 1429 Summit St, Pittsburgh, PA 15221	2.4 mi	\$750			2 bed	1.0ba	Duplex	Jan 2020
<b>M</b> 1825 Rosedale St, Verona, PA 15147	2.43 mi	\$750	1,300 ft <sup>2</sup>	\$0.58/ft <sup>2</sup>	2 bed	1.0ba	Duplex	Jun 2020
<b>N</b> 124 Madonna St, Pittsburgh, PA 15221	2.6 mi	\$750			2 bed	1.0ba	House	Oct 2019
<b>O</b> 531 Princeton Blvd, Pittsburgh, PA 15221	2.79 mi	\$850			2 bed	1.0ba	House	Jan 2020
<b>P</b> 535 Princeton Blvd, Pittsburgh, PA 15221	2.79 mi	\$975			2 bed	1.0ba	House	May 2020
<b>Q</b> 538 Midland St, Pittsburgh, PA 15221	2.95 mi	\$925	1,272 ft <sup>2</sup>	\$0.73/ft <sup>2</sup>	2 bed	1.0ba	House	Oct 2019

# Subject Property Details

225 Saylong Drive, Pittsburgh, Pennsylvania 15235

## Vitals

Bedrooms	2
Baths	1
Year Built	1955
Property Use Group	Residential

## Tax Information

Year Assessed	2020
Assessed Value	\$36,300
Tax Fiscal Year	2020
Tax Rate Area	934
Tax Billed Amount	\$1,446.00

## Sale Information

Assessor Last Sale Date	2004-07-12
Assessor Last Sale Amount	\$63,600
Deed Last Sale Date	2004-07-12
Deed Last Sale Amount	\$63,600

## Property Size

Building Area	1,008 ft <sup>2</sup>
Lot Area	0.1377 acres
Lot Dimensions	0.0x0.0

## Deed Information

Mortgage Amount	\$
Mortgage Date	
Lender Name	

## Other Information

Roof Material	Composition Shingle
HVAC Cooling Detail	Unknown
HVAC Heating Detail	Central
HVAC Heating Fuel	Unknown

*The research and data included in this report is aggregated from a variety of sources and many are third parties that are not affiliated with Rentometer, Inc. The information is believed to be accurate, but Rentometer, Inc. does not provide a warranty of any kind, either expressed or implied.*