

OAK GROVE UMC

2025 3RD QTR HIGHLIGHTS

YTD thru Week 40

SUNDAY WORSHIP

Avg. Weekly
Inperson Worship = **173**

Up from 2024 Avg. of 163 thru Wk 40



Launched two new Children's Opportunities during 8:30 Service

- Kid's Connect - Acorn Grove
- Nursery Care

74 WK
Avg. Attendance
Traditional
Worship

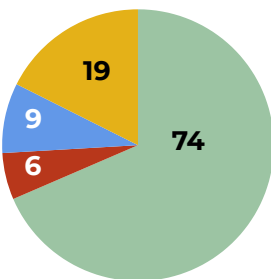
Up from 2024 Avg. of 67 thru Wk 40

99 WK
Avg. Attendance
Non-Traditional
Worship

Up from 2024 Avg. of 96 thru Wk 40

SUNDAY SCHOOL

Avg Attendance = 108



Adult Avg. up from 2024 Avg. of 70 thru Wk 40

Young Adult Avg. up from 2024 Avg. of 5 thru Wk 40

Youth & Adult Leaders consistent with 2024 Avg. of 9 thru Wk 40

Children & Adult Leaders Avg. down from 2024 Avg. of 37 thru Wk 40 but up from 2025 Mid-Yr Avg. of 16.

COMBINED SS & SG

Avg Attendance = 160

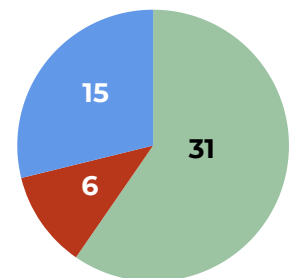
- Adults
- Young Adults
- Youth & Adult Leaders
- Children & Adult Leaders

Avg. Combined SS & SG down from 2024 Avg. Of 165 thru Wk 40



SMALL GROUPS

Avg Attendance = 59



Adult Avg. up from 2024 Avg. of 30 thru Wk 40 but down from Mid-Yr. 2025 Avg. of 36

Young Adult Avg. down from 2024 Avg. of 9 thru Wk 40

Youth & Adult Leaders Avg. up from 2024 Avg. of 7 thru Wk 40

Membership & Baptisms

- New Members - 20
- Baptisms
 - (0-2 yrs) - 4
 - 13 or Older) - 3



Prof. of Faith Other than Confirmation - 10



Prof. of Faith through Confirmation - 6



Transferred In - 4



Removed by Death - 2



1st-Time Visitors - 45

- Implemented visitor followup process
- Communicating with 1st time visitors via Text-in-Church Software
- Created a new welcome center
- Launched new Reach webpage
- Averaging 21 cards per month to homebound and bulletin summaries
- 45 visits to homebound with gifts by the United Women of Faith

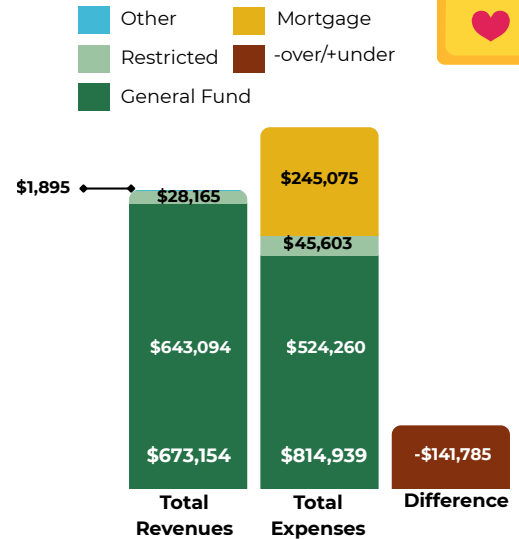


- 2025-26 School Year
- Enrollment @96%
- Expanded through 2nd Grade
- Combined 1st/2nd Grade Class of 22 Students
- Held 1st post COVID consignment sale
- Held 2nd consignment sale; raised \$5K for school
- Successful 3 weeks of Summer Camps - Brought in >\$5K in profit
- Launched **S.T.A.R.S.** (School Team Assisting with repairs and Security)



- Jeremiah Project Retreat - 6 Youth, 5 Adults
- Served Dinner at CAST
- Gym Night returned in March - 15 Youth, 8 Adults
- Confirmation - 6 Youth
- SML Youth Retreat - 10 Youth; 5 Adults

YTD Giving

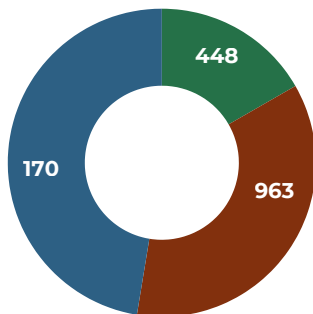


Connection through Fun & Fellowship 10 Special Events

- Family Movie Nights - 3 Events
- Chili Cookoff - to benefit Youth Missions
- Coastal VA District Workshop
- Graduation Reception
- Confirmation Reception
- Pastor Britney Reception
- Mandy Midgett Reception
- Fall Ministry Fair
- OGUMC Tides' Game Night - Coordinated by the United Methodist Men



Provided Groceries for
2683 People YTD 2025



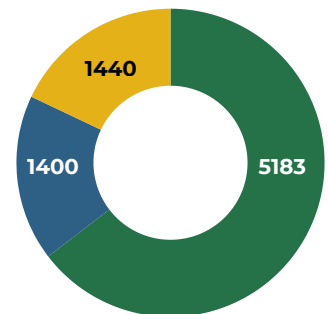
Food Pantry

- Ages 0-17
- Ages 18-59
- Ages 60+

OGUMC Feeding Ministries

- **Community Meals** - 5183
- **CAST** - 2 hot meals/1 bag lunch per day
- **Meals on Wheels** - EST 175 meals per mo.. Note: Feb delivery cancelled due to inclement weather

Est. 8023 Meals
Served YTD 2025



Pack a Backpack Drive: provided B.M. Williams Elementary School with 31 packed backpacks; 8 extra backpacks and 4 large bags of loose supplies

Southeastern Cooperative Educational Programs (SECEP) - Provided opportunities to students who have special needs.