

OAK GROVE UMC

2025 HIGHLIGHTS

SUNDAY WORSHIP

Avg. Weekly
Inperson Worship = **177**
Up from 2024 Avg. of 170

77 WK
Avg. Attendance
Traditional
Worship

Up from 2024
Avg. of 67

100 WK
Avg. Attendance
Non-Traditional
Worship

Maintained 2024
Avg. of 100

Worship
MINISTRY TEAM



Special Services

Ash Wednesday - 56

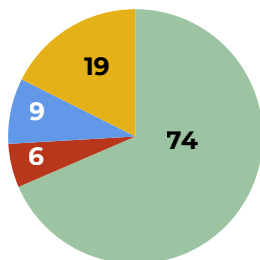
Good Friday - 91

Easter - 302

Christmas Eve - 273

SUNDAY SCHOOL

Avg Attendance = 108



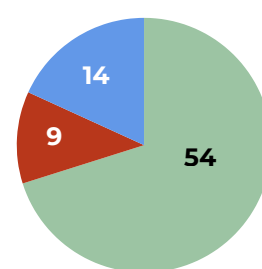
COMBINED SS & OTSS

Avg Attendance = 185

- Adults
- Young Adults
- Youth & Adult Leaders
- Children & Adult Leaders

Other-than-Sunday School

Avg Attendance = 77



2025 average Sunday School attendance is down from 2024 avg. of 133, however average Other-than-Sunday School attendance is up from 2024 avg. of 46.

2025 average combined Sunday School & Other-than Sunday School is up from 2024 avg. of 179.

GROW
MINISTRY TEAM

Membership & Baptisms

- New Members - 23
- Baptisms
 - (0-12 yrs) - 6
 - 13 or Older) - 3



Prof. of Faith Other than Confirmation - 12



Prof. of Faith through Confirmation - 6



Transferred In - 5



Removed by Death - 2

Reach
MINISTRY TEAM

1st-Time Visitors - 48

- Implemented visitor followup process
- Communicating with 1st time visitors via Text-in-Church Software
- Created a new Welcome Center
- Launched new Reach "I'm New" webpage
- Averaging 21 cards per month to home-bound and bulletin summaries
- 61 visits to homebound with gifts by the United Women of Faith
- Held "Get to Know the Grove" through the year
- Sending out "Journeying Through Grief" books



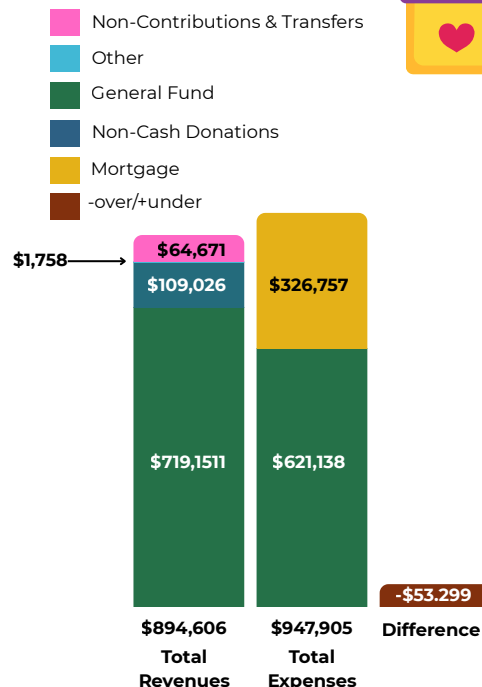
2025-26 School Year

- Enrollment @96%
- Expanded through 2nd Grade
- Combined 1st/2nd Grade Class of 22 Students
- Held 1st post COVID Consignment sale
- Held 2nd Consignment sale; raised \$5K for school
- Successful 3 weeks of Summer Camps - Brought in >\$5K in profit
- Launched **S.T.A.R.S.** (School Team Assisting with Repairs and Security)



- Jeremiah Project Retreat - 6 Youth, 5 Adults
- Served Dinner at CAST
- Gym Night returned in March - 15 Youth, 8 Adults
- Confirmation - 6 Youth
- SML Youth Retreat - 10 Youth; 5 Adults
- 4 Fund Raisers
- Chrysalis - 4 youth
- Mission Trip - 10 Youth

2025 Giving

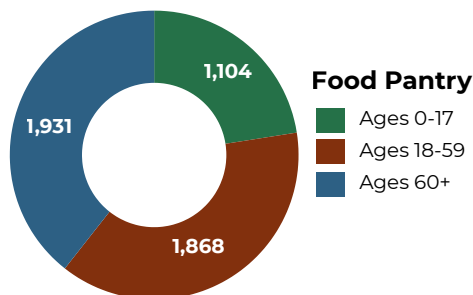


Connection through Fun & Fellowship

- Family Movie Nights - 3 Events
- Chili Cookoff - to benefit Youth Missions
- Coastal VA District Workshop
- Graduation Reception
- Confirmation Reception
- Pastor Britney Reception
- Mandy Midgett Reception
- Fall Ministry Fair
- OGUMC Tides' Game Night - Coordinated by the United Methodist Men
- December Create & Celebrate



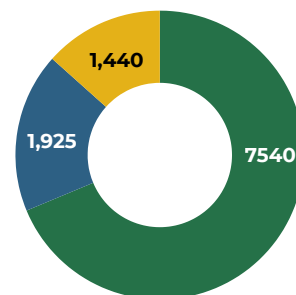
Provided Groceries for 4,903 People in 2025



OGUMC Feeding Ministries

- **Community Meals**
- **CAST** - 2 hot meals/1 bag lunch per day
- **Meals on Wheels** - EST 175 meals per mo.. Note: Feb delivery cancelled due to inclement weather

Est. 10,905 Meals Served in 2025



Note: Food Pantry began the year averaging **209 people/mo** in the 1st Qtr and ended the 4th Qtr averaging **740 people/mo**. 2025 average was **409 people/mo**. Highest month was November where groceries were provided for **901 people**!

Note: Community Meals began the year averaging **120 meal/wk** in the 1st Qtr and ended the 4th Qtr averaging **184 meals/wk**. 2025 average was **145 meals/wk**. Highest week was November 5th when **205 meals were served**! Community Dinner was brought inside **Christmas Eve with 150 guests**.

Pack a Backpack Drive: provided B.M. Williams Elementary School with 31 packed backpacks; 8 extra backpacks and 4 large bags of loose supplies

Southeastern Cooperative Educational Programs (SECEP) - Provided opportunities to students who have special needs.

Adult Mission Trip - Worked on 3 houses in New Bern, NC. First adult mission trip in several years.