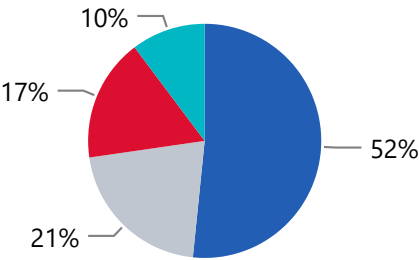


Police District 18 by Numbers (10/01/2019 - 09/30/2020)

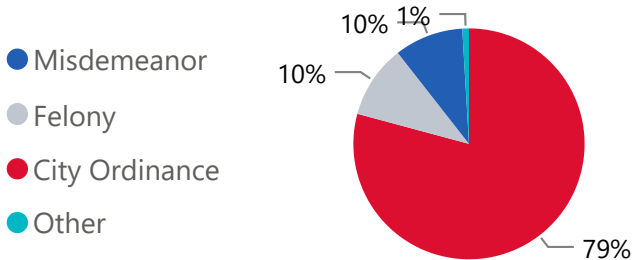
All Arrest in Police District 18

Arrest Type	Arrestee # (Total)	Arrestee % (Total)	Arrest # (Protest-related & Looting)
Felony	489	21%	33
Misdemeanor	1196	52%	31
City Ordinance	394	17%	255
Other	238	10%	3
Total	2317	100%	322

Arrest Type



Arrest Type (Protest-related & Looting)



Overall	Looting	Protest related
76%	96%	70%
Approval Rate	Approval Rate	Approval Rate

Total felony filed	Looting	Protest related
586	51	7
cases	cases	cases

Felony Dispo'd	Overall	Looting/protest cases not dispo'd yet
411	60%	
cases	Conviction rate	

Top 10 SAO Reviewed Category

Offense Type	Offender #	Approval Rate
Retail Theft	153	42%
UUW - Unlawful Use of Weapon	103	88%
Burglary	83	96%
Identity Theft	31	100%
Theft	28	79%
Robbery	27	89%
Aggravated Battery	26	81%
Aggravated Battery Police Officer	18	100%
Possession of Stolen Motor Vehicle	16	81%
Aggravated Battery With A Firearm	12	67%

Top 10 Charged Category

Offense Type	Offender #
Narcotics	115
UUW - Unlawful Use of Weapon	94
Burglary	83
Retail Theft	67
Identity Theft	32
Robbery	23
Aggravated Battery	21
Theft	21
Aggravated Battery Police Officer	19
Possession of Stolen Motor Vehicle	15

Top 10 Prosecuted Category

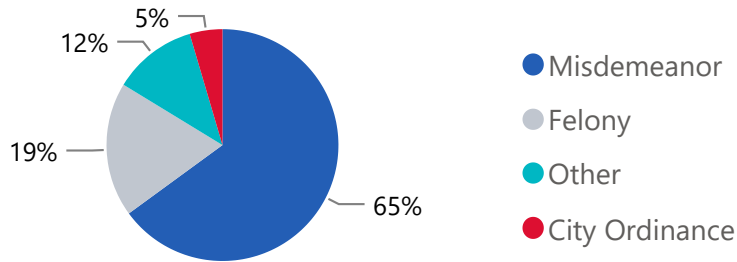
Offense Type	Offender #	Guilty #	Conviction %
Narcotics	92	25	27%
Retail Theft	89	47	53%
Identity Theft	30	27	90%
Theft	27	10	37%
UUW - Unlawful Use of Weapon	27	15	56%
Burglary	24	15	63%
Aggravated Battery	22	17	77%
Armed Robbery	18	18	100%
Aggravated Battery Police Officer	11	11	100%
Sex Crimes	9	9	100%

Police District 19 by Numbers (10/01/2019 - 09/30/2020)

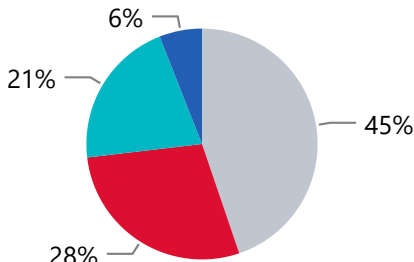
All Arrest in Police District 19

Arrest Type	Arrestee # (Total)	Arrestee % (Total)	Arrest # (Protest-related & Looting)
Felony	333	19%	30
Misdemeanor	1153	65%	4
City Ordinance	81	5%	19
Other	208	12%	14
Total	1775	100%	67

Arrest Type



Arrest Type (Protest-related & Looting)



Overall	Looting	Protest related
79% Approval Rate	100% Approval Rate	100% Approval Rate

Total felony filed	Looting	Protest related
355 cases	15 cases	8 cases

Felony Dispo'd	Overall	Looting/protest cases not dispo'd yet
248 cases	68% Conviction rate	

Top 10 SAO Reviewed Category

Offense Type	Offender #	Approval Rate
Retail Theft	70	31%
Burglary	55	96%
UUW - Unlawful Use of Weapon	30	87%
Theft	24	88%
Aggravated Battery Police Officer	17	88%
Robbery	16	94%
Sex Crimes	15	87%
Aggravated Battery	14	93%
Armed Robbery	13	85%
Aggravated DUI	11	100%

Top 10 Charged Category

Offense Type	Offender #
Burglary	55
Narcotics	54
UUW - Unlawful Use of Weapon	30
Retail Theft	25
Theft	22
Aggravated DUI	17
Aggravated Battery Police Officer	16
Robbery	15
Aggravated Battery	14
Armed Robbery	13

Top 10 Prosecuted Category

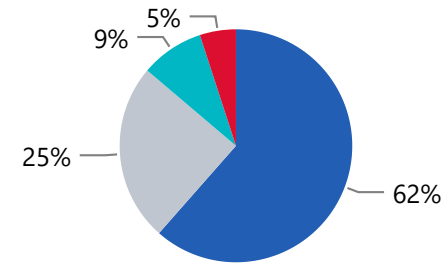
Offense Type	Offender #	Guilty #	Conviction %
Narcotics	49	10	20%
Retail Theft	24	10	42%
Burglary	21	20	95%
Theft	20	15	75%
UUW - Unlawful Use of Weapon	15	12	80%
Robbery	14	12	86%
Aggravated DUI	13	12	92%
Residential Burglary	10	9	90%
Aggravated Battery	9	7	78%
Homicide	8	6	75%

Ward 43 by Numbers (10/01/2019 - 09/30/2020)

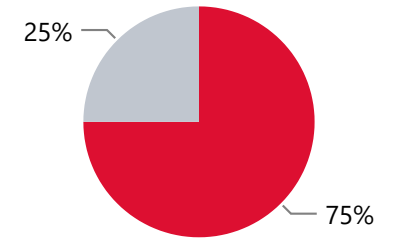

All Arrest in Ward 43

Arrest Type	Arrestee # (Total)	Arrestee % (Total)	Arrest # (Protest-related & Looting)
Felony	59	25%	1
Misdemeanor	147	62%	0
City Ordinance	12	5%	3
Other	21	9%	0
Total	239	100%	4

Arrest Type



Arrest Type (Protest-related & Looting)



Overall

76%
Approval Rate

Looting

100%
Approval Rate

Protest related

100%
Approval Rate

Total felony filed

56
cases

Looting

1
cases

Protest related

1
cases

Felony Dispo'd

56
cases

Overall

68%
Conviction rate

Looting/protest cases not dispo'd yet

Top 10 SAO Reviewed Category

Offense Type	Offender #	Approval Rate
Burglary	14	100%
Retail Theft	8	13%
Robbery	5	100%
Aggravated Battery	4	25%
Arson	4	75%
Possession of Stolen Motor Vehicle	4	100%
Residential Burglary	4	100%
UUW - Unlawful Use of Weapon	4	100%
Armed Robbery	3	100%
Theft	3	33%

Top 10 Charged Category

Offense Type	Offender #
Burglary	15
Robbery	5
UUW - Unlawful Use of Weapon	5
Possession of Stolen Motor Vehicle	4
Residential Burglary	4
Arson	3
Narcotics	3
Armed Robbery	2
Failure to Register as a Sex Offender	2
Retail Theft	2

Top 10 Prosecuted Category

Offense Type	Offender #	Guilty #	Conviction %
Theft	9	3	33%
Burglary	8	6	75%
Residential Burglary	6	6	100%
Narcotics	4	1	25%
Retail Theft	4	2	50%
Armed Robbery	3	3	100%
Failure to Register as a Sex Offender	3	1	33%
Sex Crimes	3	3	100%
Aggravated Battery Police Officer	2	2	100%
UUW - Unlawful Use of Weapon	2	0	0%