

Dear Parent.

We had such a fun and exciting week in our classroom with the theme of “Pets!” Your children did a wonderful job engaging in all the activities, and we enjoyed seeing their enthusiasm as we explored different types of pets and how to care for them. Here’s a quick recap of what we worked on this week:

#### Monday: Introduction to Pets

We kicked off the week by talking about what pets are and the different kinds of pets people have at home. The children enjoyed sharing stories about their own pets and looking at pictures of pets. They also made a pet collage to showcase their favorite animals.

#### Tuesday: Taking Care of Pets

On Tuesday, we focused on how to care for pets, including feeding, grooming, and playing with them.

#### Wednesday: Exploring Different Types of Pets

We explored more unusual pets like dogs, fish, and turtles. The children made animal masks, choosing which type of pet they liked best. They had so much fun wearing their masks and pretending to be their favorite pets!

#### Thursday: Animal Sounds and Story time

Thursday was all about pet sounds! We played a guessing game with different animal noises, and the children loved imitating the sounds of dogs, cats, and birds. We also sang some fun songs about pets, including “B-I-N-G-O” and “How Much Is That Doggy in the Window?” and we read books such as: The Pout-Pout Fish, A lot of Dogs.



#### Friday: Pet-Themed Art



We wrapped up the week with a creative pet-themed art activity. The children painted and colored pictures of pets, expressing all the things they learned throughout the week. It was great to see how much they enjoyed making their artwork! Another activity we did was matching the animals with their houses and from there we chose one and created it in class.



The children made an art project of the pets they have at home such as a dog. Using materials such as small paper plates, glue, brown paint, paint brushes, eye stickers, brown and black construction paper.

This week, the children had music class with Ms. Laura. The children stretch their bodies, dance, talk about their emotions and play the maraca.

#### REMINDER

 FRIDAYS : On Fridays, school bags go home with the children’s belongings such as pillows and blankets. The school bags are to be returned with the children’s belongings for the week and will be sent home at the end of the week again.

 EXTRA CLOTHES : Please provide two complete sets of extra clothes for the week to ensure your child can be changed and the dirty clothing can be sent home.

 FAMILY PHOTO : Thank you to all parents who have brought in their family photos, if you have not done so yet please provide a family photo of family members and pets to display in the classroom so your child can look at these beautiful photos throughout the day.

✂️NAIL TRIMMING✂️: Please trim your children's nails to prevent harm from themselves or others around them such as teachers and classmates. Thank you!

🎂Happy Birthday Liam 🎂: Thank you Liam for celebrating your special day with us providing McDonalds for your classmates!!!

📧Have a great Weekend 📧

Mrs. Yeysleydy & Ms. Lauren