

The Faces of Easter 1

Background

Focus: Jesus' birth and growth

Lent is the season in which we prepare for Easter. This lesson helps children prepare for the Mystery of Easter. We move toward the Mystery by hearing the stories of Christ's journey toward the cross and resurrection. This week's presentation focuses on the face of Christ as a newborn child.

Material

The basket for The Faces of Easter is on one of the New Testament shelves.

It contains:

- a purple and white felt underlay
- 7 Faces of Christ plaques

Movements

When the children are ready, go get the story basket and bring it to the circle.

Put the cards at your side and place the scroll in front of you. Unroll the underlay toward the children to uncover the rectangle for the first plaque.

Pick up the first plaque (with the picture of the infant Jesus) and hold the face toward the children. Point to the figures as you identify them and trace around their faces.

Words

Watch carefully where I go so you will always know where to find this lesson.

In the beginning, the baby was born. God chose Mary to be the Mother of God. Listen carefully! Listen to the words.

God chose Mary to be the Mother of God, and the Word was born a wordless child.



HOLDING THE FIRST PLAQUE (CHILDREN'S PERSPECTIVE)

In Mary's face, trace the cross with your index finger along the line of the nose to the mouth, and then the line from eye to eye. Repeat for Joseph's face.


When the baby looked up into the face of the Mother Mary, he already saw the cross. When he looked into the face of the Father Joseph, the cross was there, too.

Trace a circle around the whole family.

The Mother Mary and the Father Joseph held the baby very close. They kept the baby warm. They gave the baby everything the baby needed to grow, and it began to grow.

When you have enjoyed for a moment the idea of the baby growing, put the plaque down on the underlay, facing the children.

Now I wonder if there is anything in this room that you can bring and put beside this picture to help us tell more about this part of the story. Look around and see. I will go around the circle and ask each one of you if you would like to go and get something to put beside the picture of the Christ Child to show more of the story.



THE FIRST PLAQUE ON THE UNDERLAY (STORYTELLER'S PERSPECTIVE)

Begin to go around the circle, asking each child if he or she would like to bring something to put by the plaque. Some children may not be able to think of anything, so move on if it looks as if they are stuck. You can come back to them later. If they are still stuck, that is okay. Many children learn by watching as well as by doing.


I don't know what you are going to get. You are the only one in the world who knows that.

If you don't want to get something, that's okay. Just enjoy what we make together.

Sometimes children get up, wander for a moment, and bring something at random, without knowing why. That's okay. Be amazed (which is easy) and wonder why with them, together coming up with something relevant. Everything in the room is connected in some way.

Enjoy the items that the children bring to help tell the story. When you have had time to enjoy the entire layout, invite the children, one at a time, to return their item to its place on the shelves. Then place the plaques and underlay in the story basket and return it to the shelf.

Help the children begin to get out their work.



**THE FIRST PLAQUE WITH ITEMS CHOSEN BY THE CHILDREN
(STORYTELLER'S PERSPECTIVE)**

The Faces of Easter 2

Background

Focus: Jesus is lost and found

Lent is the season in which we prepare for Easter. This lesson continues to help children prepare for the Mystery of Easter. We move toward the Mystery by hearing the stories of Christ's journey toward the cross and resurrection. This week's presentation focuses on the face of Christ as the One who was lost and found.

Material

The basket for The Faces of Easter is on one of the New Testament shelves.

It contains:

- a purple and white felt underlay
- 7 Faces of Christ plaques

Movements

When the children are ready, go get the story basket and bring it to the circle.

Put the cards at your side and place the scroll in front of you. Unroll the underlay toward the children to uncover the rectangle for the first plaque. Place the first plaque on the underlay.

Point to the figures as you identify them and trace around their faces.

Words

Watch carefully where I go so you will always know where to find this lesson.

In the beginning, the baby was born. God chose Mary to be the Mother of God.


.

In Mary's face, trace the cross with your index finger along the line of the nose to the mouth, and then the line from eye to eye. Repeat for Joseph's face.

When the baby looked up into the face of the Mother Mary, he already saw the cross. When he looked into the face of the Father Joseph, the cross was there, too.

Trace a circle around the whole family.

The Mother Mary and the Father Joseph held the baby very close. They kept the baby warm. They gave the baby everything the baby needed to grow, and it began to grow.



THE FIRST PLAQUE ON THE UNDERLAY (STORYTELLER'S PERSPECTIVE)

Unroll the underlay to uncover the second section. Pick up the second plaque and hold it so the children can see it.

The baby grew and became a boy. When he was about twelve years old, he went with the Mother Mary and the Father Joseph and with many other people from their village of Nazareth to the great city of Jerusalem to keep one of the high holy days. When the celebration was over, the people from Nazareth went out through the great high gate and started on the road toward home.

Suddenly, Mary and Joseph discovered that Jesus was not there! They thought he had been playing with the other children from their village as they walked together. They hurried back into the great city of Jerusalem to find him.

Mary and Joseph looked in the dark and narrow streets. They looked in the marketplace where they had bought their food. They looked where they had spent the night. They looked everywhere!


Finally, they even looked in the Temple – and there he was. He was talking to the rabbis, the priests. When he spoke, they listened, because he knew so much. When they spoke, he listened, because he wanted to learn more.

Mary and Joseph then asked Jesus the question all parents ask their children, the question you can never answer, "Why did you do this?" And Jesus said something very strange. He said, "Didn't you know I would be in my Father's house?"

Mary and Joseph did not understand. Their house was in Nazareth, where Joseph's carpenter shop was. They did not understand, but they did not forget.

Unroll the underlay to reveal the next rectangle and put the second plaque down on the underlay, facing the children.

Now I wonder what there is in our room that can help us tell more about this part of the story. Look around and see if you see something. I will go around the circle and invite you to go and get something to put by the picture of the boy who was lost and found to help us tell more.



**THE FIRST AND SECOND PLAQUES ON THE UNDERLAY
(STORYTELLER'S PERSPECTIVE)**

Begin to go around the circle, inviting each child to bring something to put by the plaque illustrating "Jesus is Lost and Found." Some children may not be able to think of anything, so move on if it looks as if they are stuck. You can come back to them later. If they are still stuck, that is okay. Many children learn by watching as well as by doing.

Enjoy the items that the children bring to help tell more of the story. When you have had time to enjoy the entire layout, invite the children, one at a time, to return their item to its place on the shelves. Then place the plaques and underlay in the story basket and return it to the shelf.

Help the children begin to get out their work.

The Faces of Easter 3

Background

Focus: Jesus' baptism and blessing by God

Lent is the season in which we prepare for Easter. This lesson continues to help children prepare for the Mystery of Easter. We move toward the Mystery by hearing the stories of Christ's journey toward the cross and resurrection. This week's presentation focuses on the face of Christ as the One who was baptized and blessed.

Material

The basket for The Faces of Easter is on one of the New Testament shelves.

It contains:

- a purple and white felt underlay
- 7 Faces of Christ plaques

Movements

When the children are ready, go get the story basket and bring it to the circle.

Put the cards at your side and place the scroll in front of you. Unroll the underlay toward the children to uncover the rectangle for the first plaque. Place the first plaque on the underlay.

Point to the figures as you identify them and trace around their faces.

Words

Watch carefully where I go so you will always know where to find this lesson.

In the beginning, the baby was born. God chose Mary to be the Mother of God.


.

In Mary's face, trace the cross with your index finger along the line of the nose to the mouth, and then the line from eye to eye. Repeat for Joseph's face.

When the baby looked up into the face of the Mother Mary, he already saw the cross. When he looked into the face of the Father Joseph, the cross was there, too.

Trace a circle around the whole family.

The Mother Mary and the Father Joseph held the baby very close. They kept the baby warm. They gave the baby everything the baby needed to grow, and it began to grow.



THE FIRST PLAQUE ON THE UNDERLAY (STORYTELLER'S PERSPECTIVE)

Unroll the underlay to uncover the second section. Pick up the second plaque and place it on the underlay.


The baby grew and became a boy. When he was about twelve years old, he went with the Mother Mary and the Father Joseph and with many other people from their village of Nazareth to the great city of Jerusalem to keep one of the high holy days. When the celebration was over, the people from Nazareth went out through the great high gate and started on the road toward home.

Suddenly, Mary and Joseph discovered that Jesus was not there! They hurried back into the great city of Jerusalem to find him.

Mary and Joseph looked everywhere! Finally, they even looked in the Temple – and there he was. He was talking to the rabbis.

Mary and Joseph asked Jesus, "Why did you do this?" And Jesus said something very strange. He said, "Didn't you know I would be in my Father's house?"

Mary and Joseph did not understand. Their house was in Nazareth, where Joseph's carpenter shop was. They did not understand, but they did not forget.



THE FIRST AND SECOND PLAQUES ON THE UNDERLAY
(STORYTELLER'S PERSPECTIVE)

Unroll the underlay to reveal the third rectangle. Pick up the third plaque and hold it so that the children can see it.

Point to John. All you can see is his hair.

Jesus grew and became a man. When he was about thirty years old, he went to the River Jordan, where his cousin John was baptizing people.

Do you see John? You can just see the back of his head. He was a wild man!

Jesus waded into the river until he was face to face with John. He said, "Baptize me."

John looked at Jesus as if for the first time. Now he saw who he really was. "How can I baptize you? You are the Messiah, the one we have been waiting for. You must baptize me."

"No. It is written that you will come before me and prepare the way. Baptize me."

Cover Jesus' face with one of your hands. Remove your hand. Trace the outline of the dove at the top of the plaque.


Jesus went down into the darkness and chaos of the water. When John lifted him back up into the light, there were people there who said they saw a dove come down from heaven and come close to him.

There were also people there that day who heard a voice. The voice said, "This is my beloved son, with whom I am well pleased."

After Jesus was baptized, he went on across the River Jordan into the desert. He stayed there for forty days and forty nights to learn more about who he was and what his work was going to be.

Put the third plaque down on the third rectangle of the underlay.

Now I wonder what there is in our room that can help us tell more about this part of the story. Look around and see if you see something. I will go around the circle and invite you to go and get something to put by the picture to help us show more of the story.



**THE FIRST, SECOND AND THIRD PLAQUES ON
THE UNDERLAY (STORYTELLER'S PERSPECTIVE)**

Begin to go around the circle, inviting each child to bring something to put by the plaque illustrating "Jesus' Baptism and Blessing by God." Some children may not be able to think of anything, so move on if it looks as if they are stuck. You can come back to them later. If they are still stuck, that is okay. Many children learn by watching as well as by doing.

Enjoy the items that the children bring to help tell more of the story. When you have had time to enjoy the entire layout, invite the children, one at a time, to return their item. Then place the plaques and underlay in the story basket and return it to the shelf.

Help the children begin to get out their work.

The Faces of Easter 4

Background

Focus: Jesus' desert and discovery experience

Lent is the season in which we prepare for Easter. This lesson continues to help children prepare for the Mystery of Easter. We move toward the Mystery by hearing the stories of Christ's journey toward the cross and resurrection. This week's presentation focuses on Christ's temptation in the desert.

Material

The basket for The Faces of Easter is on one of the New Testament shelves.

It contains:

- a purple and white felt underlay
- 7 Faces of Christ plaques


Movements

When the children are ready, go get the story basket and bring it to the circle.

Put the cards at your side and place the scroll in front of you. Unroll the underlay toward the children to uncover the rectangle for the first plaque. Place the first plaque on the underlay.

Words

Watch carefully where I go so you will always know where to find this lesson.



THE FIRST PLAQUE ON THE UNDERLAY (STORYTELLER'S PERSPECTIVE)

Point to the figures as you identify them and trace around their faces.

In Mary's face, trace the cross with your index finger along the line of the nose to the mouth, and then the line from eye to eye. Repeat for Joseph's face.

Trace a circle around the whole family.


Unroll the underlay to uncover the second section. Pick up the second plaque and place it on the underlay.

In the beginning, the baby was born. God chose Mary to be the Mother of God.

When the baby looked up into the face of the Mother Mary, he already saw the cross. When he looked into the face of the Father Joseph, the cross was there, too.

The Mother Mary and the Father Joseph held the baby very close. They kept the baby warm. They gave the baby everything the baby needed to grow, and it began to grow.

The baby grew and became a boy. When he was about twelve years old, he went with the Mother Mary and the Father Joseph to the great city of Jerusalem to keep one of the high holy days. When the celebration was over, the people from Nazareth went out through the great high gate and started on the road toward home.



**THE FIRST AND SECOND PLAQUES ON THE UNDERLAY
(STORYTELLER'S PERSPECTIVE)**

Suddenly, Mary and Joseph discovered that Jesus was not there! They hurried back into the great city of Jerusalem to find him.


Mary and Joseph looked everywhere! Finally, they even looked in the Temple – and there he was. He was talking to the rabbis.

Mary and Joseph asked Jesus, "Why did you do this?" And Jesus said something very strange. He said, "Didn't you know I would be in my Father's house?"

Mary and Joseph did not understand. Their house was in Nazareth, where Joseph's carpenter shop was. They did not understand, but they did not forget.

Unroll the underlay to reveal the third rectangle. Pick up the third plaque and place it on the underlay.

Jesus grew and became a man. When he was about thirty years old, he went to the River Jordan, and asked his cousin John to baptize him.



**THE FIRST, SECOND AND THIRD PLAQUES ON
THE UNDERLAY (STORYTELLER'S PERSPECTIVE)**

Cover Jesus' face with one of your hands. Remove your hand. Trace the outline of the dove at the top of the plaque.

Jesus went down into the darkness and chaos of the water. When John lifted him back up into the light, there were people there who said they saw a dove come down from heaven and come close to him.

There were also people there that day who heard a voice. The voice said, "This is my beloved son, with whom I am well pleased."

After Jesus was baptized, he went on across the River Jordan into the desert.

Unroll the underlay to uncover the fourth section. Pick up the fourth plaque and hold it so that the children can see it.

Jesus went into the desert to discover more about who he was and what his work was going to be. He was there for forty days and forty nights. There was little to eat or to drink.

One day he heard a voice. It said, "Why don't you turn one of these stones over there into bread and have something to eat?"

Jesus said, "No. To be a real human being, we need more than just bread to eat."

Suddenly, it was as if Jesus were on top of the great Temple in Jerusalem. The voice came back, "If you are really the Son of God, why don't you jump and see if God sends the angels to catch you before you hit the stones below?"

Jesus said, "No. We do not need to test God."

Then, it was as if Jesus could see all the kingdoms of the world. The voice came back again: "If you will follow me, I will make you king over all these kingdoms."


Jesus said, "No. I am to be a king, but not that kind of a king."

Then the voice went away.

Jesus went back across the Jordan and began to do his work. But what was his work?

Put the fourth plaque down on the fourth rectangle of the underlay.

Now I wonder what there is in our room that can help us tell more about this part of the story. Look around and see if you see something. I will go around the circle and invite you to go and get something to put by this picture to help us show more of the story.



**THE SECOND, THIRD AND FOURTH PLAQUES ON
THE UNDERLAY (STORYTELLER'S PERSPECTIVE)**

Begin to go around the circle, inviting each child to bring something to put by the plaque illustrating "Jesus' Desert and Discovery Experience." Some children may not be able to think of anything, so move on if it looks as if they are stuck. You can come back to them later. If they are still stuck, that is okay. Many children learn by watching as well as by doing.

Enjoy the items that the children bring to help tell more of the story. When you have had time to enjoy the entire layout, invite the children, one at a time, to return their item. Then place the plaques and underlay in the story basket and return it to the shelf.

Help the children begin to get out their work

The Faces of Easter 5

Background

Focus: Jesus as healer and parable-maker

Lent is the season in which we prepare for Easter. This lesson continues to help children prepare for the Mystery of Easter. We move toward the Mystery by hearing the stories of Christ's journey toward the cross and resurrection. This week's presentation focuses on the face of Christ as healer and parable-maker.

Material

The basket for The Faces of Easter is on one of the New Testament shelves.

It contains:

- a purple and white felt underlay
- 7 Faces of Christ plaques


Movements

When the children are ready, go get the story basket and bring it to the circle.

Put the cards at your side and place the scroll in front of you. Unroll the underlay toward the children to uncover the rectangle for the first plaque. Place the first plaque on the underlay.

Words

Watch carefully where I go so you will always know where to find this lesson.



THE FIRST PLAQUE ON THE UNDERLAY (STORYTELLER'S PERSPECTIVE)

Point to the figures as you identify them and trace around their faces.

In Mary's face, trace the cross with your index finger along the line of the nose to the mouth, and then the line from eye to eye. Repeat for Joseph's face.

Trace a circle around the whole family.


Unroll the underlay to uncover the second section. Pick up the second plaque and place it on the underlay.

In the beginning, the baby was born. God chose Mary to be the Mother of God.

When the baby looked up into the face of the Mother Mary, he already saw the cross. When he looked into the face of the Father Joseph, the cross was there, too.

The Mother Mary and the Father Joseph held the baby very close. They kept the baby warm. They gave the baby everything the baby needed to grow, and it began to grow.

The baby grew and became a boy. When he was about twelve years old, he went with the Mother Mary and the Father Joseph to the great city of Jerusalem to keep one of the high holy days. When the celebration was over, the people from Nazareth went out through the great high gate and started on the road toward home.



**THE FIRST AND SECOND PLAQUES ON THE UNDERLAY
(STORYTELLER'S PERSPECTIVE)**

Suddenly, Mary and Joseph discovered that Jesus was not there! They hurried back into the great city of Jerusalem to find him.


Mary and Joseph looked everywhere! Finally, they even looked in the Temple – and there he was. He was talking to the rabbis.

Mary and Joseph asked Jesus, "Why did you do this?" And Jesus said something very strange. He said, "Didn't you know I would be in my Father's house?"

Mary and Joseph did not understand. Their house was in Nazareth, where Joseph's carpenter shop was. They did not understand, but they did not forget.

Unroll the underlay to reveal the third rectangle. Pick up the third plaque and place it on the underlay.

Jesus grew and became a man. When he was about thirty years old, he went to the River Jordan, and asked his cousin John to baptize him.



**THE FIRST, SECOND AND THIRD PLAQUES ON
THE UNDERLAY (STORYTELLER'S PERSPECTIVE)**

Cover Jesus' face with one of your hands. Remove your hand. Trace the outline of the dove at the top of the plaque.

Jesus went down into the darkness and chaos of the water. When John lifted him back up into the light, there were people there who said they saw a dove come down from heaven and come close to him.


There were also people there that day who heard a voice. The voice said, "This is my beloved son, with whom I am well pleased."

After Jesus was baptized, he went on across the River Jordan into the desert.

Unroll the underlay to uncover the fourth section. Pick up the fourth plaque and place it on the underlay.

Jesus went into the desert to discover more about who he was and what his work was going to be. He was there for forty days and forty nights. There was little to eat or to drink.

One day he heard a voice. It said, "Why don't you turn one of these stones over there into bread and have something to eat?" Jesus said, "No. To be a real human being, we need more than just bread to eat."



**THE SECOND, THIRD AND FOURTH PLAQUES ON
THE UNDERLAY (STORYTELLER'S PERSPECTIVE)**

Suddenly, it was as if Jesus were on top of the great Temple in Jerusalem. The voice came back, "If you are really the Son of God, why don't you jump and see if God sends the angels to catch you before you hit the stones below?" Jesus said, "No. We do not need to test God."

Then, it was as if Jesus could see all the kingdoms of the world. The voice came back again: "If you will follow me, I will make you king over all these kingdoms." Jesus said, "No. I am to be a king, but not that kind of a king." Then the voice went away.

Unroll the underlay to reveal the fifth rectangle. Pick up the fifth plaque and hold it so that the children can see it.

Jesus went back across the Jordan and began to do his work... but what was his work? His work was to come close to people, especially the people no one else wanted to come close to.

Point to the blind man.

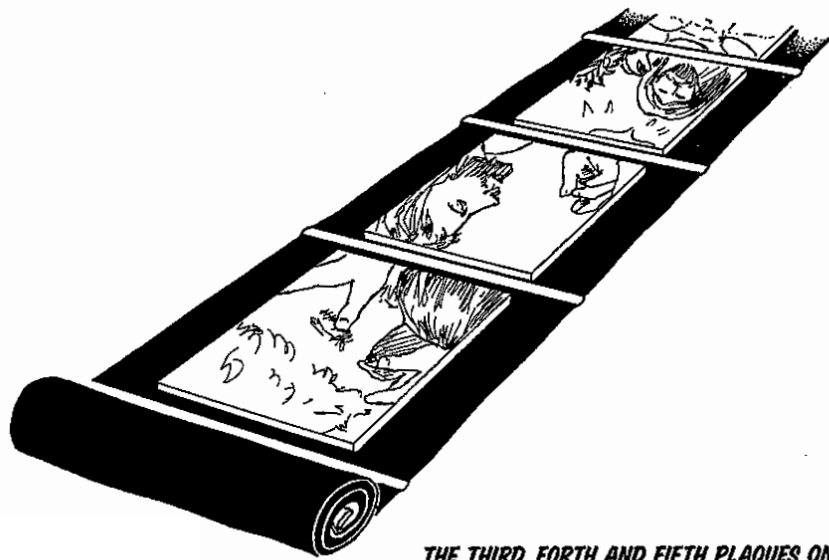
See? He has come close to this blind man; he is so close that he has touched the blind man's eyes.

When Jesus came close to people, they changed. They could see things they could never see before. They could do things they could never do before. They became well.

Jesus also told parables. Finally, he knew that he had to become a parable, so he turned toward Jerusalem for the last time.

Put the fifth plaque down on the fifth rectangle of the underlay.

Now I wonder what there is in our room that can help us tell more about this part of the story. Look around and see if you see something. I will go around the circle and invite you to go and get something to put by this picture to help us show more of the story.



**THE THIRD, FORTH AND FIFTH PLAQUES ON THE
UNDERLAY (STORYTELLER'S PERSPECTIVE)**

Begin to go around the circle, inviting each child to bring something to put by the plaque illustrating "Jesus as Healer and Parable-Maker." Some children may not be able to think of anything, so move on if it looks as if they are stuck. You can come back to them later. If they are still stuck, that is okay. Many children learn by watching as well as by doing.

Enjoy the items that the children bring to help tell more of the story. When you have had time to enjoy the entire layout, invite the children, one at a time, to return their item. Then place the plaques and underlay in the story basket and return it to the shelf.

Help the children begin to get out their work

The Faces of Easter 6

Background

Focus: Jesus offers the bread and wine

Lent is the season in which we prepare for Easter. This lesson continues to help children prepare for the Mystery of Easter. We move toward the Mystery by hearing the stories of Christ's journey toward the cross and resurrection. This week's presentation focuses on the face of Christ as he enters Jerusalem and offers the Twelve – and us – the bread and wine.

Material

The basket for The Faces of Easter is on one of the New Testament shelves.

It contains:

- a purple and white felt underlay
- 7 Faces of Christ plaques


Movements

When the children are ready, go get the story basket and bring it to the circle.

Put the cards at your side and place the scroll in front of you. Unroll the underlay toward the children to uncover the rectangle for the first plaque. Place the first plaque on the underlay.

Words

Watch carefully where I go so you will always know where to find this lesson.



THE FIRST PLAQUE ON THE UNDERLAY (STORYTELLER'S PERSPECTIVE)

Point to the figures as you identify them and trace around their faces.

In Mary's face, trace the cross with your index finger along the line of the nose to the mouth, and then the line from eye to eye. Repeat for Joseph's face.

Trace a circle around the whole family.


Unroll the underlay to uncover the second section. Pick up the second plaque and place it on the underlay.

In the beginning, the baby was born. God chose Mary to be the Mother of God.

When the baby looked up into the face of the Mother Mary, he already saw the cross. When he looked into the face of the Father Joseph, the cross was there, too.

The Mother Mary and the Father Joseph held the baby very close. They kept the baby warm. They gave the baby everything the baby needed to grow, and it began to grow.

The baby grew and became a boy. When he was about twelve years old, he went with the Mother Mary and the Father Joseph to the great city of Jerusalem to keep one of the high holy days. When the celebration was over, the people from Nazareth went out through the great high gate and started on the road toward home.



**THE FIRST AND SECOND PLAQUES ON THE UNDERLAY
(STORYTELLER'S PERSPECTIVE)**

Suddenly, Mary and Joseph discovered that Jesus was not there! They hurried back into the great city of Jerusalem to find him.


Mary and Joseph looked everywhere! Finally, they even looked in the Temple – and there he was. He was talking to the rabbis.

Mary and Joseph asked Jesus, "Why did you do this?" And Jesus said something very strange. He said, "Didn't you know I would be in my Father's house?"

Mary and Joseph did not understand, but they did not forget.

Unroll the underlay to reveal the third rectangle. Pick up the third plaque and place it on the underlay.

Jesus grew and became a man. When he was about thirty years old, he went to the River Jordan, and asked his cousin John to baptize him.



**THE FIRST, SECOND AND THIRD PLAQUES ON
THE UNDERLAY (STORYTELLER'S PERSPECTIVE)**

Cover Jesus' face with one of your hands. Remove your hand. Trace the outline of the dove at the top of the plaque.

Jesus went down into the darkness and chaos of the water. When John lifted him back up into the light, there were people there who said they saw a dove come down from heaven and come close to him.


There were also people there that day who heard a voice. The voice said, "This is my beloved son, with whom I am well pleased."

After Jesus was baptized, he went on across the River Jordan into the desert.

Unroll the underlay to uncover the fourth section. Pick up the fourth plaque and place it on the underlay.

Jesus went into the desert to discover more about who he was and what his work was going to be. He was there for forty days and forty nights. There was little to eat or to drink.

One day he heard a voice. It said, "Why don't you turn one of these stones over there into bread and have something to eat?" Jesus said, "No. To be a real human being, we need more than just bread to eat."



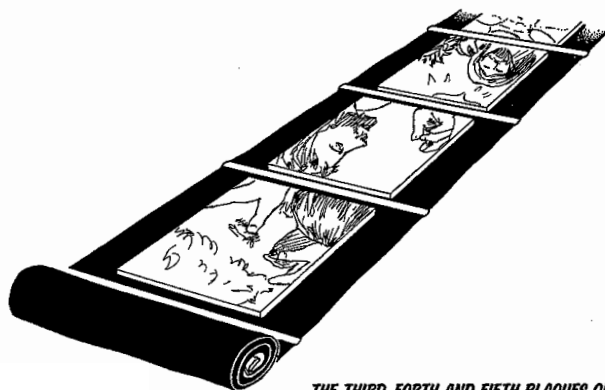
**THE SECOND, THIRD AND FOURTH PLAQUES ON
THE UNDERLAY (STORYTELLER'S PERSPECTIVE)**

Suddenly, it was as if Jesus were on top of the great Temple in Jerusalem. The voice came back, "If you are really the Son of God, why don't you jump and see if God sends the angels to catch you before you hit the stones below?" Jesus said, "No. We do not need to test God."

Then, it was as if Jesus could see all the kingdoms of the world. The voice came back again: "If you will follow me, I will make you king over all these kingdoms." Jesus said, "No. I am to be a king, but not that kind of a king." Then the voice went away.

Unroll the underlay to reveal the fifth rectangle. Place the fifth plaque on the underlay.

Jesus went back across the Jordan and began to do his work... but what was his work? His work was to come close to people, especially the people no one else wanted to come close to.



**THE THIRD, FOURTH AND FIFTH PLAQUES ON THE
UNDERLAY (STORYTELLER'S PERSPECTIVE)**

He has come close to a blind man; he is so close that he has touched the blind man's eyes. When Jesus came close to people, they changed. They became well.

Unroll the underlay to reveal the sixth rectangle. Pick up the sixth plaque and hold it up for the children to see.

Jesus also told parables. Finally, he knew that he had to become a parable. Jesus entered Jerusalem for the last time. It was the time of the Passover, and the city was full of people from many different lands. They thought Jesus was coming to be a king, but they weren't paying attention.

He wasn't riding on a white horse when he came into the city. He wasn't being carried by soldiers. He was riding on a donkey, and it wasn't even his. He had borrowed it.

Still, that Sunday, when Jesus came into Jerusalem, people waved palm branches, which were a sign of kings.

On Monday, Tuesday, and Wednesday, Jesus went into the Temple to teach. Every night he went back to the Mount of Olives with the Twelve. The people watched him and whispered that the Mount of Olives was where angels were supposed to come down to make an army to drive away the Roman soldiers.

One day when Jesus was teaching in the Temple he said, "Do you see that old woman over there? She's going to put something in the money box. Listen. Do you hear anything? No. She has put the smallest coin there is in the box. That was all the money she had."

Now, here comes a rich man. He has so much money to put into the money box that he had to have help to carry it. His money makes a huge clanging and ringing as they pour it into the box.

Now, I wonder which one really gave the most, the old woman or the rich man.

Some said the rich man gave the most. Some said the old woman.

The Temple guards said, "On Thursday we will take him." But on Thursday they could not find him. That evening, Jesus and the Twelve hurried through the dark streets to a house. They climbed up the stairs to an upper room and shared their last supper together.

After they had everything they wanted to eat, Jesus took some bread and gave thanks to God for it. Then he broke it and said something like, "Whenever you break bread like this and share it, I will be there."

He also took a cup of wine, gave thanks to God for it, and said, "Whenever you share a cup of wine like this, I will be there."

What was he talking about? He was always saying things like that. How could they know? Still, they did not forget, and later they would understand.

Suddenly Judas got up and left. The rest sang a hymn and then went to the Garden of Gethsemane on the Mount of Olives. Jesus wanted to pray. When he finished, he joined the Twelve, but Judas came out of the dark and greeted him. This was a signal for the Temple guards to take him. They too came out of the shadows and took Jesus away with them into the night. The Twelve disappeared into the darkness as well.


Put the sixth plaque down on the underlay.

Now I wonder what there is in our room that can help us tell more about this part of the story. Look around and see if you see something. I will go around the circle and invite you to go and get something to put by this picture to help us show more of the story.

Begin to go around the circle, inviting each child to bring something to put by the plaque illustrating "Jesus Offers the Bread and Wine." Some children may not be able to think of anything, so move on if it looks as if they are stuck. You can come back to them later. If they are still stuck, that is okay. Many children learn by watching as well as by doing.

Enjoy the items that the children bring to help tell more of the story. When you have had time to enjoy the entire layout, invite the children, one at a time, to return their item. Then place the plaques and underlay in the story basket and return it to the shelf.

Help the children begin to get out their work



THE FOURTH, FIFTH AND SIXTH PLAQUES ON THE UNDERLAY (STORYTELLER'S PERSPECTIVE)

The Faces of Easter 7

Background

Focus: the One who was Easter and still is

Lent is the season in which we prepare for Easter. This lesson continues to help children prepare for the Mystery of Easter. We move toward the Mystery by hearing the stories of Christ's journey toward the cross and resurrection. This last presentation focuses on the faces of Christ on the cross and on Easter.

Material

The basket for The Faces of Easter is on one of the New Testament shelves.

It contains:

- a purple and white felt underlay
- 7 Faces of Christ plaques


Movements

When the children are ready, go get the story basket and bring it to the circle.

Put the cards at your side and place the scroll in front of you. Unroll the underlay toward the children to uncover the rectangle for the first plaque. Place the first plaque on the underlay.

Words

Watch carefully where I go so you will always know where to find this lesson.



THE FIRST PLAQUE ON THE UNDERLAY (STORYTELLER'S PERSPECTIVE)

Point to the figures as you identify them and trace around their faces.

In Mary's face, trace the cross with your index finger along the line of the nose to the mouth, and then the line from eye to eye. Repeat for Joseph's face.

Trace a circle around the whole family.


Unroll the underlay to uncover the second section. Pick up the second plaque and place it on the underlay.

In the beginning, the baby was born. God chose Mary to be the Mother of God.

When the baby looked up into the face of the Mother Mary, he already saw the cross. When he looked into the face of the Father Joseph, the cross was there, too.

The Mother Mary and the Father Joseph held the baby very close, and it began to grow.

The baby grew and became a boy. When he was about twelve years old, he went with the Mother Mary and the Father Joseph to the great city of Jerusalem. But when his family started on the road toward home, Jesus was not there! Mary and Joseph hurried back into the great city of Jerusalem to find him.




**THE FIRST AND SECOND PLAQUES ON THE UNDERLAY
(STORYTELLER'S PERSPECTIVE)**

They looked everywhere! Finally, they even looked in the Temple – and there he was. He was talking to the rabbis. Mary and Joseph asked Jesus, “Why did you do this?” And Jesus said something very strange. He said, “Didn’t you know I would be in my Father’s house?”

Mary and Joseph did not understand, but they did not forget.

Unroll the underlay to reveal the third rectangle. Pick up the third plaque and place it on the underlay.

Jesus grew and became a man. When he was about thirty years old, he went to the River Jordan, and asked his cousin John to baptize him.




THE FIRST, SECOND AND THIRD PLAQUES ON
THE UNDERLAY (STORYTELLER'S PERSPECTIVE)

Cover Jesus' face with one of your hands. Remove your hand. Trace the outline of the dove at the top of the plaque.

Jesus went down into the darkness and chaos of the water. When John lifted him back up into the light, there were people there who said they saw a dove come down from heaven and come close to him. There were also people there that day who heard a voice. The voice said, "This is my beloved son, with whom I am well pleased."

Unroll the underlay to uncover the fourth section. Pick up the fourth plaque and place it on the underlay.

After Jesus was baptized, he went on across the River Jordan into the desert to discover more about who he was and what his work was going to be. He was there for forty days and forty nights. There was little to eat or to drink.



THE SECOND, THIRD AND FOURTH PLAQUES ON
THE UNDERLAY (STORYTELLER'S PERSPECTIVE)

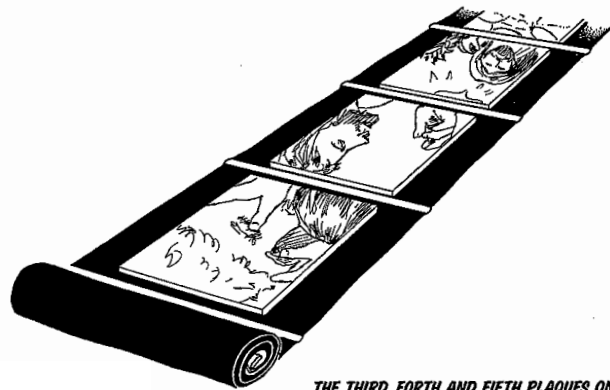
One day he heard a voice. It said, "Why don't you turn one of these stones over there into bread and have something to eat?" Jesus said, "No. To be a real human being, we need more than just bread to eat."

Suddenly, it was as if Jesus were on top of the great Temple in Jerusalem. The voice came back, "If you are really the Son of God, why don't you jump and see if God sends the angels to catch you before you hit the stones below?" Jesus said, "No. We do not need to test God."

Then, it was as if Jesus could see all the kingdoms of the world. The voice came back again: "If you will follow me, I will make you king over all these kingdoms." Jesus said, "No. I am to be a king, but not that kind of a king." Then the voice went away.

Unroll the underlay to reveal the fifth rectangle. Place the fifth plaque on the underlay.

Jesus went back across the Jordan and began to do his work... but what was his work? His work was to come close to people, especially the people no one else wanted to come close to.




THE THIRD, FORTH AND FIFTH PLAQUES ON THE UNDERLAY (STORYTELLER'S PERSPECTIVE)

He has come close to a blind man; he is so close that he has touched the blind man's eyes. When Jesus came close to people, they changed. They became well.

Unroll the underlay to reveal the sixth rectangle. Place the sixth plaque on the underlay.

Jesus also told parables. Finally, he knew that he had to become a parable. Jesus entered Jerusalem for the last time.



THE FOURTH, FIFTH AND SIXTH PLAQUES ON THE UNDERLAY (STORYTELLER'S PERSPECTIVE)

He was riding on a borrowed donkey. Still, that Sunday, when Jesus came into Jerusalem, people waved palm branches, which were a sign of kings.

On Thursday, Jesus and the Twelve went to an upper room and shared their last supper together. After they had everything they wanted to eat, Jesus took some bread and gave thanks to God for it. Then he broke it and said something like, "Whenever you break bread like this and share it, I will be there." He also took a cup of wine, gave thanks to God for it, and said, "Whenever you share a cup of wine like this, I will be there."

What was he talking about? He was always saying things like that. How could they know? Still, they did not forget, and later they would understand.

Suddenly Judas got up and left. The rest went to the Garden of Gethsemane on the Mount of Olives. Jesus wanted to pray. When he finished, he joined the Twelve, but Judas came out of the dark and greeted him. This was a signal for the Temple guards to take him. They too came out of the shadows and took Jesus away with them into the night. The Twelve disappeared into the darkness as well.

Don't unroll the seventh section of the underlay yet. Pick up the seventh plaque and hold it facing the children.

Point to the dark sky.

The night was a confusing one. The next day, Jesus was taken outside the walls of the city and crucified.

That afternoon, Jesus died. The sky grew dark. Jesus was taken down from the cross and buried in a cave. A great stone was rolled into the opening of the cave to close it like a door.

Saturday was so quiet you could almost hear the earth breathing. On Sunday, it was just the women who had the courage to go to the tomb just to be close to Jesus. They wanted to remember, even if it was sad. When they came to the tomb, they found that the stone had been rolled back and that the tomb was empty.

Jesus had died on the cross, but somehow he was still with them as he is with us, especially in the bread and the wine.

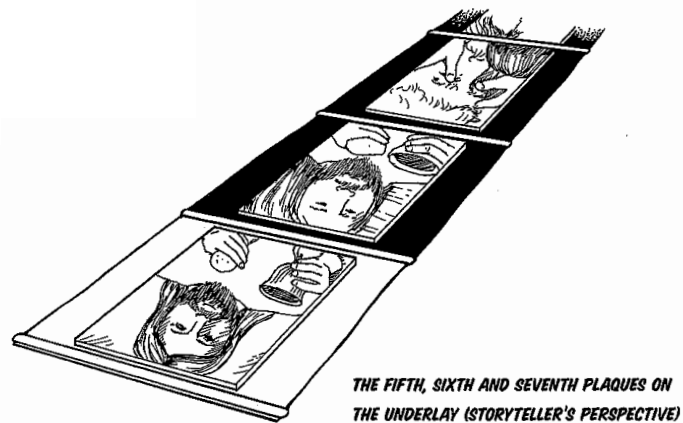
Turn the plaque slowly back and forth as you describe the Faces in this part of the story, showing first one side then the other. Finally, turn the edge of the plaque toward the children and "try" to pull the two sides apart.

Now unroll the white rectangle of the underlay.

Put the seventh plaque down on the white rectangle, with the face of the Risen Christ facing up.

When you look at this side (crucifixion), you know that the other side is there (Easter). When you look at this side (Easter), you know that this side (crucifixion) is there, and you cannot pull them apart. This is the Mystery of Easter, and that makes all the difference...

... and so the colors change.



Sit back and enjoy the complete story laid out in a line, then look puzzled.

Point to each part as you call attention to the linear layout of the story.

Pick up the seventh plaque and turn it to the crucifixion side.

Turn the plaque over to the Easter side and show it to the children.

Put the Easter plaque back on the white panel, resurrection side up.

Pick up the first plaque and roll the underlay toward you out of the way. Place the first plaque down where the first portion of the underlay was.

Wait a minute. There's something wrong.

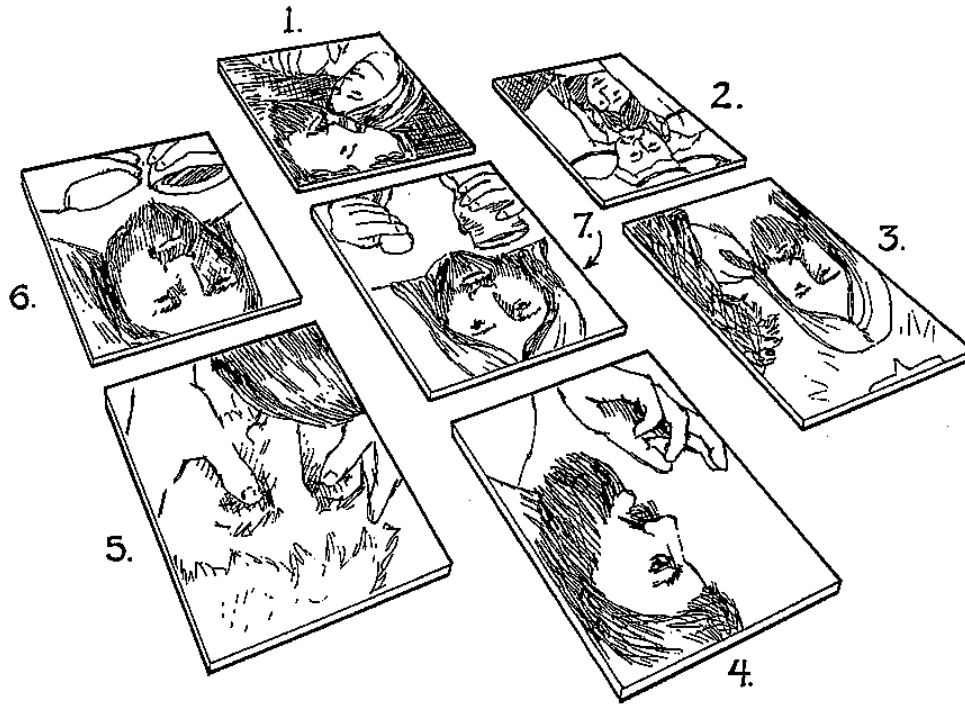
Here's the beginning... the middle... and the end...

Look! If we have only this side, the story has an end...

... but there is also this side.

The ending is also a beginning, so we can't leave the story in a line.

Let's see what we can do.



THE CIRCLE OF FACES (STORYTELLER'S PERSPECTIVE)

Pick up the second plaque and roll up the second section of the underlay. Place the second plaque where indicated in the illustration above.

Continue picking up the plaques, one at a time, rolling up each section of the underlay and placing the plaques where indicated above.

Finally, pick up the seventh plaque and hold it while you finish rolling up the underlay. Place the underlay beside you. Place the seventh plaque, resurrection side up, in the middle of the layout.

Now the story can go on forever.

- I wonder what part of this story you like best?

- I wonder what part of the story is most important?
- I wonder where you are in this story? What part of the story is about you?
- I wonder if there is any part of the story we can leave out and still have all the story we need?

When the energy in the wondering begins to wane, help the children make choices about the work they are going to get out.