



Update Report #28 May 8, 2021 @ 1430hr

Current Status as of 1201hr on April 8, 2021

PROVINCIAL DECLARATION OF EMERGENCY
LOCKDOWN MEASURES AND STAY AT HOME ORDER CONTINUE

**COVID-19
Pandemic**

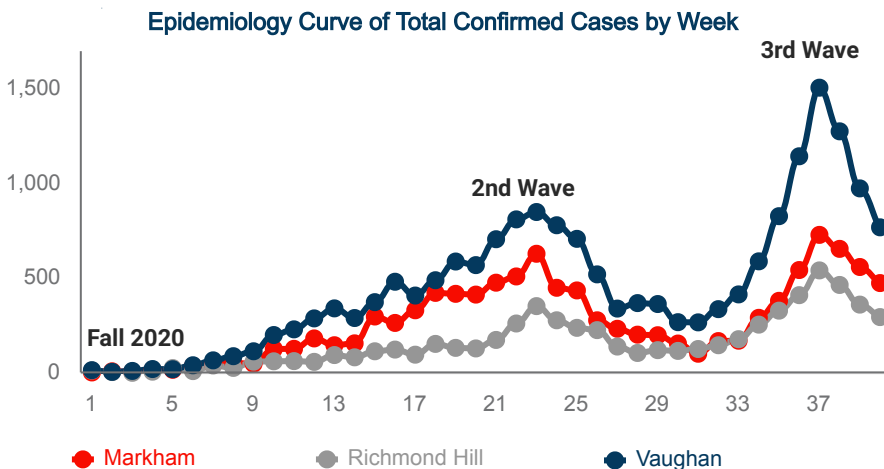
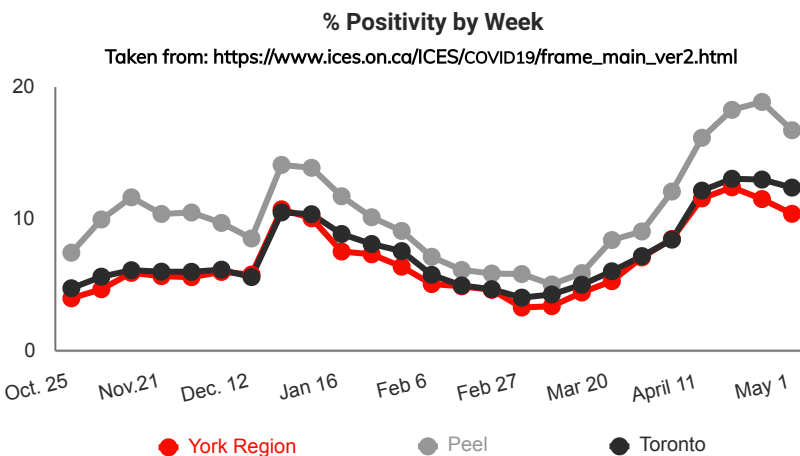
Markham Fire and Emergency Services is working with the Executive Leadership Team to provide regular high level weekly updates to Staff, and Council .

NEW THIS WEEK: Markham Fire and Emergency Services is supporting the #ThisIsYourShotCA campaign starting the week of May 10th, 2021. Markham is the first municipality in Ontario to support this initiative. Ryan Reynolds, Haley Wickenheiser, Chris Hadfield and Michael Buble are Canadian celebrities that have joined this initiative.

The Ontario government has officially expanded access to Moderna and Pfizer-BioNTech's COVID-19 vaccines for those 18 and older at select pharmacies in hot spot communities. Due to rapidly changing vaccine eligibility, please refer to the york.ca website for up to date information.

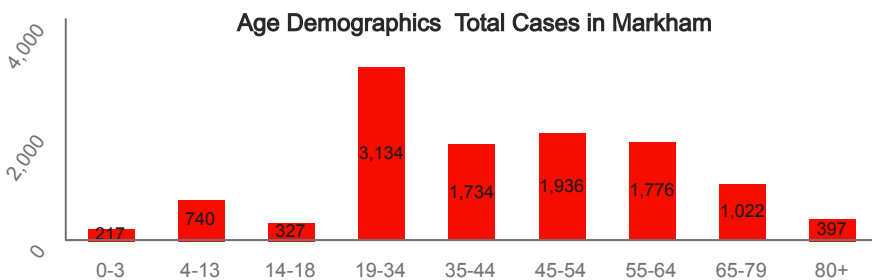
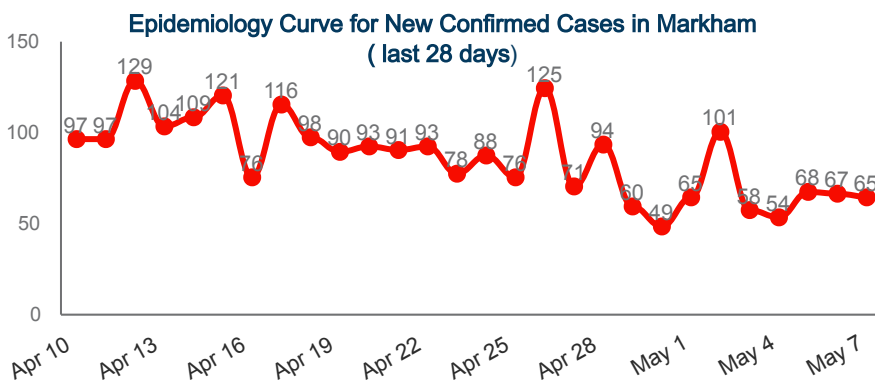


Statistics		
Area	Total Cases	Total Variants
Canada (May 6 th data)	1 273 169	*Total Confirmed: 137 885 UK: 131 835 SA:784 Brazil: 5 266 * Canada and Ontario only provide confirmed lineage numbers
Ontario (May 7 th data)	489 087	*Total Confirmed:91 221 UK: 89 614 SA: 395 Brazil: 1 212
York Region (May 7 th data)	48 286	Total: 14 467 UK: 656 SA:18 India: 2 Brazil: 126 **Mutation Detected (Lineage Not Determined: 13 665 **Note: York Region provides mutation detected numbers while waiting for confirmation of lineage
Markham (May 7 th data)	11 583	Total: 2 813 UK: 130 SA:2 India: 1 Brazil: 29 **Mutation Detected (Lineage Not Determined: 2 651
York Region COVID Vaccinations (As of April 29)		
Total Vaccine Administered		503 809
Population received at least 1 dose		478 263



% Positivity by Postal Code Forward Sorting Area (FSA) (April 25 th - May 1 st)		Change from last week
L3P	6.61	↓
L3R	8.07	↓
L3S	14.18	↓
L3T	10.17	↓
L6B	8.46	↓
L6C	10.19	↑
L6E	13.32	↑
L6G	2.56	↓

% Population in York Region that received 1 dose by Age Group (May 6 th data)	
80+	91.5
75-79	89.6
70-74	83.4
65-69	79.8
60-64	72.2
55-59	58.7
50-54	53.2
45-49	49.4
40-44	46.3
35-39	34



Pertinent to Provincial Framework Measures for York Region Health Unit

% Positivity (April 26 - May 1) = 10.46
decreasing since last week
(taken from ices.on.ca)

Re = 0.93 decrease of 0.01 from last week

(April May 8 taken from Ontario.ca)
"Re" is the estimated number of people a person with COVID will infect