



Update Report #31

May 28, 2021 @ 1100hr

PROVINCIAL DECLARATION OF EMERGENCY

LOCKDOWN MEASURES & STAY AT HOME ORDER CONTINUES UNTIL JUNE 2, 2021

COVID-19
Pandemic

Markham Fire and Emergency Services is working with the Executive Leadership Team to provide regular high level weekly updates to Staff, and Council .

NEW THIS WEEK:

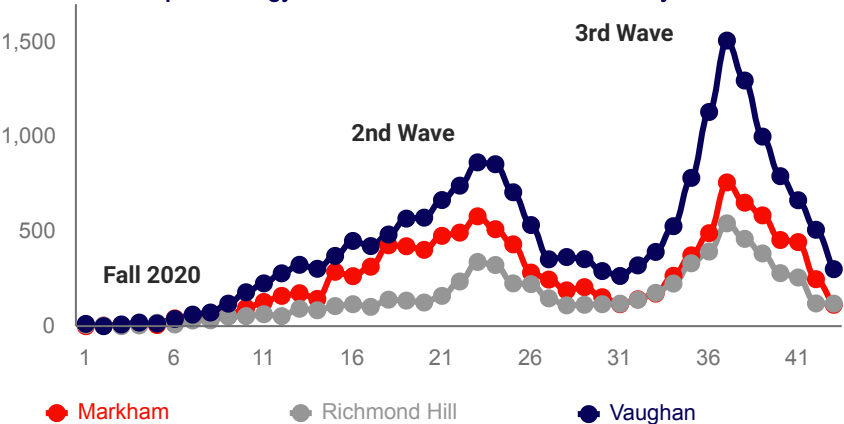
Ontario announces expanding 2nd dose eligibility:

Ontario officials announced on May 28th that they will be ramping up vaccination efforts to include schedule for 2nd doses. As of May 28th, here is the schedule for 2nd dose eligibility:

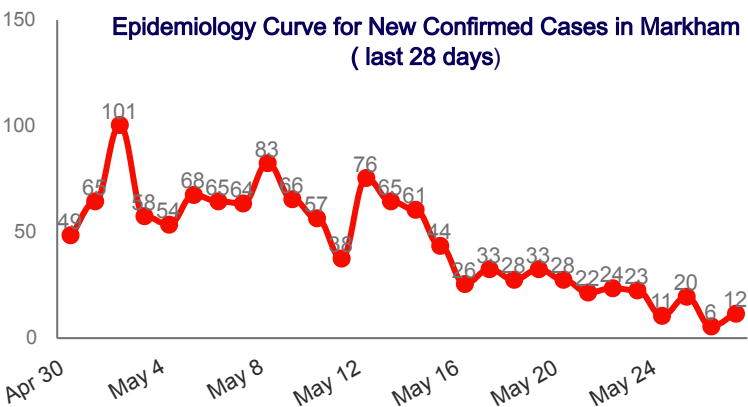
- People aged 80 and up: start week of May 31st
- People age 70 and up.: start week of June 14th
- Youth age 12-25 : start week of August 9th
- People who received first dose between March 8th-April 18th: start week of June 28th
- People who received first dose between April 19th- May 9th: start week of July 19th
- People who received first dose between May 10th -30th: start week of August 2nd
- People who received first dose between May 31st onwards: week of August 9th

Statistics

Epidemiology Curve of Total Confirmed Cases by Week



Epidemiology Curve for New Confirmed Cases in Markham (last 28 days)



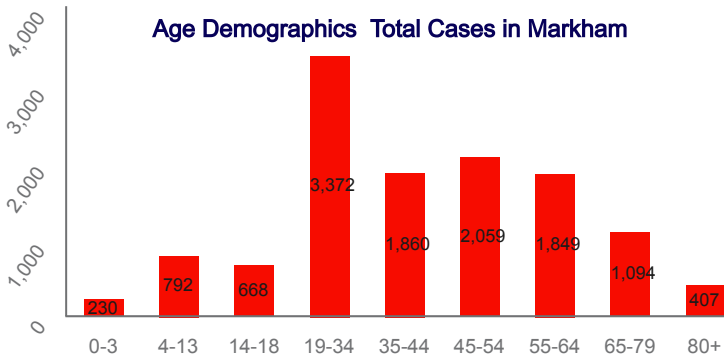
Area	Total Cases
Canada (May 27 st data)	1 371 073
Ontario (May 26 st data)	527 180
York Region (May 27 st data)	51 655
Markham (May 27 st data)	12 331
# of Active Cases	104
# of New Cases as of 5pm May 21	12

% Positivity by Postal Code Forward Sorting Area (FSA) (May 16 th – 22nd)		Change from last week
Taken from https://www.ontario.ca/en/data/COVID-19-Dashboard		
L3P	2.58	↓
L3R	6.11	↓
L3S	11.62	↓
L3T	3.29	↓
L6B	8.32	↓
L6C	4.99	↓
L6E	6.67	↓
L6G	6.38	↑

% Population in York Region that received 1 dose by Age Group (May 26th data)

80+	93.5
75-79	92.2
70-74	86.5
65-69	84.5
60-64	79.2
55-59	74.6
50-54	73.9
45-49	72.6
40-44	72.9
35-39	64.8
30-34	52.3
25-29	52.1
20-24	56.2
18-19	52.5

Age Demographics Total Cases in Markham



Pertinent to Provincial Reopening Road Map

The province will remain at each step for at least 21 days to evaluate any impacts on key public health indicators. At the end of the 21 days, the Province will evaluate vaccination rates and look for positive trends in other key public health and health system indicators. Go to <https://www.ontario.ca/page/reopening-ontario> for details about the new Reopening Roadmap.

Vaccination rate plus key health indicators ⁽¹⁾	Vaccination rate plus key health indicators ⁽¹⁾	Vaccination rate plus key health indicators ⁽¹⁾
Step 1	Step 2	Step 3
60%	70%	70-80%
Adults with one dose	Adults with one dose 20% Fully vaccinated	Adults with one dose 25% Fully vaccinated

Area (May 27 st data)	% Vaccinated (received at least 1 dose)
Canada	49.33
Ontario	49.14
York Region	66.6